

Title: Information Mechanics

Author: John L Haller Jr.

Affiliation: Director Data Science, CCC Information Services

Email: jlhaller@gmail.com

Abstract:

In the governing thought, I find a direct relationship between the information in a system and the product of that system's energy and time, specifically $I = 2\epsilon t/\hbar$, in natural units. With a little history of this relationship, I solve for it in three ways: first through the Schrödinger Equation; second through the Bernoulli process; and third, via the second law of thermodynamics. I show 4 examples where the governing thought holds. Lastly I conclude with a few words on the implication of such a relationship.

1) Introduction:

Anyone watching the media these days, especially the business news, knows about Big Data. The rate of data generation is growing exponentially and storage is due to multiply by 50 times between 2010 and 2020 (1). The importance of the digital world is pronounced in almost every industry and every field of science (2). It is not surprising that information is also important as a physical quantity in physics (3,4).

I intend to show that information's importance is more deeply embedded in the laws of physics than previously thought.

This article introduces *information mechanics*; a concept whose governing thought is that information in natural units is equivalent to twice energy times time over \hbar . While the proper description of the word "information" is closer to self-information or entropy as developed by Shannon (5,6), I have chosen to use the word "information" to emphasize that a complete statistical description of nature can be encoded with classical bits of information and vice versa.

Shannon showed that self-information is formally defined as the negative expected log probability and has meaning with both discrete and continuous probability distributions. It can even be derived from the definition of statistical entropy, the log of the number of states, as given by Boltzmann (7).

You will notice that the base of all logarithms used in this analysis is the natural exponent e , the limit as $n \rightarrow \infty$ of $(1 + 1/n)^n$; thus the units of information are natural units, or nats (8).

Reviewing a little history of the relationship between information, energy and time from the turn of the 20th century, I formalize that relationship with a derivation from the Schrödinger equation. In the derivation I assume 1) a Minkowski transformation to bring out the phase information and 2) the weak law of large numbers (specifically the asymptotic equipartition property), that all likely states of the system are equally likely. Doing so I show that information is equal to twice the action of the system divided by \hbar , $2\epsilon t/\hbar$.

I support this derivation by examining the Bernoulli process, which quantizes space. I show that when

one accounts for all the relevant information that comes from the particle stepping in the vacuum (including both a Boolean outcome of the Bernoulli process and a sampling of the minimum uncertainty wave packet) each step generates one natural unit of information. Since the time step of the Bernoulli process is equal to \hbar over twice the mass-energy of the particle, $dt = \hbar/2mc^2$ (9), after t seconds (or $N = t/dt$ steps), the process requires $N = 2\epsilon t/\hbar$ natural units of information to describe to the highest precision nature requires.

I finalize the triangulation of the governing thought by rewriting the second law of thermodynamics using the thermal time, $\tau = \hbar/2k_B T$.

I examine 4 examples where this relationship holds and use these examples to gain insight into the meaning of this new equation and rules to properly measure the total information of a system. It will take some time for us to digest and fully understand the meaning of information mechanics; however, I urge us to quickly yet thoughtfully invest our time, energy and resources on this new concept.

2) Schrödinger Equation:

The Schrödinger equation, found during the advent of quantum mechanics, dictates how a wave function and its phase evolve through time. The Hamiltonian or energy operator, H , of a system is equal to \hbar times the imaginary derivative with respect to time. Further the operator's eigenvalue is the energy, ϵ , of the system (10).

$$H\psi = i\hbar \frac{d}{dt}\psi = \epsilon\psi$$

The solution to this equation is the complex exponential

$$\psi(t) = \psi(0)e^{-i\epsilon t/\hbar}$$

One can calculate the probability distribution associated with this wave function via its magnitude squared (10).

$$p(t) = |\psi(t)|^2 = |\psi(0)|^2 = p(0)$$

Doing so, we lose the phase information. If one seeks to calculate the information of that wave function without considering the phase information one would conclude that the information is constant and a function only of its initial state, $\psi(0)$.

2.1) Signals:

We know from our analysis of signals however, that sine and cosine waves are capable of transmitting information encoded into their phases. Furthermore we know from work by Nyquist and Hartley after the turn of the 20th century (11,12) that the bandwidth of the signals is in direct proportion to the width of the signal in the frequency domain. Gabor was even closer on track in the middle of 20th century when he tiled the time frequency plane with quantized “logons” on information (13) – see Figure 1. Each logon was one degree of freedom and is represented by a shifted and modulated Gaussian wave packet. These wave packets were used as a basis to represent a signal with bandwidth f and duration t .

A more rigorous analysis of the number of degrees of freedom of a signal limited in bandwidth and time can be found by Slepian, Pollak and Landau (14-16).

Since the amount of information that can be encoded into a signal is equal to the bandwidth (or frequency) times time, we are left with the relationship that information is in direct proportion to frequency times time. With Einstein's equation for the photo electric effect (10), we have the proportion below where I is the information contained in the signal, f is the bandwidth of the

signal, ε is Planck's constant times f and t is the duration of the signal.

$$I \propto ft \propto \varepsilon t$$

One observation of this insight is that information is in direct proportion to the phase of the wave function from above, $\psi(t)$. Digging into what might be a coincidence, I find that it is not a coincidence at all but rather the relationship is deeply rooted in the foundations of physics.

Encouraged by Hawking's belief that information equals energy times time (17), I intend to prove this fundamental relationship and provide an exact equation by 1) performing a transformation and 2) assuming (with help from the weak law of large numbers) that all likely states are equally likely.

First, the Minkowski transformation takes imaginary time and makes it real. We see this transformation appear in relativity and analytic continuation (18,19). After applying the Minkowski transformation I have,

$$\psi(t) = \psi(0)e^{-\varepsilon t/\hbar}$$

Ignoring for now the initial state by assuming $\psi(0) = 1$, I can calculate the probability distribution. After the transformation I get a much different answer.

$$p(t) = |\psi(t)|^2 = e^{-2\varepsilon t/\hbar} = e^{-2\epsilon t/\hbar}$$

Second, evoking the weak law of large numbers through the asymptotic equipartition property (AEP) allows us to focus on the most likely states. This is important and exemplified by the Gaussian where the Gaussian has infinite range, but most likely states are limited to its standard deviation. If a large number of possible outcomes can occur each with the same probability within the range $\Delta\epsilon\Delta t$ of a system, one can prove that information encoded into that system is equal to the negative

log of the probability on average. To do so I introduce a system of N independent wave functions.

$$\Psi(t) = \prod_{n=1}^N \psi(t) = e^{-N\epsilon t/\hbar}$$

And

$$p_N(t) = |\Psi(t)|^2 = e^{-2N\epsilon t/\hbar}$$

The AEP and the weak law of large numbers (8) can be used to show

$$\frac{-\log(p_N(t))}{N} \rightarrow I \text{ as } N \rightarrow \infty$$

$$I = 2\epsilon t/\hbar$$

This is the governing hypothesis. I can quickly arrive at the same result by using the example with signals where $I \propto \varepsilon t$, and solve for the direct proportion by dividing by the minimum width of the signal (the Heisenberg uncertainty relation). I will show later that the Gaussian wave packet, which obtains the minimum uncertainty, contains one natural unit of information.

$$I = \frac{\varepsilon t}{\Delta\epsilon\Delta t} = 2\epsilon t/\hbar$$

3) Bernoulli process:

In the above derivation of the governing hypothesis I come at it by examining the amount of information that can be encoded into the phase information of a wave function. Yet we know from quantum mechanics that waves are also particles and vice versa. We can learn from Haller in his work on particle actions (20) and more recent work on dark particles (9), that a discrete Bernoulli process perfectly models diffusion (specifically the Langevin equation).

The Bernoulli process can be thoroughly explained by Chandrasekar or Rief (21,7); what I will add is that the process governs the motion of the center of the minimum uncertainty wave packet, not the particle's actual location. Information is generated by both the discrete process and sampling of the continuous wave function.

3.1) Information content:

We know that each step of the Bernoulli process is determined by the outcome of Boolean decision which, when $\beta = \frac{1}{2}$, $\log(2)$ of information is generated; the maximal entropy for a Boolean variable. As stated above we must also consider a sampling of the wave packet (which must obey the minimum uncertainty).

Examined in more detail below in section 5.2, I find that when the point particle is spread in position and momentum via the Heisenberg uncertainty principle and there is an additional $\log(e/2)$ that can be extracted at each step.

I have $\log(2)$ from the outcome if the particle stepped in the positive or negative direction and an additional $\log(e/2)$ is from the vacuum sampling the minimum uncertainty wave packet.

Thus N steps of the process will require N natural units or written another way,

$$I = N = \frac{t}{dt} = 2\epsilon t/\hbar$$

Again from a completely different starting point, I return the governing hypothesis.

4) Statistical Entropy:

With definition of the thermal time, $\tau = \hbar/2k_B T$ (9,22-24) and the second law of thermodynamics, our result is again returned. When the process is reversible, we have (7),

$$dS = \frac{\delta Q}{T}$$

Where S is the thermodynamic entropy, Q is the heat energy and T is the temperature. Plugging in the thermal time, I have,

$$dS = k_B \frac{2\tau\delta Q}{\hbar}$$

In all the cases above I have assumed that the length dimension was not a function of the energy dimension. When this is the case i.e. τ is not a function of Q I return the governing thought.

$$I = \frac{S}{k_B} = \frac{2\tau Q}{\hbar}$$

Note however, that if τ is a linear function of Q (like the event horizon of a Black Hole is linear in its mass energy), we lose the factor of 2.

5) Examples:

A dozen examples where the governing hypothesis holds can be found in work by Haller (25). In this article I will focus on 4 which I find most important and insightful. Those examples are the two slit experiment, the Gaussian wave packet, thermal diffusion, and the tunneling event.

5.1) The two slit experiment:

While the two slit experiment looks like a one bit measurement (upper slit or lower slit with equal probability), it is not. I know this because of the governing hypothesis and the Heisenberg uncertainty relation that when put together says,

$$I \geq 1 \text{ natural unit}$$

To see this in detail, assume an experimental setup like in Figure 2, with "a" approaching zero and "b" a half integer wavelength of the incoming wave. If a measuring device is asked to locate the particle at

one slit, then the probability distribution on a circular measurement screen away from the partition in the two slit experiment is uniform (26).

If a measurement of the particle's location at the slits is not attempted, then the particle emerges from both slits with equal amplitude, and produces the cosine squared distribution on the circular measurement screen away from the partition (26).

$$u(x) = 1/(2r) \text{ for } x \in [-r, r]$$

$$c(x) = (1/r) \cos^2(\pi(b/\lambda)(x/r))$$

$$\text{For } x \in [-r, r]; b/(2\lambda) \in Z$$

If I have N measurement locations on the measurement screen I can collect $\log(N)$ minus the difference in differential entropy between the uniform distribution and the actual distribution (8).

A fact about the sinusoidal distribution is that it has $\log(e/2)$ less differential entropy than the uniform distribution. Since I am taking the difference between two differential entropies the scale property of the differential entropy does not come into play.

$$h(u) - h(c) = - \int_{-r}^r u(x) \log(u(x)) dx - \int_{-r}^r c(x) \log(c(x)) dx$$

This integral can be solved analytically for any r and $b/(2\lambda) \in Z$, and is equal to the $\log(e/2)$.

$$h(u) - h(c) = \log(e/2)$$

If a measurement were to occur at the partition, one bit of information, $\log(2)$, could be extracted by knowing which slit the particle went through plus $\log(N)$ from the measurement screen. If a measurement at the partition doesn't happen the total entropy would be $\log(N) - \log(e/2)$ because in this case the resulting

distribution is the cosine distribution. The difference is $\log(e) = 1 \text{ nat}$.

We can see that a simple measurement of a Boolean choice spills over to where the distribution is disturbed, resulting in an additional $\log(e/2)$ which can be extracted.

5.2) The Gaussian wave packet:

While the Gaussian wave packet has many special properties, I want to focus on three: 1) its Fourier transform is also a Gaussian (27), 2) the Gaussian obtains the minimum uncertainty relation (19), and 3) the Gaussian maximizes the differential entropy for a given variance (8). As introduced above, Gabor (13) used the first two properties to tile the time frequency plane with shifted and modulated Gaussian wave packets. I will expand on property 3) and show that the information that can be encoded into one Gaussian wave packet is one natural unit.

I begin by sharing a result from Hirshman (28) where he proposed that to properly measure the information contained in pair of distributions linked through the Fourier Transform (FT) one must add the differential entropy of the probability distribution in the time domain to the differential entropy of the probability distribution in the *standard* frequency domain. Given the scale property of the FT and the differential entropy, the sum of the two differential entropies is constant regardless of scale factor. Thus the information you can encode into a Gaussian wave packet is the same regardless of the relative width of the wave packet in the two domains.

Hirshman found that any FT pair contained at least $\log(e/2)$ of information and that the Gaussian has exactly $\log(e/2)$. Yet if we look at our example with the two slit experiment we see that information is quantized to greater than or equal to

$\log(e)$. Hirshman missed an extra $\log(2)$ which nature requires.

I showed above in section 3.1 how the Bernoulli process which governs the motion of the center of the Gaussian is the source of the extra $\log(2)$. In this case each step of the Bernoulli process has a step size of $dx = cdt = \hbar/2mc$ (9). From the equipartition theorem we know that the width of the Gaussian is $\Delta x_0 = \hbar/2\Delta p = \hbar/2\sqrt{mk_B T}$. If $mc^2 \gg k_B T$, then the step size is much less than the width and the resulting distribution after a step is approximately the same as the initialized minimum uncertainty wave packet. In this case the total information is $\log(2)$ from one Boolean outcome of the Bernoulli process plus the $\log(e/2)$ Hirshman showed us. See figure 3.

Let's take the other extreme to show the same result. In the energy and time domain, we know from Dirac's work on the relativistic wave equation that there is both a positive and negative eigenvalue (29). Looking at the positive eigenvalue where the mass-energy divided by Planck's constant equals the average frequency $\bar{f} = mc^2/h$, I have

$$\Phi_+(f) = \frac{1}{\sqrt[1/4]{2\pi(\Delta f)^2}} e^{\frac{-(f-\bar{f})^2}{4(\Delta f)^2}}$$

And for the negative eigenvalue I have

$$\Phi_-(f) = \frac{1}{\sqrt[1/4]{2\pi(\Delta f)^2}} e^{\frac{-(f+\bar{f})^2}{4(\Delta f)^2}}$$

If $\hbar\Delta f = \Delta\epsilon \ll mc^2$ (the other extreme where the two displaced alternatives are much farther apart than the width), then $\Phi_+(f)$ and $\Phi_-(f)$ don't overlap. If they don't overlap, they don't interfere and thus according to Feynman (10) it is the probability distributions which add not the probability amplitudes (or wave functions).

Thus I have the probability distribution for the frequency domain $P(f)$,

$$P(f) = \frac{1}{2}|\Phi_+(f)|^2 + \frac{1}{2}|\Phi_-(f)|^2$$

If $\phi_+(t) = \int \Phi_+(f)e^{i2\pi ft}df$ and $\phi_-(t) = \int \Phi_-(f)e^{i2\pi ft}df$, then the probability distribution for the time domain is $p(t)$

$$p(t) = \frac{1}{2}|\phi_+(t)|^2 + \frac{1}{2}|\phi_-(t)|^2$$

Given the modulation properties of the FT, $|\phi_+(t)|^2 = |\phi_-(t)|^2$ and thus $p(t)$ reduces to,

$$p(t) = \frac{1}{\sqrt{2\pi(\Delta t)^2}} e^{\frac{-t^2}{2(\Delta t)^2}}$$

Where $4\pi\Delta f\Delta t = 1$. Now when I use Hirshman's sum for calculating the information contained in both domains, the result is,

$$I = h(P(f)) + h(p(t)) \\ = \frac{1}{2}\log(8\pi e(\Delta f)^2) + \frac{1}{2}\log(2\pi e(\Delta t)^2) = 1$$

See figure 3.

Coupling this back to Gabor's analysis I would conclude that one degree of freedom of a system requires one natural unit of information on average to describe.

5.3) Thermal Diffusion:

I will expand on our analysis in section 3.1 above and discuss what happens when the probability parameter is not always $\beta = 1/2$.

We know from the analysis of the Bernoulli process (7,21), that the average value of the displacement is,

$$\bar{x} = dx(2\beta - 1)N$$

I know dx is equal to cdt by using Dirac's solution to the relativistic wave equation (29) or as solved specifically for the Bernoulli process (9). I have after $t = Ndt$ seconds of the process,

$$\bar{x} = (2\beta - 1)ct$$

Or,

$$2\beta - 1 = \frac{v}{c}$$

This relationship is also mathematically valid since $\beta \in [0,1]$ and $v/c \in [-1,1]$.

Once $\beta \neq 1/2$ I have to recalculate the information necessary to describe a step of the Bernoulli process. Defining $I(\beta)$ as below allows us to calculate the information from which I will add to the extra $\log(e/2)$ from the information contained in a sample of the wave packet.

$$I(\beta) \equiv (-\beta \log(\beta) - (1 - \beta) \log(1 - \beta))$$

The next step is to average $I(\beta)$ over the probability that each step has the value of $2\beta - 1 = \frac{v}{c}$ where v is drawn from the distribution $g(v)$ below

$$g(v) = \frac{1}{\sqrt{2\pi(\Delta v)^2}} e^{\frac{-v^2}{2(\Delta v)^2}}$$

Here $(\Delta v)^2 = k_B T/m$ is solved via the equipartition theorem (10). Making the assumption that $(\Delta v)^2 \ll c^2$ allows us to expand the logarithm to first order and arrive at the results that,

$$\overline{I(\beta)} = \log(2) - \frac{k_B T}{mc^2}$$

Adding the additional $\log(e/2)$ and looking at N steps I have $\overline{I_N(\beta)}$,

$$\overline{I_N(\beta)} = N - 2k_B T N dt / \hbar = 2\epsilon t / \hbar - 2k_B T t / \hbar$$

To get this back to the governing thought we need to understand the difference in the factor of

$2k_B T t / \hbar$. I have that answer from Haller (22) who showed the entropy rate of thermal diffusion is equal to twice the temperature.

$$\frac{dI}{dt} = 2k_B T / \hbar$$

This finding was derived by looking at the spreading of the wave packet at each step after the vacuum sampled the location. If I add the information from the spreading of the wave packet to the information generated by the Bernoulli process I again return to our result that:

$$I = 2\epsilon t / \hbar$$

5.4) A tunneling event:

The tunneling of an electron across a barrier that is classically forbidden has a finite probability of occurrence, and is a consequence of the requirement that the wave function and its derivative be continuous. Using the WKB method, the Schrödinger equation can be solved with the assumed solutions of the form $\psi(x) = e^{-iS(x)}$, where $S(x)$ is the action (19).

The transmission probability across a barrier is defined as the outgoing intensity divided by the incoming intensity, which is proportional to $|\psi(b)|^2 / |\psi(a)|^2$. When the wave function tunnels into the classically forbidden area, between a and b , the complex exponential becomes a decaying exponential. See figure 4. The transmission tunneling probability, W , is

$$W = e^{-2px/\hbar}$$

Where $x = (b - a)$ and p s.t. $p^2/2m = |V - E|$

This result also holds when the barrier is not square; the transmission W becomes

$$W = e^{-2 \int_a^b p dx / \hbar}$$

Thus the transmission probability is $\exp(-2 \cdot \text{action})$, where the action is defined as the momentum times the distance (instead energy times the time).

To relate W to the information we can look at large deviations theory for an ensemble on N particles. For all N particles to independently tunnel I have,

$$W_N = e^{-2Npx/\hbar}$$

Using the result from large deviation theory (8) we see that information is equal to twice the momentum times distance over \hbar .

$$I = \frac{-\log(W_N)}{N} = 2px/\hbar$$

6) Discussion and conclusion:

In the spirit of quantum mechanics, the evolution of an undisturbed system is deterministic and obeys the Hamiltonian, a unitary operator. The uncertainty or probabilistic nature of quantum mechanics however shows itself when one wishes to measure the state of the system. The question that I addressed is, "how much information is in an evolving system and how do we quantify it?"

While a few examples of the governing hypothesis are given, I believe the conclusion is general. From the quantum level to the galactic level, from one nat to avogadro's number of nats, or from a q-bit to many degrees of freedom, the amount of information (in natural units) needed to describe a system (or stored within that system) is equal to the action of that system divided by the $\hbar/2$.

It is not yet clear how the different forms of information (mass energy times time, thermal energy times time, momentum times distance, or thermal time times heat) relate to each other, however what is clear is that the universal stick to

measure the amount of information in a system is the quantum unit of action.

One conclusion a person can draw is that a system with finite number of degrees of freedom can be completely stored in a finite digital form. Precision to the infinite decimal point is neither required nor possible.

A second conclusion (which stems from the first conclusion) is that space is quantized. Planck showed energy is quantized (10), Quantum Mechanics showed "action" is quantized and from the analysis here a finite system is described by a finite amount of information; there is just not enough information in nature (or too much noise) to localize a particle to continuous value that is not part of a finite set of values.

One final conclusion I can see is that given this new perspective it makes sense to revisit former discussions on quantum mechanics, even the hidden variables (30-32).

Acknowledgements:

JLH would like to thank his family for their love, Professor Hawking for his reminder to always move "forward", and the Lord for the opportunity to contribute.

Reference:

- 1) J. Gantz & D. Reinsel, "The Digital Universe in 2020" IDC, Framingham, MA, 2012
- 2) J. Manyika, et al, "Big data: The next frontier for innovation, competition, and productivity" McKinsey Global Institute, San Francisco, CA, 2011
- 3) L. Brillouin, Science and Information Theory, 2nd edition, Academic Press Inc., 1962
- 4) B. Roy Frieden, Science from Fisher Information: A Unification, Cambridge University Press, 2004

- 5) C. Shannon & W. Weaver, The Mathematical Theory of Communication. Univ of Illinois Press, 1949
- 6) M. Volkenstein, Entropy and Information, Birkhauser, Berlin 2009
- 7) Reif, Fundamentals of Statistical and Thermal Physics, McGraw Hill, Boston, MA 1965
- 8) T. Cover & J. Thomas, Elements of Information Theory, John Wiley & Sons Inc., New York, NY, 1991
- 9) J. Haller Jr., "Dark Particles Answer Dark Energy," *Journal of Modern Physics*, Vol. 4 No. 7A1, 2013, p. 85-95 doi: 10.4236/jmp.2013.47A1010
- 10) R. Feynman, Lectures on Physics, Addison-Wesley Publishing, Reading, 1965
- 11) H. Nyquist, "Certain factors affecting Telegraph speed," *Bell Systems Tech. J.*, 1924, 3, pp. 324.
- 12) R. V. L. Hartley, "Transmission of Information," *Bell Systems Tech. J.*, 1928, 7, pp. 535.
- 13) D. Gabor, "Theory of Communication," *J. Inst. Elec. Engrs.*, 1946, **93**, III p.429
- 14) D. Slepian and H. O. Pollak, "Prolate spheroidal wave functions, Fourier analysis and uncertainty: Part I" *Bell Sys. Tech. Journal*, 40: 43-64, 1961
- 15) H. J. Landau and H. O. Pollak, "Prolate spheroidal wave functions, Fourier analysis and uncertainty: Part II" *Bell Sys. Tech. Journal*, 40: 65-84, 1961
- 16) H. J. Landau and H. O. Pollak, "Prolate spheroidal wave functions, Fourier analysis and uncertainty: Part III" *Bell Sys. Tech. Journal*, 41: 1295-1336, 1962
- 17) S. Hawking & J. Haller Jr., Private communication, Stanford, CA April 23, 1998
- 18) A. Einstein, The Meaning of Relativity, Princeton University Press, Princeton NJ, 1953
- 19) R. Shankar, Principles of Quantum Mechanics 2nd ed., Plenum Press, New York, NY 1994
- 20) J. Haller Jr., "Particle Actions" Department of Electrical Engineering Thesis, Stanford University, Stanford, CA, 2005
- 21) Chandrasakhar, *Reviews of Modern Physics*, Vol. 15, 1943.
- 22) J. Haller Jr., "Entropy Rate of Thermal Diffusion," *Journal of Modern Physics* – accepted for publication
- 23) R Kubo, "The fluctuation-dissipation theorem," *Rep. Prog. Phys.* 1966, 29 255
- 24) E. Nelson, "Derivation of the Schrödinger Equation from Newtonian Mechanics," *Phys. Rev.*, 1966, Vol. 150 No. 4 pp. 1079
- 25) J. Haller Jr., "Information Mechanics," arXiv:physics/0106081v4
- 26) William C. Elmore & Mark A. Heald, Physics of Waves, McGraw-Hill, Inc. 1969, pp.351-367
- 27) Ronald N. Bracewell, The Fourier Transform and Its Applications 2nd ed., McGraw-Hill Inc., New York, NY, 1986
- 28) Hirshman, I. I., "A Note on Entropy," *American J. of Mathematics*, January 1957, 79, No1, p. 152
- 29) P. A. M. Dirac, The Principles of Quantum Mechanics, 4th Edition, Oxford University Press, Oxford, 1958, p. 262.
- 30) J. S. Bell, "On the Einstein Podolsky Rosen Paradox," *Physics*, 1964, 1, 195
- 31) N. Bohr, "Can quantum-mechanical description of physical reality be considered complete?" *Phys. Rev.*, 1935, 48, 696
- 32) A. Einstein, B. Podolsky, and N. Rosen, "Can quantum-mechanical description of physical reality be considered complete?" *Phys. Rev.*, 1935, 47 777

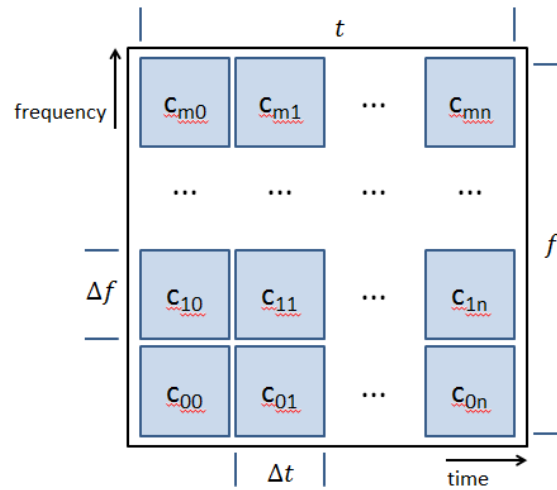


Figure 1 – Time frequency plane quantized to individual degrees of freedom, each containing one natural unit of information

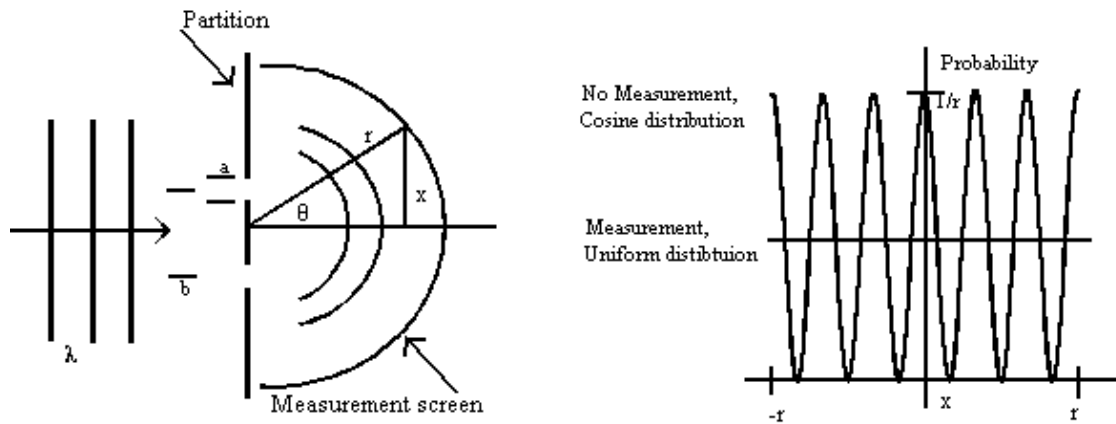
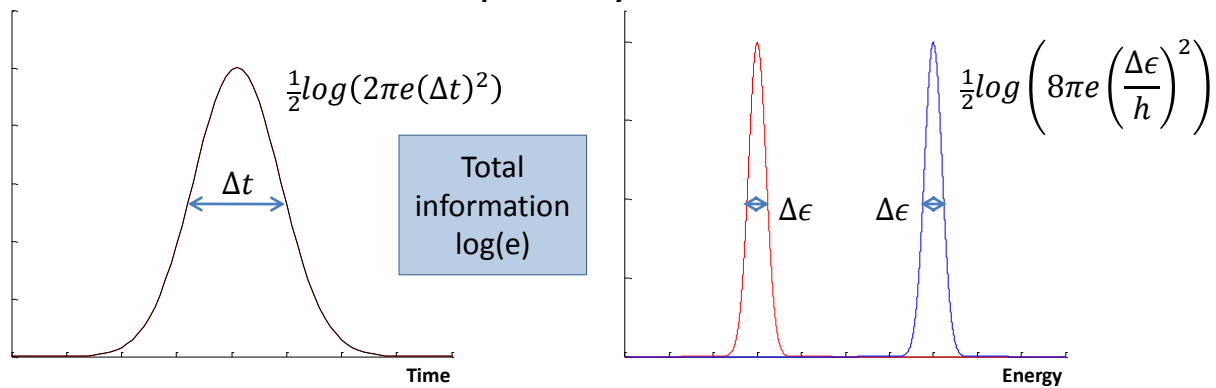


Figure 2- experimental setup for two slit experiment and probability distributions on measurement screen depending on if a measurement occurred at the slits.

Eigen value larger than width: No interference between positive and negative wave functions – probability distributions add



Step size smaller than width: Interference between positive and negative wave functions – probability amplitudes add

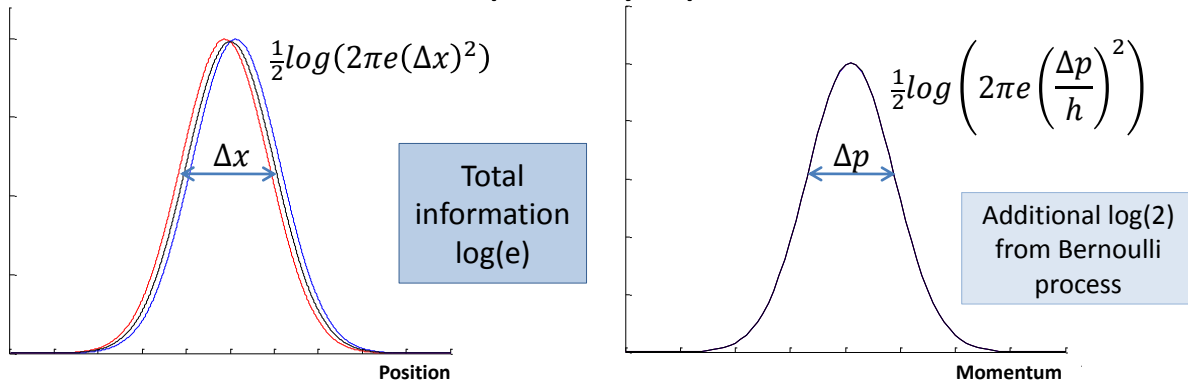


Figure 3 – In the one extreme where the positive and negative wave function don't overlap Hirshman's sum becomes $\log(e)$. In the other extreme where the positive and negative wave functions almost completely overlap, Hirshman's sum is $\log(e/2)$ as he calculated, however an additional $\log(2)$ comes from the Bernoulli process which generates the two alternative wave functions for a total information content of $\log(e)$.

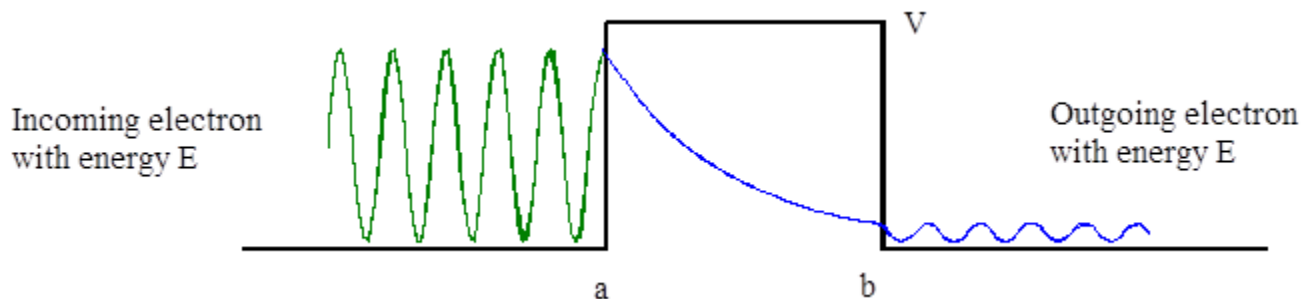


Figure 4 – Diagram of electron tunneling through a classically forbidden barrier