

Causal explanation for observed superluminal behavior of microwave propagation in free space

W. A. Rodrigues, Jr.^(1,2), D. S. Thober⁽¹⁾, A. L. Xavier, Jr.^(1,*)

(1)Center for Research and Technology, CPTec-UNISAL,
Av. A. Garret, 267, 13087-290 Campinas, SP Brazil

(2)Institute of Mathematics, Statistics and Scientific Computation, IMECC-UNICAMP
CP 6065, 13083-970, Campinas, SP Brazil

In this paper we present a theoretical analysis of an experiment by Mugnai and collaborators where superluminal behavior was observed in the propagation of microwaves. We suggest that what was observed can be well approximated by the motion of a superluminal X wave. Furthermore the experimental results are also explained by the so called scissor effect which occurs with the convergence of pairs of signals coming from opposite points of an annular region of the mirror and forming an interference peak on the intersection axis traveling at superluminal speed. We clarify some misunderstandings concerning this kind of electromagnetic wave propagation in vacuum.

(*)Corresponding author: xavier@cptec.br

PACS:42.25.Bs

In this note we make some comments on a recent letter by Mugnai, Ranfagni and Ruggieri [1] claiming the observation of superluminal behavior in microwave propagation for long distances in air. Our comments are of theoretical nature and about possible explanations for the measured effect.

From the theoretical point of view, we start by analyzing the following statement quoted in [1] and attributed to [2]: “Yet, there is no formal proof, based on Maxwell equations ME that no electromagnetic wave packet can travel faster than the speed of light.” First of all we note that every physical wave (satisfying ME) produced by a physical device (antenna) must necessarily have a beginning and (possibly) an end in time. If this is the case, we say that the electromagnetic field configuration produced when *ready* has compact support in the time domain. Such a configuration is called electromagnetic pulse. Observe also that if the pulse generated by the device does not spread with an infinity speed, then when it is ready, let us say at $t = 0$ it must occupy a finite region in space. In an appropriate reference frame, we can then write that at $t = 0$, the signal has support

only for $|\vec{x}| \leq R$, where R is the maximum linear dimension involved. ME are a hyperbolic system of partial differential equations [3]. Moreover, each one of the components of the free electromagnetic field solves a homogeneous wave equation (HWE). It is then possible to prove under very general conditions (strictly hyperbolic Cauchy problem) that, if an electromagnetic pulse has field components and first time derivatives with compact support in space at $t = 0$, then the time evolution of such field components must be *null* [4] for $|\vec{x}| \geq R + ct$. As usual c is the parameter that appears in the HWE satisfied by any of the components of the electromagnetic field. This result can be called finite propagation speed theorem $FSPT$. We emphasize here that the $FSPT$ implies that the front of the pulse travels with *maximum* speed c (in some cases we can prove that it indeed travels with speed c) but it does not fix any *minimum* speed for the lateral boundary of the signal spread. This is a very important result since it enables the project of antennas for sending well focused waves. However, it is important to stress that perfect

focusing is impossible for any finite energy solution of *ME* [5]. Note also, that it is not possible to prove an analogous of the *FSPT* for waves that do not have compact support in the space domain (or in time domain).

When *ME* are applied to the description of wave motion in dispersive media with losses or gains and under special conditions, the propagation of wave packets may exhibit superluminal (or even negative) groups velocities. However, Sommerfeld and Brillouin, showed long ago (see [6]) that electromagnetic pulses travel with front velocity c even in dispersive media. In fact they concluded that the concept of group velocity can not be applied to superluminal wave motion and this statement has been repeated in many textbooks since then, as, e.g., in [7,8]. However, their conclusion is misleading since it is now well known that superluminal groups velocities can be observed (see, e.g.[9-11]). Even negative group velocities have been observed [12,13]. The explanation for some of these superluminal (or negative) group velocities observed in dispersive media and also in microwave tunneling is found in the *reshaping phenomenon* [14-16]. However there are some claims that this is not the case [17]. The basic argument in favor of *genuine* superluminality, [17], is that a real wave packet must have compact support in the frequency domain because: “...signals with an infinite spectrum are impossible, since Planck has shown in 1900 that the minimum energy of a frequency component is $\hbar\omega$.” Lack of space prevent us from discussing this argument here. Instead we recall that Fourier theory implies that a signal with compact support in the frequency domain is unlimited in the time domain, i.e., has no fronts so that it is impossible to define a front velocity for it and only the group velocity has physical meaning. Following this reasoning, we cannot endorse the point of view of [17] which seems also the one adopted in [1], simply because it implies the existence of wave packets in the time range $-\infty < t < \infty$, i.e., even before the antenna was turned on. The concepts

presented above, although of fundamental character, are not well known as they should be.

We now state a result that at first sight seems to contradict what has been said above, that is: *ME* (and also all the other linear relativistic wave equations) possess arbitrary speed solutions ($0 \leq v < \infty$) that are undistorted progressive waves (*UPWs*) even in free space (for a review, see [16] and also [18-19]). These *UPWs* solutions, like plane wave solutions of *ME*, have infinite energy, and classical electromagnetic theory implies that they are only convenient approximations to what can be really built in the physical world. There exists therefore a *crucial* distinction between solutions of *ME* and physical realizable solutions of that equations. Once an exact *UPW* solution is known, it is possible to launch pulses that are finite aperture approximations (*FAA*) to that *UPW*, i.e., pulses obtained through the well known Rayleigh-Sommerfeld approximation [20]. As already stated, there are subluminal, luminal and superluminal *UPWs*. A *FAA* to a subluminal (*superluminal*) *UPW* pulse is theoretically shown to have a peak travelling at subluminal (*superluminal*) group velocity. This phenomenon was predicted and observed for the first time in experiments with acoustic waves, where sub and superluminal means $v < c_s$ or $v > c_s$ respectively (c_s the sound speed appearing in the corresponding *HWE*). In [18] it was predicted that the phenomenon could be observed for electromagnetic superluminal *X* waves (*SEXWs*). In fact Saari and Reivelt produced a *FAA* to a *SEXW* pulse in the optical range [21].

For clarity we emphasize that all of the theoretical (analytical and numerical simulations) studies of real cases of *FAA* to exact superluminal *UPWs* have shown that the peak indeed travels at $v \geq c$ in some particular circumstances (c is the medium characteristic velocity). The initial front of the pulse (which travels at c) is reached by the peak after some propagation time when the pulse loses its lateral

confinement and starts to behave like an ordinary spherical wave.

After these long but necessary preliminaries, we can now present specific criticisms to the contents of [1]. Recall that we can generate solutions of *ME* with the Hertz potential method [7,16]. The Hertz potential for a free *ME* solves a *HWE*. If we take the form used in [18], e.g., a magnetic Hertz potential $\Pi_m = \Phi \hat{z}$ in a fixed direction, say the z -direction taken as the propagation direction, then Φ satisfies a *HWE*. A simple solution of that equation in cylindrical coordinates (ρ, φ, z) is

$$\Phi(t, \rho, z) = J_0(\Omega \rho) \exp[-i(\omega t - k_z z)] \quad (1)$$

$$\Omega^2 = (\omega/c)^2 - k_z^2. \quad (2)$$

In Eq.(1) J_0 is the zeroth order Bessel function and Ω is a separation constant (see, e.g., [18] for details). The second equation above establishes the dispersion relation. However, in this case the electric component of the Maxwell field cannot have the same form as the Hertz potential in Eq.(1). As can be easily verified by direct computation, an electric Hertz potential, $\Pi_e = \Phi \hat{z}$ (see [7]) with Φ as in Eq.(1) naturally generates a *longitudinal* electric field composed of three terms, one of which with a J_0 dependence, but that is not definitively the case of the experiment in [1] that reports a horn antenna emitting a TE wave. More importantly, the Hertz potential in (1) and its associated electromagnetic fields are *not* superluminal. Only the phase velocity is superluminal, the group velocity remains subluminal. This interpretation, as showed in [18] is indeed correct, since it is possible to find a Lorentz reference frame where the solution represents a standing wave. Also, for the acoustical case, as reported in [18], a Bessel beam, i.e., a *FAA* to the wave packet of the form

$$\Phi_B = J_0(\Omega \rho) F^{-1}[T(\omega)] \exp(ik_z z) \quad (3)$$

where $T(\omega)$ is an appropriate transfer function and F^{-1} is the inverse Fourier transform, is such that its peak was reported to travel at

subluminal speed (i.e., with $v < c_s$). So, no *FAA* to an electromagnetic Bessel beam of the form of Eq.(3) can show any superluminality. If we accept the data in [1] as correct, we must conclude that no *FAA* to an electromagnetic Bessel beam was observed.

But what kind of wave could produce the superluminal effect described in [1]? A proposed answer is a particular kind of *SEXW* (superluminal electromagnetic *X*-wave) pulse. *X* like pulses were firstly reported by Lu and Greenleaf in the acoustical case [22,23]. Their speeds have been measured in an experiment reported in [18], where also the mathematical theory of *SEXWs* and computer simulations for their behavior were presented. A straightforward solution can be generated through the following magnetic Hertz potential $\Pi_m = \Phi \hat{z}$ [18] (after writing $\Omega = k \sin \theta$ and $k_z = k \cos \theta$, such that $\omega/c = k$)

$$\Phi_X(t, \rho, z) = \int_0^\infty dk B(k) J_0(k \rho \sin \theta) e^{-ik(z \cos \theta - ct)}, \quad (4)$$

where $B(k)$ is a frequency distribution function. Theoretically, these waves are *UPWs* and move with superluminal speed $v = c / \cos \theta$.

Now, a pulse, i.e., a wave packet with compact support in the time domain (which is exactly what the authors of [1] used in their experiment) satisfying the boundary conditions at $z = 0$,

$$\Phi_X(t, \rho, z) = e^{-i\omega_0 t} [\Theta(t) - \Theta(t - T)],$$

$$\left. \frac{\partial \Phi_X(t, \rho, z)}{\partial z} \right|_{z=0} = 0, \quad (5)$$

(where $\Theta(t)$ is the Heaviside function) is such that its front propagates with the speed c , while the peak propagates with *superluminal* speed $v = c / \cos \theta$. Of course, the phenomenon cannot last for ever and disappears when the peak catches the front traveling at the speed of light.

These statements can be proved using methods analogous to the ones employed by Brillouin and Sommerfeld [6] and we have corroborated

their validity with complete computer simulations which will be reported elsewhere. In order to give a quantitative description of the experiment in [1], a simulation under the correct experimental conditions is necessary, which means to reproduce a *FAA* to the pulse generated by the horn antenna and reflected by the spherical mirror (see Figure 1 in [1]). The first simulation we present are based on a purely geometrical description of the rays in the apparatus and reproduce expected values in [1] of superluminal velocities. This geometrical simulation naturally includes the spherical aberration of the mirror. Mugnai, Ranfagni and Ruggieri “signal velocity” for each point along the symmetry z -axis is determined as follows: consider the annular source located on the mirror focal plane projecting rays onto the mirror.

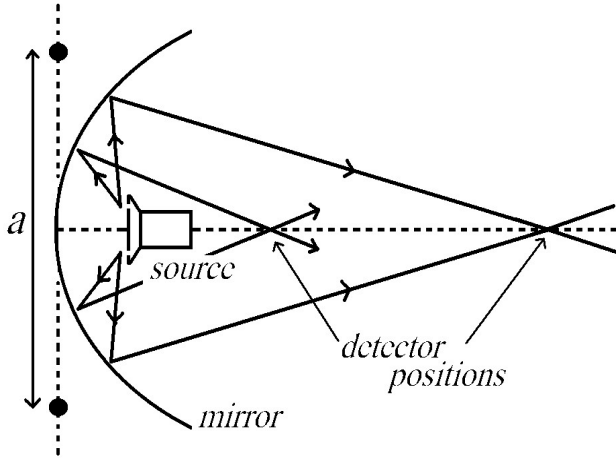


Figure 1: Schematic representation of the launcher (horn antenna) and mirror. The two point source model for the scissor effect is seen on the left separated by distance a .

In Figure 1 the annular source is represented by two point sources, the annular slit as seen edged-on. Reflected rays cross the z -axis at different points depending on the aperture angle of the source rays (axicon angle). Each ray takes a specific time to travel from the reflection point on the mirror surface to the crossing point on the z -axis. Detectors are placed at different positions (distant L from each other) on the z -axis (not between mirror and source) and we

simply calculate the time difference T between the rays reaching these different detectors. The signal velocity is then given by the derivative of the curve $L-T$. The axicon angle obtained by adjusting the diameter of the circular slit changes the pattern of time distribution along the z -axis, the larger the angle the more pronounced the superluminal effect.

Our first simulation shown in Figure 2 for axicon angles $\theta = 16^\circ$ and $\theta = 23^\circ$ gives an increase of about 4% and 8% for the signal velocity, respectively. These numbers are in good agreement with the theoretical expectations described in [1].

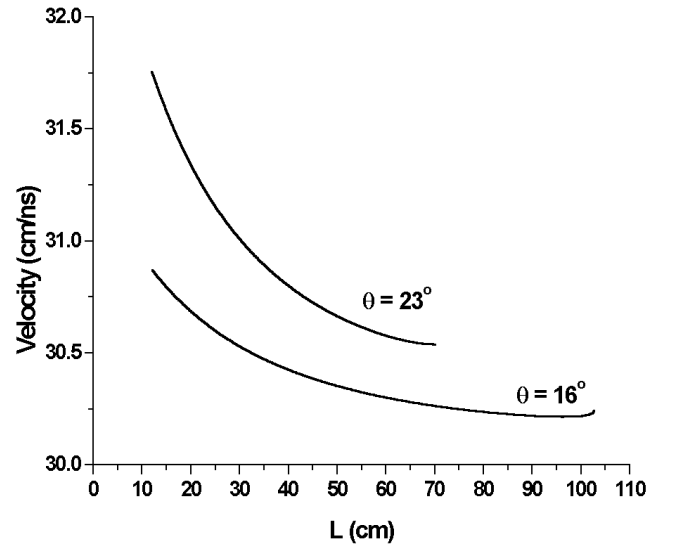


Figure 2: Signal velocity as a function of the distance from mirror (z -axis) under the geometrical model for the two axicon angles of [1].

However the experimental results in [1] exceeds such numbers mainly for $\theta = 23^\circ$ and we do agree that diffraction effects could be responsible for the observed velocity in this case. Our belief is supported by more accurate simulations (based on finite difference method) of wave propagation including diffraction of rays due to source shadowing. However, we can make another approximate model that fits the measured effect for $\theta = 23^\circ$. Recall that a X -wave can be approximately expanded as an integral over the polar angle φ (in the $z = 0$ plane) of plane wave pairs [21] emitted from points of a circle in the plane with angles φ and

$\pi - \varphi$ and traveling at speed c . The effect observed in [1] shows a varying propagation speed $v(z)$ of the peak that cannot be explained solely by a single X wave (whose superluminal speed is *constant*). If we admit however a sequence of spherical wave points emanating from simultaneous sources (an annular region) on the mirror and interfering on the z -axis, the dependence of v on z can be quantitatively explained. This is indeed the base of the so called *scissor effect*. For simplicity we admit a “virtual” annular source with diameter a placed somewhere on a plane behind (or in front of) the mirror. If t is the time counted since the production of the spherical pulse, then the scissor speed on the z -axis is given by

$$v(t) = \frac{ct}{\sqrt{t^2 - a^2/4c^2}}, \quad (6)$$

and therefore the distance covered by the main scissor peak along z -axis until time t is

$$L(t_z, t_1) = \int_{t_1}^{t_z} v(t) dt \quad (7)$$

where $t_1 \geq a/2c$ is some reference time. We can therefore fit a curve to the experimental results in [1] based on 3 parameters: An offset in z , an offset in time and the distance between the sources, a . Another parameter would be the position along z of the virtual source, but for simplicity, we choose this position at $z = 0$. Since the interference peak is on the z -axis, it is only locally similar to a X -wave. There is no simple relation between the axicon angle of the local X pulse - which changes along z - and the axicon angle used in [1] on the assumption that it was indeed a Bessel pulse (as imagined by the authors of [1]). A larger circular slit radius (for the real source on the mirror focal plane) simply implies a larger separation of the virtual sources in our model used to fit the experimental results. Numerical simulations are shown in Figure 3 and are reasonably well in agreement with the data in [1].

We conclude the paper stressing that the experiment in [1] shows explicitly that a kind of generalized *reshaping phenomenon* occurs

under appropriate conditions even for pulses propagating in free space (in the case of [1] we recall that air, the medium where the propagation occurs, is transparent to microwaves). There is no question of principle involved in the experiment. The approximated *SEXWs* produced by the experiment are of compact support in the time domain and their fronts propagate always with the speed c . Only the peak of these pulses travels at superluminal speed being detected instead of the fronts due to the limited detection threshold. The peak however does not causally connect source to detector, leaving relativity theory intact. Also, the phenomenon of superluminal motion cannot last indefinitely. In fact it lasts until the peak catches the front, defining the maximum distance (called field depth of order $(a/2) \cot \theta$, see [18]) for which a *SEXW* wave is reasonably focused. A simple explanation for the superluminal motion reported in [1] is given by the interference of spherical wave fronts on the symmetry axis. The interference pattern builds the superluminal peak and constitutes the well known scissor effect.

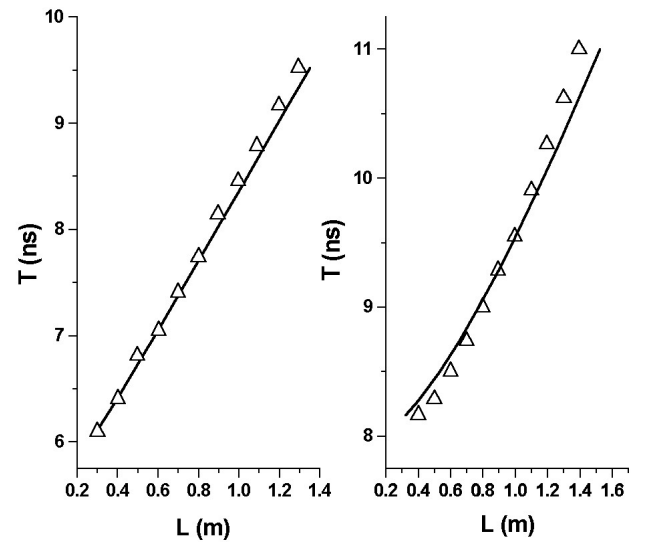


Figure 3: Fit of the delay time measurements as a function of distance L along the z -axis using the scissor effect model. $a = 10$ cm. Triangles represent measured data. Left: $\theta = 16^\circ$, Right: $\theta = 23^\circ$.

Acknowledgements

One of the authors (ALXJr) would like to thank financial support by FAPESP (Fundação de Amparo à Pesquisa do Estado de São Paulo) under contract number 00/03168-0.

[23] J. Y. Lu and J. L. Greenleaf, IEEE Transact. Ultrason. Ferroelec. Freq. Cont. **39**, 441 (1992).

References

- [1] D. Mugnai, A. Ranfagni and R. Ruggieri, Phys. Rev. Lett. **84**, 4830 (2000).
- [2] S. Bosanac, Phys. Rev. A **28**, 577 (1983).
- [3] R. Courant and D. Hilbert, *Methods of Mathematical Physics*, vol. 1 (J. Wiley and Sons, New York, 1996).
- [4] M. E. Taylor, *Pseudo Differential Operators* (Princeton Univ. Press, Princeton, 1981).
- [5] T. T. Wu and H. Lehmann, J. Appl. Phys. **58**, 2064 (1985).
- [6] L. Brillouin, *Wave Propagation and Group Velocity* (Academic Press, New York, 1960).
- [7] J. A. Stratton, *Electromagnetic Theory* (McGraw-Hill, New York, 1941).
- [8] J. D. Jackson, *Classical Electrodynamics*, third edition (J. Wiley and Sons, New York, 1999).
- [9] A. Enders and G. Nimtz, Phys. Rev. B **47**, 9605 (1993).
- [10] A. M. Steinberg and R. Y. Chiao, Phys. Rev. A **49**, 2071 (1994).
- [11] A. M. Steinberg, P. G. Kwiat and R. Y. Chiao, Phys. Rev. Lett. **71**, 708 (1993).
- [12] E. L. Bolda, J. C. Garrison and R. Y. Chiao, Phys. Rev. A **49**, 3938 (1994).
- [13] L. J. Wang, A. Kumzmich and A. Dogariu, Nature **406**, 277 (2000).
- [14] C. G. B. Garret and D. E. McCumber, Phys. Rev. A **1**, 305 (1970).
- [15] T. Emig, Phys. Rev. E **54**, 5780 (1996).
- [16] J. E. Maiorino and W. A. Rodrigues, Jr., *What is Superluminal Wave Motion?*, electronic book (at <http://www.cptec.br>, Sci. and Tech. Mag. **4**, 1999).
- [17] G. Nimtz, Europhys. J. B **7**, 523 (1999).
- [18] W. A. Rodrigues, Jr. and J. Y. Lu, Found. Phys. **27**, 435 (1997).
- [19] E. C. de Oliveira and W. A. Rodrigues, Jr., Ann. Phys. (Berlin) **7**, 654 (1998).
- [20] P. M. Morse and H. Feshback, *Methods of Theoretical Physics*, Part 1 (McGraw-Hill, New York, 1953).
- [21] P. Saari and K. Reivelt, Phys. Rev. Lett. **79**, 4135 (1997).
- [22] J. Y. Lu and J. L. Greenleaf, IEEE Transact. Ultrason. Ferroelec. Freq. Cont. **39**, 19 (1992).