

Second law versus variation principles

W.D. Bauer, email: WDBAUER@vossnet.de

PACS codes: 5.70.Fh , 5.70.Jk, 61.255 Hq, 64.60 Fr, 64.60. -i, 64.75. +g,

keywords: polymer solution, phase transition, electric field, second law

Abstract:

Pontrjagin's extremum principle of control theory is applied to mechanics and transferred to equilibrium thermodynamics in order to test it as an ansatz. This approach allows to derive the grand partition function as result of a variation problem with the Hamilton energy. Furthermore, the maximum entropy principle can be derived and -last not least - the second law in a modified form. Contrary to Clausius's version of second law, the derivation can predict second law violations if potential fields are included into consideration. This conclusion is supported indirectly by experimental data from literature. The range of gain efficiency of a cylindric capacitance with a polymer solution as dielectrics has been estimated to about some ‰ per cycle under optimal conditions.

1. Introduction

The big success of the second law in thermodynamics relies on the fact that it predicts the direction of the known irreversible processes correctly. The inherent problem with it is that it is based on experience. Therefore, due to the axiomatic character of second law the question arises incidentally, whether the second law is an overgeneralisation.

On the other hand unconsciously and without any notice, other basic concepts are used sometimes in order to explain the direction of irreversibilities in thermodynamics. This can be the case if a chemist speaks about that his reaction is "driven by enthalpy".

Landau and Lifshitz [1] obtain the direction of electro-thermodynamic irreversibilities by the

application of variational principles on potentials. Because variational principles are included in the mathematics of a physical problem, the question arises, whether the second law as additional physical principle becomes obsolete if this purely mathematic aspect is included completely into consideration .

This article checks the consistence and equivalence of the second law against other approaches using the variational principles applied to potentials.

We will present a field-dependent derivation of equilibrium thermodynamics from classical mechanics of a many particle system. Many elements and steps of this derivation are well known [2][3]. The new point is that we use the information about the Hamiltonian from the extremum principle of Pontrjagin[4] gained from classical mechanics and transfer it as an the ansatz to thermodynamics. The ansatz is in effect the extremum principle of the potentials. Therefrom, the grand partition function extended for potential fields, the maximum entropy principle and a modified second law is derived.

2. The derivation of the thermodynamic formalism including potential fields

The total inner energy H^* of a thermodynamic system including a potential field U is

$$\begin{aligned} H^* &= H(S(\vec{r}), \vec{r}, n_i(\vec{r})) + U(S(\vec{r}), \vec{r}, n_i(\vec{r})) \\ &= H(S(\vec{r}), \vec{r}, n_i(\vec{r})) + \sum_i \int U_i(S(\vec{r}), \vec{r}, n_i(\vec{r})) dn_i(\vec{r}) \end{aligned} \quad (1)$$

where H is the inner energy of the fluid without outer influence of the field. S is the entropy , n_i is the mole number of each particle, U_i is the partial potential energy of a species i and \vec{r} is the space coordinate. Therefrom, we take the total differential

$$\begin{aligned}
dH^*(S(\vec{r}), \vec{r}, n_i(\vec{r})) = & \left(\frac{\partial H}{\partial S} + \sum_i \int \frac{\partial U_i}{\partial S} dn_i \right) dS \\
& + \left(\frac{1}{A} \frac{\partial H}{\partial \vec{r}} + \frac{1}{A} \sum_i \int \frac{\partial U_i}{\partial \vec{r}} dn_i \right) A d\vec{r} \\
& + \sum_i \left(\frac{\partial H}{\partial n_i} + \frac{\partial U}{\partial n_i} \right) dn_i
\end{aligned} \tag{2}$$

We can identify now

$$\begin{aligned}
T &:= \frac{\partial H}{\partial S} + \sum_i \int \frac{\partial U_i}{\partial S} dn_i \\
P^* &:= \frac{1}{A} \frac{\partial H}{\partial r} + \frac{1}{A} \sum_i \int \frac{\partial U_i}{\partial r} dn_i \\
&:= -P + \sum_i \int \frac{\partial U_i}{\partial r} \rho_i(r) dr \\
\mu_i^* &:= \frac{\partial H}{\partial n_i} + \frac{\partial U}{\partial n_i} := \mu_i + U_i
\end{aligned} \tag{3}$$

The definitions are: T :=temperature, μ_i^* :=the global chemical potential of a substance (acc. to a definition of van der Waals and Kohnstam[5]), P^* :=global pressure, μ_i :=chemical potential of a substance, P := empirical barometric or hydrostatic pressure ,
 $\rho_i := \partial n_i / A \partial r$:=density of a species of particles and A :=unit area .

The phase equilibrium in a potential field can be found if the variation of inner energy H^*

$$\begin{aligned}
dH^* &= T^g dS^g + T^{li} dS^{li} - P^{g*} dV^g - P^{li*} dV^{li} + \sum_i (\mu_i^{g*} dn_i^g + \mu_i^{li*} dn_i^{li}) \\
&= (T^g - T^{li}) dS - (P^{g*} - P^{li*}) dV + \sum_i (\mu_i^{g*} - \mu_i^{li*}) dn_i = 0
\end{aligned} \tag{4}$$

is minimized to zero in the equilibrium. The second line of the last equation stems from the constraints $dS := dS^{li} = -dS^g$, $dV := A dr := dV^{li} = -dV^g$, $dn_i := dn_i^{li} = -dn_i^g$ describing the interchange or exchange of entropy, volume and particles between the different phases in adjacent space cells. Therefore, we get with the extended formalism the equilibrium conditions

$$\begin{aligned}
T^g &= T^{li} \\
P^{g*} &= P^{li*} \\
\mu_i^{g*} &= \mu_i^{li*}
\end{aligned} \tag{5}$$

Trivially, these equations hold as well in the same phase between adjacent space cells at r_k and r_{k+1} . Therefore, the equilibrium conditions above can be rewritten as well in the form

$$\begin{aligned}
\frac{T(r_1) - T(r_2)}{r_1 - r_2} &= \frac{\partial T}{\partial \vec{r}} = 0 \\
\frac{P^*(r_1) - P^*(r_2)}{r_1 - r_2} &= \frac{\partial P^*}{\partial \vec{r}} = 0 \\
\frac{\mu_i^*(r_1) - \mu_i^*(r_2)}{r_1 - r_2} &= \frac{\partial \mu_i^*}{\partial \vec{r}} = 0
\end{aligned} \tag{6}$$

The phase equilibrium can be interpreted as well as the trivial case result of an optimization acc. to Pontragin's control theory where the total Hamilton energy $H^*(\mathbf{u}(\vec{r}))$ is varied using a control variable \mathbf{u} which is identified as $\mathbf{u} := (S(\vec{r}), \vec{v}, n_i(\vec{r}))$ with $\vec{v} := A d\vec{r}$. We have to solve

$$\frac{1}{\Delta R_j} \int_0^{\Delta R_j} H^*(\mathbf{u}) dr_j \rightarrow \text{extremum} \quad \text{or} \quad \int_0^{\Delta R_j} \delta H^*(\mathbf{u}) dr_j = 0 \tag{7}$$

The problem can be interpreted as well as a trivial case of a Lagrange variational problem, because H^* does not depend explicitly from other variables than \mathbf{u} and \mathbf{u} itself is identified with the "velocity coordinate" of the problem as well, comp. analogous problems in more detail in section 3. Under these very special conditions the Lagrange functional is either stationary either it has an constant optimum value. Therefore, the solution of this problem are the Euler-Lagrange equations

$$\frac{d}{d\vec{r}} \frac{\partial H^*}{\partial S} = 0 ; \quad \frac{d}{d\vec{r}} \frac{\partial H^*}{\partial V} = 0 ; \quad \frac{d}{d\vec{r}} \frac{\partial H^*}{\partial n_i} = 0 \quad (8)$$

which we identify as the conditions of equilibrium eq.(6) if we remember the Maxwell equations eq.(3).

It should be noted that the most of the field extended equations of this section are not principally new and can be found in a modified representation in a textbook of Keller [6].

Example:

A real gaseous mixture near the critical point is rotated at constant velocity in a centrifuge. Due to the centrifugal field, forces appear in the solution which lead to space-dependent profiles of pressure, density and mass. We present here a general method how to solve this problem numerically.

For the empirical pressure of the fluid at a point \vec{r} we use an equation of state which we note here generally by

$$P = P(v, x_i, T) \quad (9)$$

where v is the spec. volume and x_i molar ratio. This equation of state (EOS) holds locally at every point in the centrifugal field. The mixture rule in the centrifugal field $g(r) = \omega^2 r$ is linear, therefore the potential U is

$$U = \int \sum_i n_i M_i g(r) dr \quad (10)$$

The total inner energy is

$$H^* = H + U \quad (11)$$

Therefore, the full thermodynamic state of the fluid in every space cell can be characterized by

$$\frac{dH}{d\vec{X}} = \begin{pmatrix} P(\vec{X}) \\ \mu_i(\vec{X}) \end{pmatrix} \quad i=1, 2 \dots n-1 \quad (12)$$

where $\vec{X} = (v, x_i)$ and $T = \text{constant}$ during the calculation and is skipped in the following.

The chemical potentials are

$$\mu_i = \mu_i^0(p^+, T) + RT \ln(f_i/p^+) \quad (13)$$

where μ_i^0 are the standard potentials with p^+ as the reference pressure. f_i is the fugacity calculated acc. to $f_i = x_i P \varphi_i$ using a known formula of the fugacity coefficient φ_i [7]

$$\ln \varphi_i = Z_M - 1 - \ln Z_M + \frac{1}{RT} \int_v \left(P - \frac{RT}{v} \right) dv - \frac{1}{RT} \int_v \sum_{k=1, k \neq i}^n \left(\frac{dP}{dx_k} \right)_{T, v, x_i \neq k} x_k dv \quad (14)$$

Z_M is defined as $Z_M = Pv/(RT)$.

For numerical calculation the space of the volume is divided in many infinitesimal small adjacent compartments. If the complete local thermodynamic state (meaning spec. volume v , composition x_i , the empirical pressure P and potential U) is known in one (reference) compartment k of a vessel in a field it can be concluded on pressure and chemical potential in the adjacent compartment $k+1$ due to the conditions of phase equilibrium. Due to the equilibrium condition (6) the pressure relation between adjacent space cells at r_k and r_{k+1} is

$$\begin{aligned}
P^* &= P(v(r_k), x_i(r_k)) - \int_{r_{ref}}^{r_k} \sum_i \rho_i M_i g(r) dr \\
&= P(v(r_{k+1}), x_i(r_{k+1})) - \int_{r_{ref}}^{r_{k+1}} \sum_i \rho_i M_i g(r) dr
\end{aligned} \tag{15}$$

The second equation (15) is in effect the generalized law of hydrostatic or barometric pressure. Analogously for the chemical potentials in adjacent space cells holds

$$\begin{aligned}
\mu_i^* &= \mu_i(v(r_k), x_i(r_k)) + \int_{r_{ref}}^{r_k} M_i g(r) dr \\
&= \mu_i(v(r_{k+1}), x_i(r_{k+1})) + \int_{r_{ref}}^{r_{k+1}} M_i g(r) dr
\end{aligned} \tag{16}$$

In order to obtain the full information of the state in the adjacent space cell $k+1$, the values of $(P, u_i)_{k+1}$ have to be calculated from the k^{th} cell acc. to equation (15) and (16).

$$\begin{pmatrix} P \\ \mu_i \end{pmatrix}_{k+1} = \begin{pmatrix} P(\vec{X}_{k+1}) \\ \mu_i(\vec{X}_{k+1}) \end{pmatrix} \quad i=1, 2 \dots n-1 \tag{17}$$

Then (17) has to be solved for \vec{X}_{k+1} . For the purposes of numerical calculation (in order to avoid inaccuracies due to the integral in the calculation of P^*), however, it is recommended to take an other equivalent representation of the thermodynamic state. Due to the phase equilibrium (eq.(6)) it holds

$$\frac{\partial}{\partial x_i} \frac{1}{\rho} \frac{\partial P}{\partial r} = M_i g(r) = \frac{\partial \mu_i}{\partial r} = \frac{\partial}{\partial x_i} \frac{\partial G}{\partial r} = \frac{\partial}{\partial x_i} \left(\frac{1}{\rho} \frac{\partial P}{\partial r} - S \frac{\partial T}{\partial r} \right) \tag{18}$$

which proves 1) $T=\text{constant}$ and 2) that the equation for P and the sum $\sum \mu_i x_i$ is linear dependent. Therefore, the equation for P in eq. (17) can be replaced by the equation for μ_n

and instead of eq. (17) the following system of equations has to be solved

$$\left(\mu_i \right)_{k+1} = \left(\mu_i \left(\vec{X}_{k+1} \right) \right) \quad i=1, 2 \dots n \quad (19)$$

If the equation of the thermodynamic state is solved for \vec{X} we have the full information about the fluid in the adjacent space compartment.

This iteration procedure is repeated over all space cells until the thermodynamic state of the whole volume in the cylinder is determined completely. Therefore, if we know the thermodynamic state in one compartment we can always conclude on the state of all other space cells.

Normally, under practical conditions no initial or reference values of the thermodynamic state is known in any compartment. However, the total mass and the total molar ratios are known.

Under these condition an additional equation describing the mass conservation helps to determine the full thermodynamic state which is shown in more detail in appendix 1.

Numerically calculated profiles of spec. volume v , molar ratio x_i and pressure P near the critical point are shown for the system Argon-Methane in fig. 1a)-c).

3. The transition from mechanics to thermodynamics -

or the statistical derivation of the thermodynamic formalism with fields

It is well known[4] that the mechanic equations of motion can be found as solutions of a Lagrange variational problem. The solution is obtained, if the functional L has an extremum, where $x(t_0)=x^0$ and $x(t_1)=x^1$ are start and end point of the path.

$$I(x) = \int_{t_1}^{t_0} L(x, \dot{x}, t) dt = \text{Extremum} \quad (20)$$

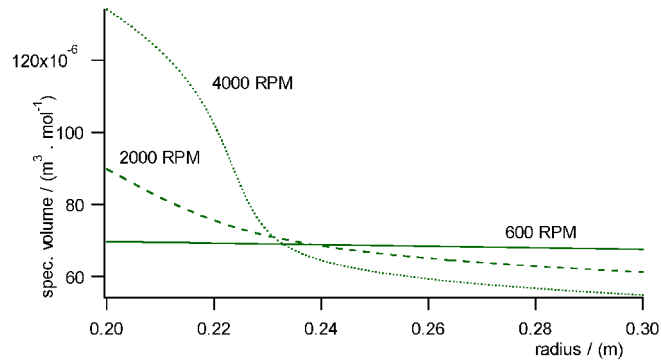


Fig.1a: Spec. volume profile in a rotating vessel versus radius r at different rotation speeds
Initial state without field: Argon - Methane 55 bar, molar ratio x_1 (Argon)= 0.56,
temperature 170 K, vessel: inner edge r_1 =20cm and outer edge r_2 =30cm

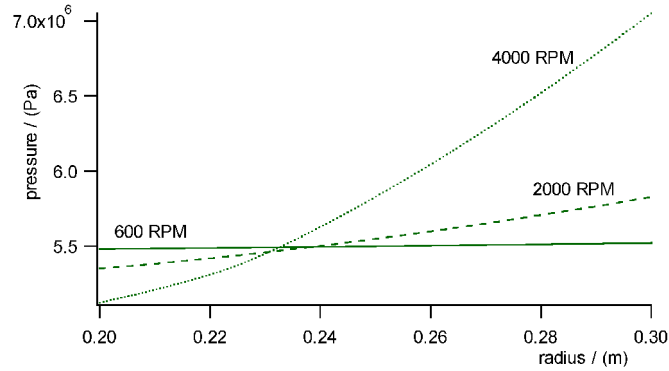


Fig.1b: Pressure profile versus radius in a rotating vessel at different rotation speeds
Initial state without field: Argon - Methane 55 bar, molar ratio x_1 (Argon)= 0.56,
temperature 170 K, vessel: inner edge r_1 =20cm and outer edge r_2 =30cm

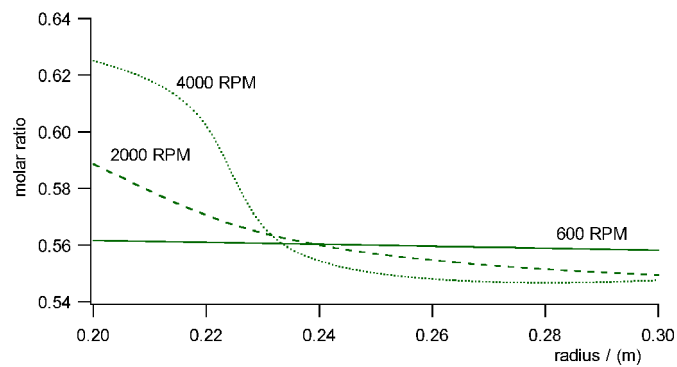


Fig.1c: Molar ratio profile x_1 versus radius at different rotation speed. in a rotating vessel
Initial state without field: Argon - Methane 55 bar, molar ratio x_1 (Argon)= 0.56,
temperature 170 K vessel: inner edge r_1 =20cm and outer edge r_2 =30cm

The variational problem of mechanics can be regarded as well as a special case of the general problem of control theory where the control variable $u(t)$ coincides with the velocity variable $\dot{x} = u(t)$. The functional of this special control theory problem is

$$J(x) = \int_{t_1}^{t_0} L(x, u, t) dt = \text{Extremum} \quad (21)$$

with $\dot{x} = u$, $x(t_0) = x^0$, and $x(t_1) = x^1$. The Hamiltonian is defined to

$$H = pu - L(x, u, t) \quad (22)$$

The adjunct system is defined to

$$\dot{p} = L_x(x, u, t) \quad (23)$$

Acc. to the Pontrjagin theorem the optimum control function $u(t)$ can be determined by looking for the extremum of the Hamiltonian, i.e.

$$H_u \equiv p - L_u(x, u, t) = 0 \quad (24)$$

If we differentiate this equation for t the solution is exactly the Euler-Lagrange equation

$$\frac{d}{dt} L_{\dot{x}} - \frac{dL}{dx} = 0 \quad (25)$$

because of $\dot{x} = u$ and $\dot{p} = L_x$ as defined above.

The Hamiltonian has here a maximum for the chosen coordinates because $H_{uu} < 0$.

Similarly, as shown by Landau and Lifshitz [1], the Lagrangian of electrostatics can be varied with respect to electric coordinates **E** or **D**. If only one Maxwell equation is given the other can be reconstructed by the variational formalism applied to any thermodynamic potential.

These results could be embedded in a more general mathematical framework [8] which derives general relativity including all sub-theories using a Lagrange energy approach developed to second order.

Therefore, because a thermodynamic system is a mechanic many particle system in a field, similar variational features of the thermodynamic Hamiltonian should be expected.

In equilibrium, due to energy conservation, the Hamiltonian is constant. Then, the mechanical time mean of the Hamiltonian is trivially identical to the Hamiltonian as well.

Acc. to the statistical approach the time mean of total energy of all particles is identical to the ensemble average. Or in mathematic language (using the definition ΔT as measuring time interval)

$$\begin{aligned}
 H_{tot} &:= \frac{1}{\Delta T} \int_0^{\Delta T} \sum_i (\varepsilon_i + U_i + \sum_{j \neq i} U_{ij}) dt \\
 &= \int \int W(\varepsilon_K, n_i(\vec{r})) \varepsilon_K d\varepsilon_K dn_i(\vec{r}) \\
 &= \int \int \int \hat{W}(\varepsilon, n_i(\vec{r}), \vec{r}) \varepsilon \rho(n_i(\vec{r}), \vec{r}) dV(\vec{r}) d\varepsilon dn_i(\vec{r})
 \end{aligned} \tag{26}$$

Here $W(\varepsilon, n_i(\vec{r}), \vec{r})$ is the probability function density of the ensemble at the point \vec{r} and $\rho(n(\vec{r}), \vec{r})$ is the total particle number density profile. The mean Hamilton energy at a point in the field is

$$\varepsilon := p^2 / (2m) + U_{int}(n_i(\vec{r}), \vec{r}) + U(n_i(\vec{r}), \vec{r}) \tag{27}$$

where ε is the mean kinetic energy of a single particle in the field, U_{int} is the mean field potential between the particles due to the real fluid behaviour and U is the energy due to the field from outside.

As shown above by control theory the mechanic Hamiltonian is an extremum. If we transfer this feature from mechanics into thermodynamic notation as an ansatz analogously, then at

every space cell the Hamilton energy density function

$$\hat{\mathcal{H}} := W\hat{H} := W\varepsilon\rho \quad (28)$$

should be stationary as well.

For the following calculation we change now to dimensionless units and define

$$\begin{aligned} \mathcal{H}' &:= \hat{\mathcal{H}}/k^+T & W' &:= (k^+T)^2/\mu^+W & V_0 &:= -k^+T/P^+ & \rho' &:= \rho V_0 \\ \varepsilon' &:= -\varepsilon/k^+T & n'_i &:= \mu^+n_i/k^+T & V' &:= V/V_0 \end{aligned} \quad (29)$$

Then, we refer to the calculation from (20) -> (25) and exchange the variables acc. to the following table below:

$$\begin{aligned} L &\rightarrow \mathcal{H}' := \rho' \varepsilon' W' := E^* W' \\ t &\rightarrow \vec{\mathbf{t}} := (\varepsilon', n'_i, V') \\ p &\rightarrow W' \\ x &\rightarrow E^* := \rho' \varepsilon' \\ u=\dot{x} &\rightarrow \vec{\mathbf{u}} := \left(\frac{\partial E^*}{\partial \varepsilon'}, \frac{\partial E^*}{\partial n'_i}, \frac{\partial E^*}{\partial V'} \right) \end{aligned} \quad (30)$$

Now the function \mathcal{H}' corresponding to L has to be optimized

$$\frac{H_{tot}}{k^+T} = \iiint W' \rho' \varepsilon' dV' d\varepsilon' dn' \rightarrow extremum \quad (31)$$

The Hamiltonians of this function are defined to

$$\begin{aligned} \mathcal{H}'(\varepsilon') &= W' \frac{\partial E^*}{\partial \varepsilon'} - W' E^* \\ \mathcal{H}'(V') &= W' \frac{\partial E^*}{\partial V'} - W' E^* \\ \mathcal{H}'(n'_i) &= W' \frac{\partial E^*}{\partial n'_i} - W' E^* \end{aligned} \quad (32)$$

The adjunct system is defined to (using the definition $\vec{1} := (1, 1, \dots, 1)$)

$$\nabla_{\vec{\varepsilon}} W' = \vec{1} \cdot \frac{\partial \mathcal{H}'}{\partial E^*} = \vec{1} \cdot W' \quad (33)$$

or explicitly written

$$\begin{aligned} \frac{\partial W'}{\partial \varepsilon'} - W' &= 0 \\ \frac{\partial W'}{\partial V'} - W' &= 0 \\ \frac{\partial W'}{\partial n'_i} - W' &= 0 \end{aligned} \quad (34)$$

The solution of this differential equation system is the distribution function

$$W' = W'_0 \exp [(\varepsilon' + V' + \sum n'_i)] \quad (35)$$

If we insert the definitions of the reduced variables we obtain

$$W' = W'_0 \exp [(- \varepsilon - P^* V + \sum \mu_i^* n_i) / k^* T] \quad (36)$$

In order to get coincidence with the 2. line of (26) we adapt again the scale by multiplying a factor c so that

$$k := c k^* \quad \mu_i^* := c \mu_i^* \quad P^* := P c \quad \varepsilon_K := c \varepsilon \quad (37)$$

Then we obtain

$$W'(n_K, \varepsilon_K) = W'_0 \exp [(- \varepsilon_K - P^* V + \sum \mu_i^* n_i) / k T] \quad (38)$$

This is Mayer's master equation which has been extended here for systems containing

space-dependent potential fields. If the norm is chosen to be

$$\int \int W(n, \varepsilon_K) dn d\varepsilon_K = 1 \quad (39)$$

W can be identified with the grand partition function.

Therefrom, the standard representation of thermodynamics can be derived acc. to the line presented in Mayer's book [9] p.8. The mean number of particles in a volume is then

$$\bar{n}_i = \int \int n_i W(n_i, \varepsilon_K) dn_i d\varepsilon_K \quad (40)$$

The mean (indicated by a bar) of Gibbs's free energy is

$$\bar{G} = \int \int \sum W(n_i, \varepsilon_K) n_i \mu_i^* dn_i d\varepsilon_K \quad (41)$$

From the master equation is derived by differentiating

$$\begin{aligned} \frac{\partial W}{\partial \mu_i^*} &= (kT)^{-1} [n_i - V(\partial P^* / \partial \mu_i^*)] W \\ T \frac{\partial W}{\partial T} &= (kT)^{-1} [P^* V - \sum n_i \mu_i^* + \varepsilon_K - VT(\partial P^* / \partial T)] W \end{aligned} \quad (42)$$

Both equations will be summed up over all possibilities which give in sum 1 for W acc. to eq. (39). Therefore, each sum of the derivatives is zero and we obtain the relations between the corresponding mean values

$$\begin{aligned} \frac{\partial \bar{P}^*}{\partial \mu_i^*} &= \bar{n}_i / V \\ \frac{\partial \bar{P}^*}{\partial T} &= (VT)^{-1} [\bar{H}^* + \bar{P}^* V - \bar{G}^*] = \frac{\bar{S}}{V} \end{aligned} \quad (43)$$

From the second equation follows Shannon's definition of entropy

$$\bar{S} = k \int W \ln(W) dn_i d\varepsilon_K \quad (44)$$

We note here that the entropy of the field extended formalism of thermodynamics has exactly the same expression as without field. Therefrom, it can be concluded that the entropy of the field extended thermodynamic formalism follows the maximum entropy principle as well as the formulation without potential fields included, because the proofs in textbooks like [10] can be applied here as well.

4. Second law violations due to potentials with saddle points

The minimum principle of potentials is derived in many textbooks of thermodynamics from second law [7]. In this section we will reverse this procedure and derive the second law from the extremum behaviour of the Hamilton energy. Acc. to section 3 the second derivative of the Hamilton energy can be obtained principally from the mathematical variational or control problem and gives independent information about the direction of the extremum of the potentials. This information is independent from any additional empirical or axiomatic physical information like second law. Therefore, the question has to be discussed whether both approaches are equivalent.

It is clear that both approaches make the same prediction for thermodynamic standard cases where irreversibilities obey always $dH < 0$. However, if changing potential fields are included into consideration we will see that the variational approach can predict second law violations if the irreversibility equilibrates in a potential having a saddle point as extremum.

The inner energies H' and H'' of capacitive loaded thermodynamic systems are defined [1] by

$$\begin{aligned}
H'(V, S, n_i, \mathbf{P}) &= H(V, S, n_i) + \int \mathbf{E} d\mathbf{P} dV \\
&= H(V, S, n_i) + \frac{1}{2} \int \frac{\mathbf{P}^2}{\varepsilon_0(\varepsilon - 1)} dV \\
H''(V, S, n_i, \mathbf{E}) &= H(V, S, n_i) - \int \mathbf{P} d\mathbf{E} dV \\
&= H(V, S, n_i) - \frac{1}{2} \int \varepsilon_0(\varepsilon - 1) \mathbf{E}^2 dV
\end{aligned} \tag{45}$$

where we used the definitions $\varepsilon_0(\varepsilon - 1) :=$ dielectric constant, $\mathbf{E} :=$ electric field, $\mathbf{P} :=$ electric polarisation. The same formulas can be written in differentials

$$\begin{aligned}
dH'(V, S, n_i, \mathbf{P}) &= dH(V, S, n_i) + \int (\mathbf{E} d\mathbf{P}) dV \\
dH''(P, T, n_i, \mathbf{E}) &= dH(V, S, n_i) - \int (\mathbf{P} d\mathbf{E}) dV
\end{aligned} \tag{46}$$

We see in formulas (45) that regarding the 2nd derivative of H' and H'' with respect to the electric variables \mathbf{P} or \mathbf{E} both of these potentials approach an thermodynamic extremum in the thermodynamic equilibrium. For constant homogeneous dielectrics the potential $H'(V, S, n_i, \mathbf{P})$ approaches a minimum, and $H''(V, S, n_i, \mathbf{E})$ approaches a maximum, if $\varepsilon_0(\varepsilon - 1) > 0$, $dS=0$ and $dV=0$. Therefore, acc.to [1], the following inequalities hold for irreversible changes of state

$$\begin{aligned}
\Delta H'_{irrev}(\mathbf{P}) &< 0 \quad \text{for } S, V, n_i = \text{constant} \\
\Delta H''_{irrev}(\mathbf{E}) &> 0 \quad \text{for } S, V, n_i = \text{constant}
\end{aligned} \tag{47}$$

Due to the Legendre transformation formalism analogous expressions of eq.(45) and (46) hold for free enthalpy, i.e.

$$\begin{aligned} dG' (V, S, n_i, \mathbf{P}) &= dG(V, S, n_i) + \int (\mathbf{E} d\mathbf{P}) dV \\ dG'' (P, T, n_i, \mathbf{E}) &= dG(V, S, n_i) - \int (\mathbf{P} d\mathbf{E}) dV \end{aligned} \quad (48)$$

and

$$\begin{aligned} \Delta G'_{irrev}(\mathbf{P}) &< 0 \quad \text{for } T, P, n_i = \text{constant} \\ \Delta G''_{irrev}(\mathbf{E}) &> 0 \quad \text{for } T, P, n_i = \text{constant} \end{aligned} \quad (49)$$

In words, these equations (47) and (49) can be interpreted as "electric Chatelier-Braun-principle", which states for simple dielectrics that they tend to discharge themselves.

It should be noted that the correctness of the second equation (49) is based either theoretically on the variation principle either experimentally on material data as shown fig.2a and in section 4.

In order to show the contradiction between second law and the "electric le Chatelier-Braun principle" we regard an electric cycle with an irreversible path into a maximum of G'' at constant field \mathbf{E} , comp. fig.2b:

Because G'' is a potential, we have for a closed cycle over three points (1->2->3->1)

$$\Delta G' = \Delta^{312} G'_{rev} + \Delta^{23} G'_{irrev} = 0 \quad (50)$$

According to the extremum principle $\Delta^{23} G''_{irrev} > 0$ holds. Due to (50) follows $\Delta^{312} G''_{rev} < 0$.

Because of the isofield ($\mathbf{E}_2 = \mathbf{E}_3$) irreversible change of state (2->3) we have also $\int_{E_3}^{E_2} \mathbf{P} d\mathbf{E} = 0$.

This zero expression is added to the second formula of (48) and we can write

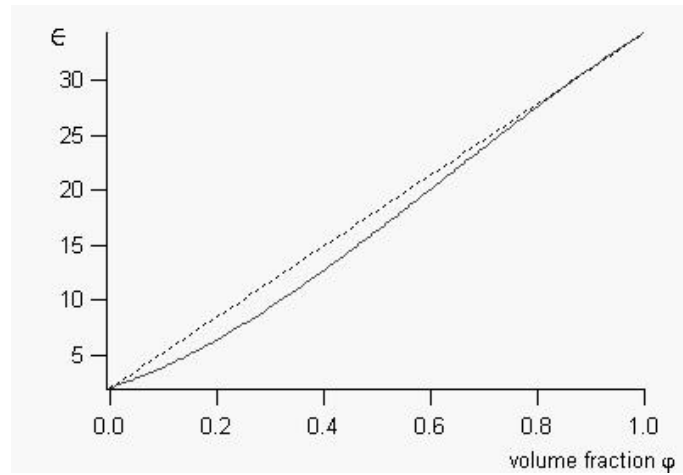


Fig.2a: Dielectric constant ϵ vs. volume fraction ϕ of the mixture nitrobenzene- 2,2,4-nitropentane at 29.5 C from [12]. The curve follows the series $\epsilon = 2.1 + 15.1\phi + 36.5\phi^2 - 19.4\phi^3$. Because of $\partial^2 \epsilon / \partial \phi^2 > 0$ mixture processes in strong electric homogeneous field can obey $\Delta G'' = \epsilon_0 (\Delta \epsilon(\phi) - 1) \mathbf{E}^2 V / 2 < 0$ for $T, P, \mathbf{E}, n_i = \text{constant}$. comp. fig.4d Note that we have here a material property which can violate Clausius's version of second law! comp.text and as well fig.2b) and fig. 3.

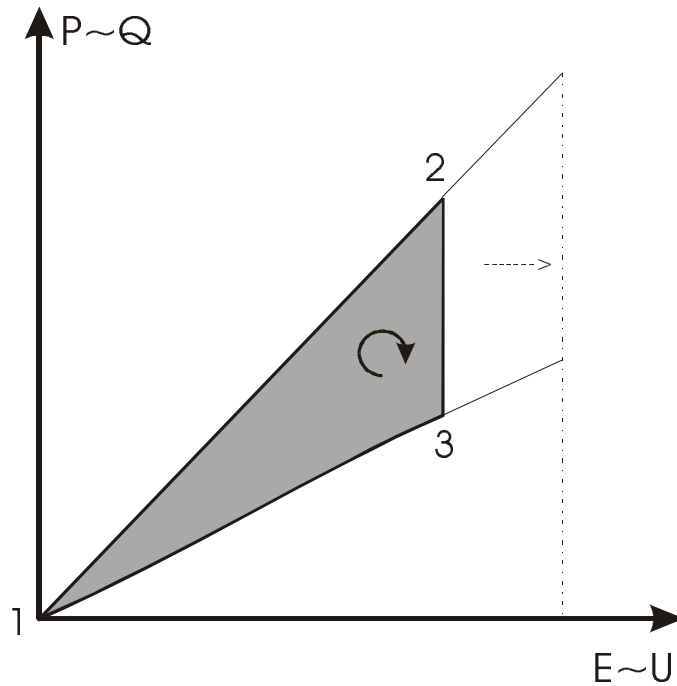


Fig.2b: Qualitative diagram of polarisation \mathbf{P} vs. electric field \mathbf{E} or charge \mathbf{Q} vs. voltage \mathbf{U} Isotherm electric cycle of a material with $\partial^2 \epsilon / \partial \phi^2 > 0$.
 1- \rightarrow 2 charging the capacitance with voltage; 2- \rightarrow 3 mixing both components by opening a tap, comp. fig 3. 3- \rightarrow 1 discharging the capacitance
 Acc. to the diagram the orientation of working area shows a gain hysteresis. The energy output can be enforced (principally infinitely) by increasing \mathbf{E} or \mathbf{U} . Therefore, this output can be higher than the constant energy ΔE input necessary to separate the components at zero field by centrifugation or chemical separation. comp. fig.2a) and 3

$$\Delta^{312}G'_{rev} = \int_{3 \rightarrow 1} \left(\int \mathbf{P} d\mathbf{E} \right) dV + \int_2^3 \mathbf{P} d\mathbf{E} dV = \int \left(\oint \mathbf{P} d\mathbf{E} \right) dV = \int \left(\oint \mathbf{E} d\mathbf{P} \right) dV < 0 \quad (51)$$

Regarding the sign of this integral we see that the orientation of this cycle is reversed compared to the usual hysteresis of a ferroelectric substance. Because the cycle proceeds isothermally (with only one heat reservoir) the Clausius statement of second law is violated.

The proof is as follows: Due to energy conservation and because H'' is a potential

$$\oint H' = \int \left(-\oint \mathbf{P} d\mathbf{E} \right) dV + \oint T dS = 0 \quad (52)$$

holds. Therefrom, because the electric term is negative, it follows that the net heat exchange $\oint T dS$ has a positive sign. This implies $\oint dS > 0$ because $T = \text{constant}$. This means that the cycle takes heat from the environment and gives off electrical work under isothermal conditions which is contrary to the Clausius formulation of the 2nd law. \square

It should be noted that this proof is not in contradiction to the principle of maximum entropy.

Acc. to our calculation holds

$$\oint S = \Delta S_{3 \rightarrow 1 \rightarrow 2}^{rev} + \Delta S_{2 \rightarrow 3}^{irrev} > 0 \quad (53)$$

Due to the maximum entropy principle it can be said that the entropy is higher in state 3 than the state 2. Therefore, it holds

$$\Delta S_{3 \rightarrow 1 \rightarrow 2}^{rev} < 0 \quad (54)$$

meaning that heat is given on the path 3-1-2 from the system to the environment which

can be calculated here exactly from the material equation because the entropy is a clearly defined function of state on this path. For the irreversible path, however, the entropy difference $\Delta S_{2 \rightarrow 3}^{irrev}$ can be calculated only by applying energy conservation (52). Therefore, the following inequalities hold due to (53) and (54)

$$\Delta S_{2 \rightarrow 3}^{irrev} > -\Delta S_{3 \rightarrow 1 \rightarrow 2}^{rev} > 0 \quad (55)$$

This example illustrates that different formulations of second law may be not equivalent, comp.[11].

5. About the concrete realization of second law violating cycles

The most simple way to show principally the possible existence of a second law violating cycle is the following example, comp. fig.3:

Step 1: We start -for example- with a 50:50 mixture of two liquid or gaseous substances.

We assume that the dielectric constant of the mixture has a mixture rule with $\partial^2 \varepsilon / \partial x^2 > 0$.

The mixture will be separated (for instance by centrifugation) into two halves of 40% and 60% of concentration. Therefore, a defined input energy ΔE is necessary.

Step 2: Then, both halves of different concentration are used as dielectrics and are loaded parallel with the same strong electric field \mathbf{E} .

Step 3: After the charging process both substances are remixed in the field. Due to this procedure the dielectric constant decreases due to the material property $\partial^2 \varepsilon / \partial x^2 > 0$.

Due to this decrease a current flows from the capacitance at constant voltage.

Step 4: Then, the whole capacitance is discharged and we are back again at the starting point of the cycle.

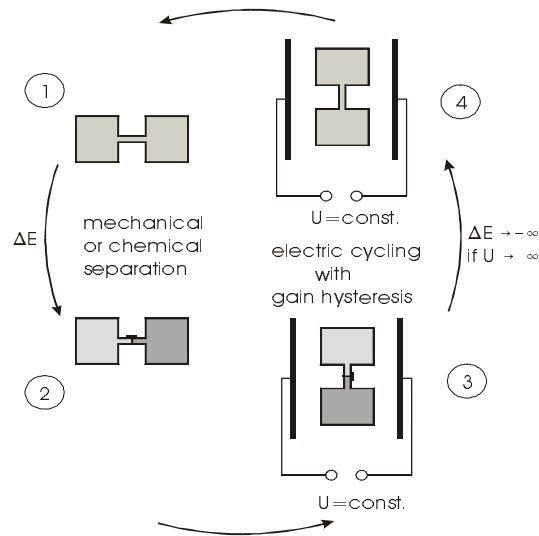


Fig.3: Principle of a second law violating cycle, comp. text .

1) starting point, mixture 50:50 -> 2) after separation procedure 40:60 after energy input ΔE for instance by centrifugation -> 3) after applying a strong electric field -> 4) after the mixing process in the field -> 1) after discharging the capacitance. The work area of the capacitance, comp. fig 2b), can principally overcome the energy of the separation if the field is high enough.

As shown in fig. 2b the electric work diagram of the capacitance shows a "gain" hysteresis.

In principle, in this simple model, the work gain area can be driven to infinity if the electric field is driven to infinity. Therefore, the work gain of the electric cycle can be higher than the defined energy input ΔE . Due to energy conservation the differing amount of energy between input and output has to come from the heat of environment. \square

Of course the realisation of this cycle is not so easy as the first idea but there exist some experimental data which allow to get a first feeling of about what is possible.

In 1965 Debye and Kleboth [12] investigated the influence of electric fields on phase equilibria of liquids. They observed the following facts :

1) The influence of homogeneous fields on phase equilibria is weak due to the big difference between the electric field energies applied compared with the chemical energies involved in the mixture process. Comparing the energies of the electric field with thermal energies

$$\frac{1}{2} \varepsilon_0 (\varepsilon - 1) \mathbf{E}^2 V = RT \quad (56)$$

one obtains $\mathbf{E} = 6,13 \cdot 10^8$ V/m if values for water are inserted at room temperature and solved for \mathbf{E} . (To compare: Good bulk plastic isolators can resist to $4,5 \cdot 10^7$ V/m before they break down.) Therefore, in order to reduce this principal problem it is recommended to look for effects in the neighbourhood of a critical point.

2) Debye and Kleboth found mixtures whose phase diagram was influenced by strong homogeneous fields. In order to obtain a field-induced decrease of the critical temperature in a phase diagram of a solution, a nonlinear mixture rule of the dielectric constant with $\partial^2 \varepsilon / \partial x^2 > 0$ was necessary, comp.fig.2a).

Debye and Kleboth investigated the turbidity of a solution nitrobenzene - 2,2,4-trimethylpentane at critical concentration slightly above the critical temperature. If a strong field was applied to the solution the turbidity decreased confirming that the critical temperature of the phase diagram of the mixture was shifted by the field to lower values which was predicted by their theoretical considerations as well.

Similar investigation in homogeneous fields (but below the critical point) were done with polymer solutions by Wirtz and Fuller [13] [14]. They investigated electrically induced sol-gel phase transitions. To explain their experiments they used a Flory-Huggins model [15] extended by an electric interaction term. Their model describes the qualitative behaviour of such solutions correctly, however, similarly as Debye and Kleboth, they did not note the inconsistency regarding to Clausius's version of second law.

A second law violation can be shown by proceeding an isothermal closed cycle, which is the electric analog of a Serogodsky or a van Platen cycle of binary mixtures discussed recently by the author [16]. Compared with the simple example above, comp. fig.2a)-c) , the

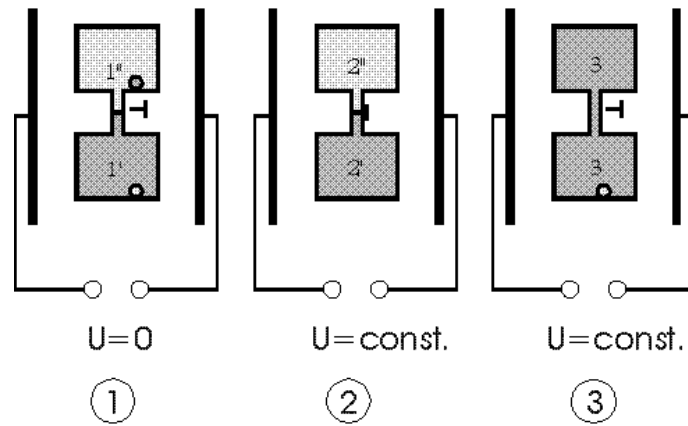


Fig 4a: Isothermic isobaric electric cycle with a diluted polymer solution as dielectric
 1) voltage $U=0$: system in 2-phase region 2) both volumes separated, rise of voltage from zero to $U=\text{const.}$: each volume compartment in 1-phase region
 3) voltage $U=\text{const.}$: opening the tap and returning to the phase separation line by remixing

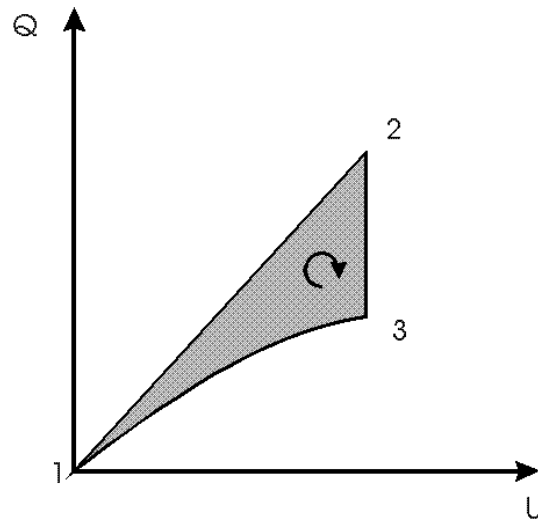


Fig.4b: Isothermal electric cycle in capacitor with electrically induced phase transitions;
 charge Q vs. voltage U plotted;
 1 starting at 2 phase area line with zero field, 1-2 applying a field with tap closed, 2 opening the tap, 2-3 discharging and remixing in field, 3 returning to starting point 1 by discharging the capacitor; a negative work area is predicted according to Gibbs thermodynamics contrary to the second law

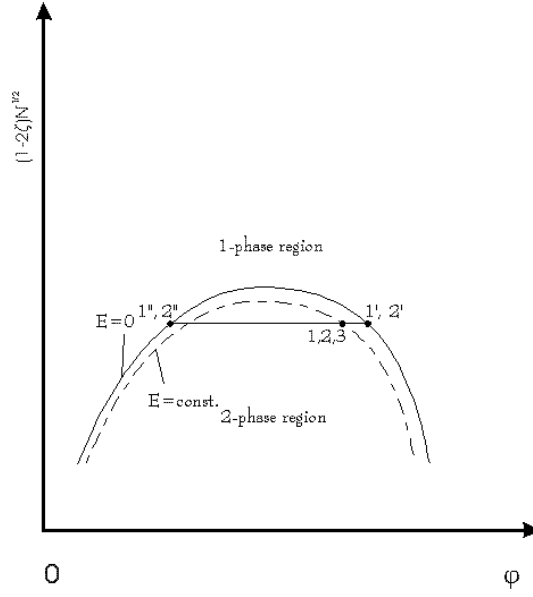


Fig.4c: $[1 - 2\zeta(T)]N^{-0.5}$ vs. volume fraction ϕ (with T :=temperature) phase diagram of a polymer solution with and without electric field E according to [13,14]; plot shows modified Flory-parameter versus volume fraction ϕ of polymers; points 1: $E=0$, 2-phases, both points 1 at the phase separation line; points 2: $E=\text{const.}$, both points 2 of the splitted volume in 1 phase area; point 3: $E=\text{const.}$, after opening the tap: point 3 returns exactly at the phase separation line; more information about the construction of this phase diagrams, see references [14,15]

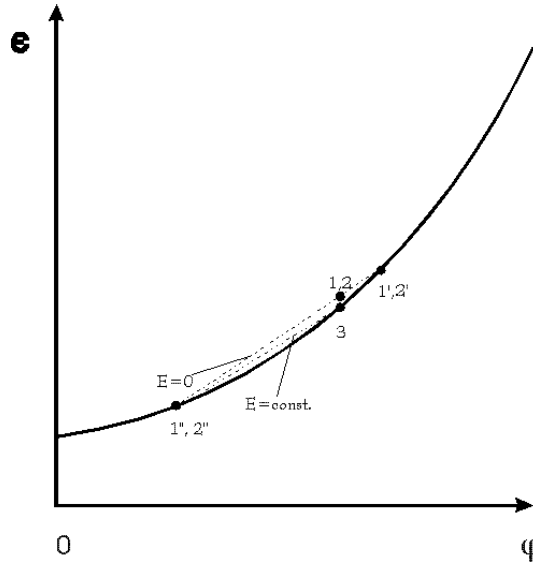


Fig.4d: Dielectric constant ϵ vs. volume fraction ϕ of polymers in a dilute solution; points 1, 2 and 3 refer to points in fig.4a)-c). According to the theory [13,14] $d^2\epsilon/d\phi^2 > 0$ holds near the critical point. Therefore $\epsilon(\phi)$ has to turn to the left and the dielectric constant has to decline during remixing $2 \rightarrow 3$. Observations at a similar system[12] support this prediction, comp . Fig.2a)

separation of the components is done here only by the electrically induced phase transition due to the nonlinearities of the dielectrics. No other thermodynamic or mechanic processes are necessary to obtain the separation of the components of the mixture.

This closed splitted cycle is proceeded with a capacitor using as dielectrics a sol-gel mixture like polystyrene in cyclohexane (upper critical point solution) or p-chlorostyrene in ethylcarbitol (lower critical point solution). The composition of the solution is separated periodically by a demixing phase transitions induced by switching off the field. After the separation of both phases by splitting into two volumes they are remixed again (irreversible path during the cycle !) after opening the separating tap in a strong field.

The cycle is started in the 2- phase region at zero field at the points 1, comp.fig. 4a)-c), where the volume is split by closing the tap separating both phases. Then a strong homogeneous electric field \mathbf{E} is applied. So we reach the points 2' and 2'' representing different phases of the solution in both compartments. Then we open the tap and let mix the solutions in both compartments. During the mixing (2->3) the electric field is kept constant by discharging the capacitor during the decline of the dielectric constant, cf. fig.4d). Then, in the phase diagram fig.4c) and as well in fig. 4a) +b), the mixed solution is at the phase separation line at point 3. In the last step of the cycle the capacitor is discharged completely and the system goes back into the 2-phase area to point 1 and demixes. According to the theory (comp. Eq.(49))

$$\Delta^{23}G''_{irrev} = -\Delta^{312}G''_{rev} = G''_3 - G''_2 > 0 \quad (57)$$

Now we define $S:=V'/V$ to be the splitting factor of the total volume V , V' and V'' are the volumes of the compartments each where $V:=V'+V''$. We write the difference of the free enthalpy using the definition of G'' in (48) assuming $\varepsilon_0(\varepsilon-1)$ to be dependent from φ and

independent from \mathbf{E} for zeroth order

$$\begin{aligned} \Delta^{312} G'_{rev} = & -\frac{1}{2} \mathbf{E}_2^2 \varepsilon_0 [\varepsilon(\varphi_{(1' \rightarrow 2')}) \cdot S + \varepsilon(\varphi_{(1'' \rightarrow 2'')}) \cdot (1-S)] V \\ & + \int_0^{\mathbf{E}_2} V \varepsilon_0 [\varepsilon(\varphi_{(1' \rightarrow 3')}) \cdot S + \varepsilon(\varphi_{(1'' \rightarrow 3'')}) \cdot (1-S)] \mathbf{E} d\mathbf{E} \end{aligned} \quad (58)$$

The right side of the first line represents the stored linear combined field energy 1->2 of the separated volume parts (points 2' and 2'') at point 2, the second line stands for the field energy difference (1->3) of both the connected compartments containing the coexisting phases φ' and φ'' . In the first line S , ϵ , φ' and φ'' are constant, in the second line S , ϵ , φ' and φ'' are dependent from \mathbf{E} in 2-phase area.

For the system investigated by Wirtz et al., the Flory free-energy density approach of an incompressible dilute monodisperse polymer solution is useful. The "ansatz"[13,14,15] is

$$f = \frac{1}{v_m} \left((\varphi/N) \ln \varphi + \frac{1}{2} (1 - 2\zeta) \varphi^2 + \frac{1}{6} \varphi^3 \right) + (\beta \mathbf{E}^2 / 2) \varepsilon_0 (\varepsilon(\varphi) - 1) \quad (59)$$

where $N :=$ polymerisation number, $\epsilon_0 :=$ dielectric constant of vacuum, $\epsilon :=$ dielectric constant of the material, $\beta := 1/(kT)$ with $k :=$ Boltzmann number, $v_m :=$ monomer volume and $\zeta :=$ Flory parameter.

(We should note, that our ansatz (59) above is corrected in three points if compared with [12] and [13] :

First, both authors use an excess energy term of the field energy in (59) which neglects the linear terms in the concentration dependence of the electric term per definition.

Second, the authors in [12] and [13] include the vacuum polarization term in contradiction to the definitions (45), (46) and (48) on which the calculation relies here.

Third, equation (59) is taken originally from [13]. The dimensions of this equation are corrected with respect to the constant factor v_m . The value v_m is taken from [15] p.797. It should be said that all these incorrect points do not have any consequences on results and conclusions of both authors, however they would influence our results significantly if profiles are calculated as shown in section 2. There, it was shown that the calculation of the profile is affected by the linear terms of the mixture rule describing the coupling to the field.) Therefrom, the chemical potential μ and osmotic pressure Π follow

$$\mu^* = \frac{\partial \mathcal{F}}{\partial \varphi} = \frac{1}{v_m} \left(\frac{1}{N} + \frac{1}{N} \ln \varphi + (1 - 2\zeta) \varphi + \frac{\varphi^2}{2} \right) + \frac{\beta \varepsilon_0 \mathbf{E}^2}{2} \frac{\partial \varepsilon}{\partial \varphi}$$

$$\Pi = \varphi \frac{\partial \mathcal{F}}{\partial \varphi} - \mathcal{F} \quad (60)$$

The phase equilibrium is determined by the equations

$$\mu_0^* = \mu^*(\varphi^-) = \mu^*(\varphi^{+'})$$

$$\int_{\varphi^-}^{\varphi^{+'}} [\mu_0^* - \mu^*(\varphi)] d\varphi = \int_{\varphi^-}^{\varphi^{+'}} \frac{\partial \mu^*}{\partial \varphi} \varphi d\varphi = 0 \quad (61)$$

The first equation describes the chemical potential to be equal in both phases. The second equation is the Maxwell construction applied to the chemical potential. The solution of this system of equations can be done numerically or by deriving a parameter representation [14,15]. Results are shown qualitatively in fig.4c).

A further interesting question regarding this cycle is the following:

Is it possible to avoid the mechanic parts which make the cycle slow and ineffective?

The solution of this problem is found in the following setup:

The polymer solution is placed in a cylindrical capacitor as dielectrics. Due to the field gradient of field energy, a profile of the density of the polymer solution in space and - combined with it- a radial profile of the dielectric constant is build up. The density profile can be calculated by application of the equilibrium condition $\partial\mu^*/\partial r = 0$ to the chemical potential (60). This yields the differential equation of the profile

$$\frac{\partial\phi^*}{\partial x} = \beta C^2 \varepsilon_0 (\varepsilon - 1) \left/ \left[\frac{1 - 2\chi + \phi(x)/N + \phi(x)}{V_m} + \frac{\beta C^2 \varepsilon_0}{2x^2} \frac{\partial\varepsilon}{\partial\phi} \right] \right. \quad (62)$$

In order to see what can happen and lack of concrete data for the "mixture rules" of the dielectric constant of these solutions we take the most simple nonlinear mixture rule to be

$$\varepsilon = \phi \varepsilon_{pol} + k\phi(1-\phi) + (1-\phi) \varepsilon_{mon} \quad (63)$$

The profile calculated is shown in fig.5 with the program in appendix 2 .

Applying the formula of the cylindric capacitance (with h:=height)

$$\frac{1}{C} = \int_{r_1}^{r_2} \frac{dr}{2\pi \varepsilon_0 \varepsilon(r) r h} \quad (64)$$

it can be evaluated with the data given in fig.5 (using a tabel calculation program) that

$$C(U=0) > C(U=constant) \quad (65)$$

is possible. We calculate values of $C(U=0)=146.266\text{pF}$ and $C(U=50\text{kV})=145.817\text{pF}$ with the data given in fig.5 or appendix 2. The result is a small difference in the range of some ‰ under best condition which possibly can be realized.

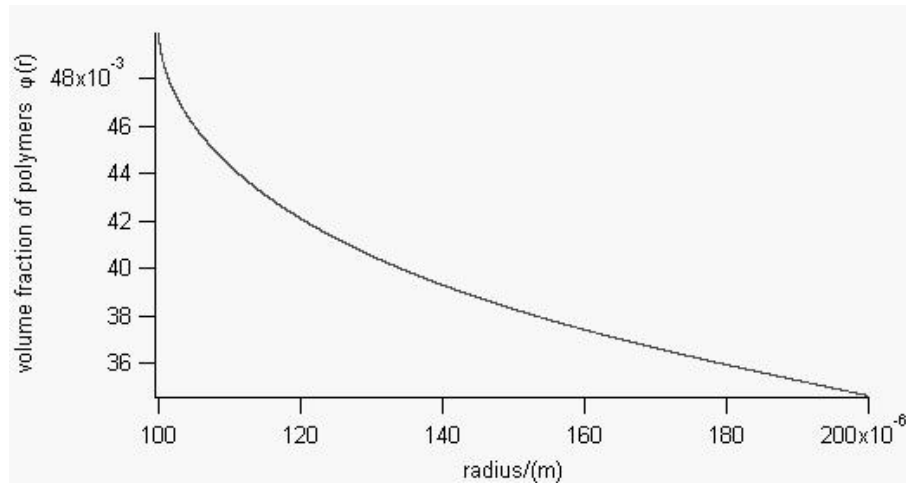


Fig.5: Volume fraction ϕ vs. radius r in a capacitance with cylindric geometry using a polymer solution polystyrene in cyclohexan as dielectrics

data of calculation: inner diameter 0.1mm, outer diameter 0.2 mm, height 50 cm

$v_m = 1,53 \cdot 10^{-28}$, $N = 1/(0,04)^2$, $\chi = 0,541$, $\epsilon_{\text{monomer}} = 5$, $\epsilon_{\text{polymer}} = 15$, $k = -20$,
 $\beta = 1/(1,38 \cdot 10^{-23} \cdot 300)$, charge $Q = 2 \cdot 10^{-8}$, initial value $\phi(r_1 = 0.1\text{mm}) = 5\%$

Principally, however, this result suggests the following possible gain cycle of electrical field energy under rectangular electric voltage pulses, comp. fig.6 :

If the field is switched off and the solution is equally distributed, the cylindrical capacitor is switched on so fast that the diffusion in the dielectrics cannot follow. Then, if the voltage is high and the voltage remains constant a while, the solution has time to diffuse and builds up the equilibrium profile at high field. So the capacitance decreases to the equilibrium value. Then, the capacitance is discharged again faster than diffusion and the cycle can start again after the relaxation time necessary for the solution to reach the equilibrium again.

The basic effect of this cycle is the electric analogue to superheating or undercooling. However, contrary to the ladder the cycle shows a gain hysteresis in the Q-U work diagram

It is clear, that the effects presented here are too small for any commercial application, but the question can be posed whether the situation improves if suited chemical equilibria or high pressure gaseous mixtures are used as dielectrics. Analogous phenomena of ferrofluid mixtures in non-homogenous magnetic fields could also be considered.

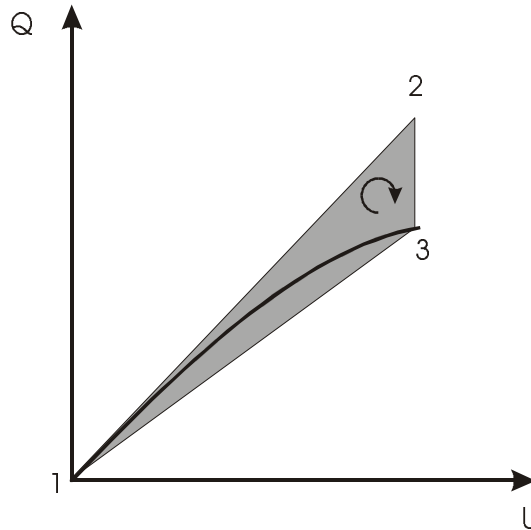


Fig.6: Qualitative diagram of a gain cycle of the cylindric capacitance from fig.5 driven by rectangular voltage pulses.

Bold line: equilibrium capacity; weak lines: dynamic non-equilibrium capacities

The work area here is overdrawn, because the effects are small in the range of some ‰.

1->2 fast charging, 2-3 relaxation of solution with decrease of ϵ at constant voltage

3->1 fast discharge of capacitance, the after a relaxation time the cycle can start again.

5. Conclusion

The analogies between mechanics and thermodynamics- shown in tab.1- suggest that the direction of irreversibilities can be understood from a variation principle applied to inner energy analogously to the extremum principle of Pontrjagin applied to mechanics. Therefrom, it can be derived the grand partition distribution, the maximum entropy principle and the second law in a modified form which can violate Clausius's integral version. It was shown that this is not in contradiction to the maximum entropy principle which can be regarded as well as a consequence of the initial ansatz.

Acc. to this purely variational approach of thermodynamics all empirical information about a system is in the potential describing the material behaviour. Therefrom, the application of all possible variation principles allows to determine the directions of the irreversible processes.

Acc. to the conventional view the reported contradictions to second law would be due to

Tab.1: analogous features between thermodynamics and mechanics

| mechanics | thermodynamics |
|--------------------------------------|---|
| time mean or least action functional | ensemble average |
| Hamilton energy | inner energy |
| non-extremal state of functional | non-equilibrium state |
| Legendre transformations, i.e. L, H | Legendre transformations, i.e. U, H, F, G |
| Pontrjagin's extremum principle | extremum principle of potentials |
| second variation of the Hamiltonian | "second law" |

forbidden "strange" material behaviour [17] . Experimental data, however, speak more in favour for the purely mathematical approach presented here which excludes strange material behaviour a priori. Instead of this Clausius's and the Sears-Kestin version of second law can be violated if changing potential fields are included into consideration.

Therefore, all systems in fields which show this theoretical contradiction between second law and second variation of inner energy could be interesting for experimental research.

Appendix 1: How to solve the phase equilibrium of a mixture in a field

Problem:

A vessel containing a mixture Argon-Methan is centrifugated. The inner rim of the vessel is at r_1 , the outer rim at r_2 . Without field applied the vessel is filled with a mixture of molar ratio x_i , spec. volume v at temperature T . The volume has a constant cross section.

Under the influence of rotation the mixture distributes inhomogeneously in the vessel. Calculate the distribution of spec. volume v , molar ratio x_i and pressure P .

Solution:

In order to solve the problem the following subroutines are written. The routines are sorted here from lowest to highest level. All iterating subroutines use the Newton-Raphson-technique.

PMu_VX : calculates the equations of state, $P=P(v, x_i; T)$, $\mu_i=\mu_i(v, x_i; T)$

We use a Bender equation of state (EOS) (18) with the material data:

| | Argon | Methane |
|--|----------------|---------------|
| mol. weight | 39.948 | 16.043 |
| crit. pressure/(Pa) | 4865300 | 4598800 |
| crit. volume/(m ³ /mol) | 7.452985075e-5 | 9.9030865D-05 |
| crit. temperature/(K) | 150.69 | 190.56 |
| Omega | -.00234 | .0086 |
| Stiel factor | .004493 | .00539 |
| fit constants of mixture: $k_{ij}=.9977865068023702$ $\chi_{ij}=1.033181352446963$ | | |
| $\text{Eta}_M=2.546215505163194$ | | |

V_PX: inverts the EOS **PMu_VX** by solving $P_0 - P(v, x_i; T) = 0$ for v numerically

VX_Mu: inverts the EOS **PMu_VX** by solving $\mu_i^0 - \mu_i(v, x_i; T) = 0$ for (v, x_i) numerically

VOLUME: solves the complete thermodynamic state in a volume acc. to the method described in the example of section 2. The algorithm proceeds as follows:

- Define the number m of volume array cell, i.e. the partition of the volume .
- Give pressure P_0 , temperature T_0 and concentrations x_i at one point r_{ref} called the reference point
- Using the subroutine **V_PX** invert numerically the equation of state at r_{ref} and calculate v
- Initialize the numbers of all particles in the volume, i.e. $N_i = 0$
- FROM volume array cell $J=1$ TO M
 - Calculate all interesting thermodynamic data at r^j using the EOS **PMu_VX**
 - Calculate $dn_i(r^j)$, i.e. the number of particles of each sort i in this subsection $dV(r_j)$
 - $N_i = N_i + dn_i(r_j)$
- Add up the particle number in the compartment to the total number of the array
- Calculate P and μ_i in the adjacent volume section dV_{j+1} acc. to (31) + (32).
- Invert numerically the equation of state at r_{j+1} and calculate v, x_i using the subroutine **VX_Mu**
- NEXT J
- Give out all calculated values P^j, v^j, x_i^j, μ_i^j .

N_PX: Calculates the reference values P^{ref} and x_i^{ref} for the volume array under the constraint of mass conservation, meaning $N_i^0 = constant$.

The basic idea is as follows:

If a field is present the total numbers N_i^0 of particles can be regarded as numerical functions of the starting values P_{ref} and x_i^{ref} of the routine **VOLUME**

$$N_i (P_{ref}, x_i^{ref}) = \sum_{j=1}^{m-1} \frac{x_i(r_j) A(r_j)}{v(r_j)} \Delta r \quad (66)$$

If the number of particles is constrained in our problem these functions have to be solved numerically for (P_{ref}, x_i^{ref}) in order to find the correct starting values P_{ref} and x_i^{ref} for the subroutine **VOLUME**. This can be done by solving numerically the equation system

$$N_i (P_{ref}, x_1^{ref} \dots x_{n-1}^{ref} \dots) - N_i^0 = 0 \quad (i = 1, 2, \dots, n) \quad (67)$$

Here all the derivatives of the Jacobimatrix have to be calculated numerically.

The principal structure of the whole program solving the problem above is shown in fig.7.

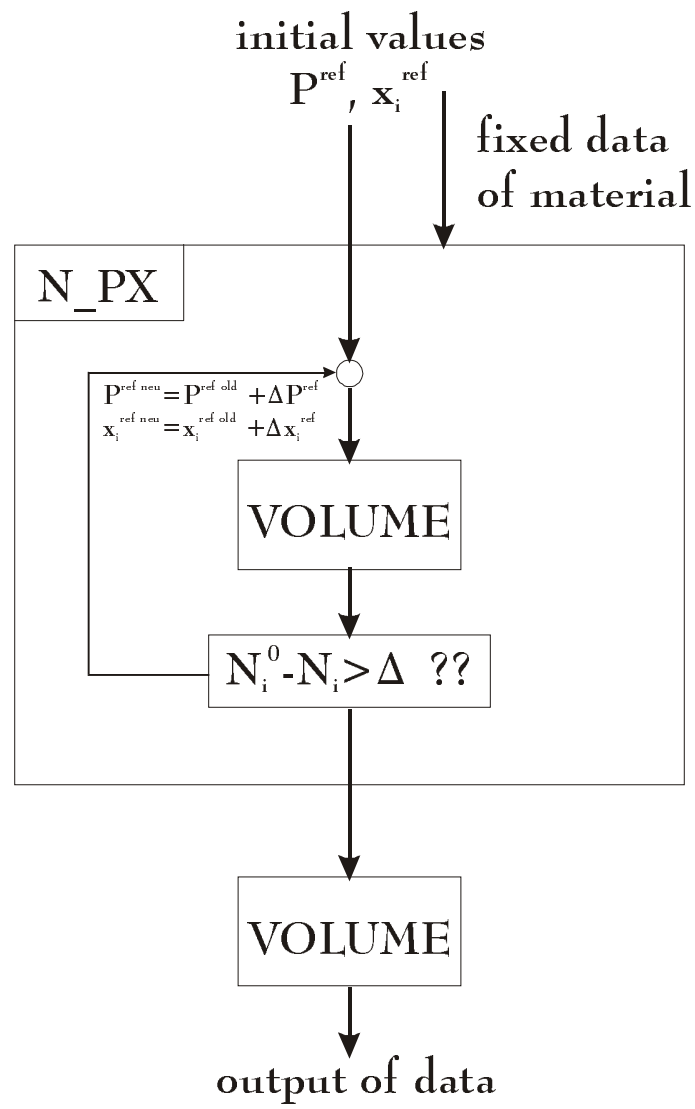


Fig.7: The principal program structure for solving the problem from appendix 1, comp.text.

Appendix 2: The MATHEMATICA source code of the calculation of the profile in fig.5

```

eps[φ[x]] = epspolminusone*φ[x] + (1 - φ[x])*epsmonminusone + k*φ[x]*(1 - φ[x])
ELF[x] = Const/ x
μ[x] = (1/Index + Log[φ[x]]/ Index + (1 - 2 ξ)*φ[x] + φ[x]2 /2)/vr
      + β/2*diel*(ELF[x])2 * eps[φ[x]]
Gleichung = D[μ[x], x]
Solve[Gleichung == 0, φ'[x]]

diel = 8,854*10-12
vr = 1,53*10-28
Index = 1/(0,04)2
ξ = 0,541
epsmonminusone = 4
epspolminusone = 14
k = -20
β = 1/(1,38*10-23 *300)
Q = 2. 10-8
anf = 0,0001
ende = 0,0002
h = 0,5
Const = Q/(2*Pi*diel*h)
Eschaetz = 2 * Const/(anf + ende)
NDSolve[{φ'[x] == (Const2*diel*β*(epsmonminusone*(1 - φ[x])) + epspolminusone*φ[x] +
      k*(1 - φ[x])* φ[x]))/(x3*((1 - 2* ξ + 1/(Index*φ[x]) + φ[x]/vr
      + (1/(2* x2)(Const2*diel*β*(-epsmonminusone+ epspolminusone + k*(1 - φ[x])
      - k* φ[x])))), φ[anf] == .05}, {φ},{x,anf,ende}]
Plot[Evaluate[φ[x] /. %], {x, anf, ende}]
phi[x_] := Evaluate[φ[x] /. %%]

n = 10000
phi[anf]
Arr = Table[phi[anf + i * (ende - anf)/n], {i, 0, n, 1}];
Arr >> Phi.txt

```

References:

- 1) L.D. Landau, E.M.Lifshitz Elektrodynamik der Kontinua , §18
Akademie Verlag , Berlin 1990, 5 Auflage
- 2) M. Leontovich Introduction à la thermodynamique Physique statistique
Edition Mir, Moscou, 1983 transduction francaise1986
- 3) R.L. Stratonovich Nonlinear Nonequilibrium Thermodynamics I,
Springer Berlin, 1992
- 4) Bronstein-Semendjajew Taschenbuch der Mathematik
Harri Deutsch, Frankfurt, 1984
- 5) V.Freise Chemische Thermodynamik
BI Taschenbuch 1973 (in German)
- 6) J.U. Keller Thermodynamik der irreversiblen Prozesse,
de Gruyter, Berlin, 1977 (in German)
- 7) Stephan K., Mayinger F. Thermodynamik Bd.II
Springer Verlag Berlin, New York 1988

8) V.Benci, D.Fortunato Foundations of Physics 28, No.2, 1998, p. 333 -352

A new variational principle for the fundamental equations of classiccal physics

9) J.E. Mayer Equilibrium Statistical Mechanics

Pergamon Press, Oxford,New York 1968

10) H.B Callen Thermodynamics and an Introduction to Thermostatistics

2nd edition Wiley, New York, 1985

11) W.Muschik J. Non-Equil. Thermodyn. 23 (1998), p.87-98

12)P. Debye, K.J. Kleboth J. Chem. Phys. 42 (1965), p. 3155-3162

13) D. Wirtz, G.G. Fuller Phys.Rev.Lett.71 (1993), p. 2236-2239

14) D. Wirtz, K. Berend, G.G. Fuller Macromolecules 25 (1992), p. 7234-7246

15) J. Des Cloizeaux ,G. Jannink Polymers in Solution

Oxford University Press, Oxford 1987

16) W.D. Bauer, W Muschik. J. Non-Equilib. Thermodyn. 23 (1998), p.141-158

17) W. Muschik, H. Ehrentraut J. Non-Equilib. Thermodyn. 21, 1996, p. 175-192

18) Bauer W.D., Muschik W. Archives of Thermodynamics Vol.19, No.3-4, 1998, p.59-83