

# **Asymmetric Collision of Concepts: Why Eigenstates Alone are Not Enough for Neutrino Flavor Oscillations**

***by John Michael Williams***

**jwill@pacbell.net**

***Markanix Co.***

**P. O. Box 2697**

**Redwood City, CA 94064**

**Workup notes for a poster presentation prepared for the  
*SLAC 28th Summer Institute* on Neutrinos, given at the  
Stanford Linear Accelerator Center, 2000 August 21.**

**Based on preprint `aps1998oct17_001` posted at the  
American Physical Society.**

***Copyright (c) 2000, John Michael Williams.***

***All Rights Reserved***

# 1. Abstract

The symmetry of the problem of the apparent deficit in upward-going atmospheric muon neutrinos reveals two possible, nonexclusive kinds of solution: Nonlinearity in distance or nonlinearity in angle of observation.

Nonlinearity in distance leads to the most popular theory for the atmospheric problem, neutrino flavor oscillations. If the observed deficit is caused by oscillations and not, say, flavor-changing or other weak-force scattering, neutrinos must be massive. But, if flavor oscillations occur in vacuum, all oscillating neutrinos must have exactly equal mass. Theories of oscillation in matter such as the Mikheyev-Smirnov-Wolfenstein (MSW) effect do not work in vacuum. This is the conceptual conflict of kinematics versus vacuum oscillations.

Flavor-changing oscillations like those of the Cabibbo-Kobayashi-Maskawa (CKM) quark theory become possible in vacuum if freely propagating neutrinos may be associated with local substructure.

Nonlinearity in angle of observation leads to a simple prediction of an excess of horizontal muon flavor. This and other angle-based effects should be observable at Super-Kamiokande or other instruments which can measure atmospheric flux by flavor.

***Note: The posted figures planned are those indicated by the large numeral in the upper-right corner. They should be considered preprint drafts, subject to change until the day of presentation.***

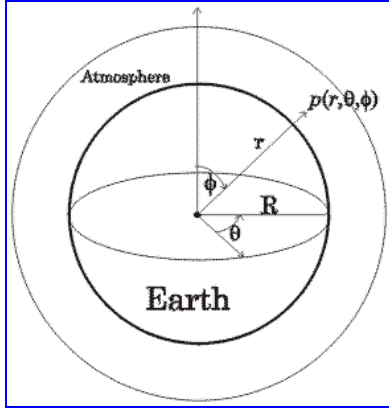
## 2. Atmospheric Muon-Neutrino Deficit

### 2.1 Linearities and Integration-Ratio Parameters

We look closely at the theoretical context in which the atmospheric deficit in upward-going muon-neutrinos is identified, trying to understand all the relevant parameters. We use an approximate representation of the neutrino telescope at Super-Kamiokande (Super-K), Kamioka zinc mine, Japan, as a basis of calculation.

#### 2.1.1 Density Function for the Earth's Atmosphere

A generic approach to the Earth's atmosphere just requires integration over the volume of a thin shell. For example, to compute the mass  $M$  of the atmosphere, define coordinates as in Fig. 1:



**Figure 1. Coordinates of a point  $p$  in the Earth's atmosphere.**

Let the Earth have an average radius of 6400 km, and the atmosphere a density space constant of 4 km. An element of atmosphere located at point  $\vec{p} = p(r, \theta, \phi)$  will be associated with a density  $\langle \vec{\delta} \rangle$  of  $\delta(r) = K e^{\frac{R-r}{k}}$ , in which  $K$  is the average density at sea level (about  $1.3 \text{ kg/m}^3$ ). For the mass  $M$  of the atmosphere, we then have,

$$M = \iiint \vec{\delta} = \int_0^{2\pi} d\theta \int_0^{2\pi} d\phi \int_R^\infty dr (\sin \phi) r^2 K e^{\frac{R-r}{k}} ; \text{ or,} \quad (2.1)$$

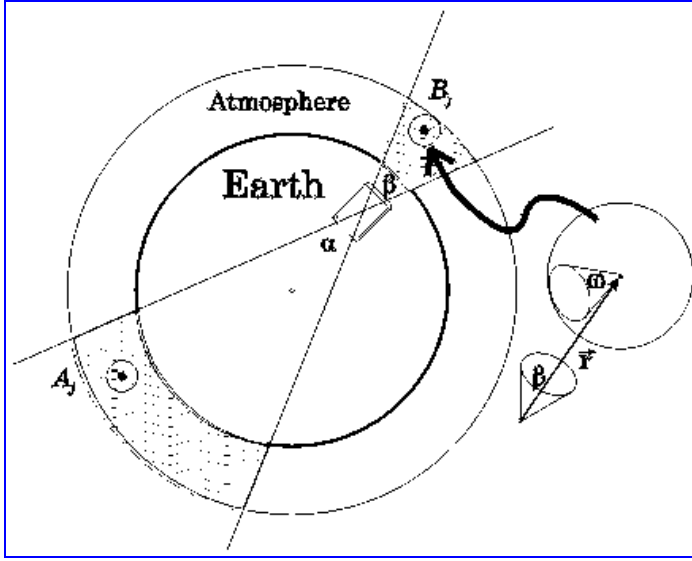
$$M = K \int_0^{2\pi} d\theta \left[ 4 \int_0^{\frac{\pi}{2}} d\phi (\sin \phi) \right] \int_R^\infty dr r^2 e^{\frac{R-r}{k}} . \quad (2.2)$$

After some arithmetic,  $M = 5.3 \cdot 10^{18} \text{ kg}$ , agreeing reasonably well with the known value [1] of about  $4.5 \cdot 10^{18} \text{ kg}$ . Thus, we validate our density function to be,

$$\delta(h) = K e^{\frac{-h}{k}} = (1.3) e^{\frac{-h}{4 \cdot 10^3}} \text{ kg/m}^3, \text{ for } h \text{ the altitude in meters.} \quad (2.3)$$

#### 2.1.2 Atmospheric Neutrino Observation Parameters

We assume as an approximation that the probability of showering of a primary cosmic particle depends only on density of the atmosphere; the probability of a subsequent decay then will depend on the inverse density [4\*]. For any such event, there will be a flux of neutrinos with probability of emission  $P_N$  of a neutrino of type  $N$ ,  $N \in \{e, \mu, \tau\}$ .



**Figure 2. Analysis of neutrino flux from an atmospheric decay event. Two solid angles (cones) of observation,  $\alpha$  and  $\beta$ , are considered; the shaded regions show the atmosphere in the cones. Super-K is represented by the rectangle. Typical events  $A_j$  and  $B_j$  are assumed to create neutrinos with intensity  $I_j(\omega_j)$ , the distribution over solid angle  $\omega_j$  depending on the decay kinematics. The local coordinate detail for the element  $A_j$  is the same as for  $B_j$ , except the opposite direction of  $\vec{r}$ .**

Consider the atmosphere of the Earth a thin shell on a sphere. Consider the observed deficit the result of comparison of counts against some benchmark particle (maybe  $\nu_e$ ) in two opposite solid angles  $\alpha$  and  $\beta$ : The two angles may be assumed to define two cones of observation each with apex at Super-K, the base of one directed skyward for downward events ( $\beta$ , Fig. 2), the other toward the center of the Earth for upward events ( $\alpha$ , Fig. 2). Here,  $\alpha$  means "up" and  $\beta$  means "down", referring to the observed direction of propagation of the decay products.

Obviously letting  $\alpha = -\beta \Rightarrow |\alpha| = |\beta|$ , we

immediately expect the upward  $\Phi_\alpha$  and downward  $\Phi_\beta$  fluxes to be equal for a thin-shell atmosphere, because the linear extents of the thin-shell areas swept by equal angles at Super-K always will be proportional, and the linear distances to the thin shells always will be inversely proportional.

Nevertheless, we seek more insight into the details. In Fig. 2, the flux  $\Phi_\beta$  in cone  $\beta$  will be assumed given by downward decay events  $B$  inversely proportional to density  $\delta(h)$  of the atmosphere. After some figuring, using orthogonal components  $\alpha_1$  and  $\alpha_2$  to define a rectangular-based pyramid approximation to the differential circular cone angle  $\alpha$  in Fig. 2, and likewise for  $\beta$ , we get an expression for up-down bias, assuming isotropic scattering in the atmosphere,

$$bias_{iso} \equiv \frac{\Phi(\alpha)}{\Phi(\beta)} = \frac{\int_{\alpha_1} d\alpha_1 \int_{\alpha_2} d\alpha_2 \int_{r_{up}^{\min}}^{r_{up}^{\max}} dr (\sin \alpha_1) \left( \delta((r + D^{\min} - 2R) \cos \alpha_2) \right)^{-1}}{\int_{\beta_1} d\beta_1 \int_{\beta_2} d\beta_2 \int_{r_{down}^{\min}}^{r_{down}^{\max}} dr (\sin \beta_1) \left( \delta((r + D^{\min}) \cos \beta_2) \right)^{-1}}, \quad (2.4)$$

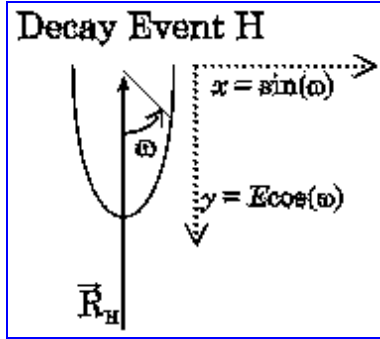
in which we may set the greatest likely decay altitude to a conservative  $D^{\max} = 50$  km ( $5 \cdot 10^4$  m), which is consistent with a low value from [5\*]. We also assume Super-K, which is located inside a mountain, to be  $D^{\min} = 100$  m above the average base of the atmosphere. In distance  $r$  from Super-K, then,  $r_{up}^{\min} = 2R + D^{\min} = (2 \cdot 6.4 \cdot 10^6 + 10^2)$  m; we also have, then,  $r_{up}^{\max} = 2R + D^{\max} = (2 \cdot 6.4 \cdot 10^6 + 5 \cdot 10^4)$  m;  $r_{down}^{\min} = D^{\min} = 100$  m; and,  $r_{down}^{\max} = D^{\max} = 50$  km =  $5 \cdot 10^4$  m.

We see that (2.4) represents purely a geometric ratio, again having nothing to do with particle kinematics or detector energy sensitivity. Taking equal observation cones  $\alpha = \beta = \eta$  on a diameter of the Earth, and using the exponential atmosphere as in (2.3), we may evaluate (2.4) easily. The cone angle integrals on  $\alpha_1$  and  $\beta_1$  drop out when the angles are equal, and the  $\cos \eta$  terms may be neglected in the exponential-atmosphere density terms, allowing the second angle integrals to drop out, too. The result,

$$bias_{iso} = \frac{\int_{r_{up}^{\min}}^{r_{up}^{\max}} dr [\delta(r + D^{\min} - 2R)]^{-1}}{\int_{r_{down}^{\min}}^{r_{down}^{\max}} dr [\delta(r + D^{\min})]^{-1}}, \quad (2.5)$$

again shows the same linearity as was evident in Fig. 2.

The only parameter missing from (2.5) is that of the scattering profile of the cosmic



**Figure 3. Distortion of a sphere to represent forward scattering with anisotropy  $E$ .**

particles. To describe the forward-scattering intensity, we may write the equation of a circle (sphere) centered on the event  $H$  and then distort it by stretching it along a radius  $R_H$  of the Earth, as in Fig. 3, with the eccentricity parameter  $E$ . Symmetry about  $R_H$  makes the signs of the angles unimportant.

We obtain our result then by expressing  $\omega$  in terms of  $\alpha_2$  and modifying Eq. (2.5); the bias numerator gains a scattering-intensity term so that,

$$\Phi_{up} = \int_{\alpha_2} d\alpha_2 \int_{r_{up}^{\min}}^{r_{up}^{\max}} dr [\delta(r + D^{\min} - 2R)]^{-1} I(\alpha_2); \quad (2.6)$$

and likewise for the bias denominator. Using Fig. 3 to specify the intensity function, we may write,

$$bias_{aniso} = \frac{\Phi_{up}}{\Phi_{down}} = \frac{\int_{\alpha_2} d\alpha_2 \int_{r_{up}^{\min}}^{r_{up}^{\max}} dr [\delta(r + D^{\min} - 2R)]^{-1} (\sin^2 \alpha_2 + E^2 \cos^2 \alpha_2)^{\frac{1}{2}}}{\int_{\beta_2} d\beta_2 \int_{r_{down}^{\min}}^{r_{down}^{\max}} dr [\delta(r + D^{\min})]^{-1} (\sin^2 \beta_2 + E^2 \cos^2 \beta_2)^{\frac{1}{2}}}. \quad (2.7)$$

However, once again, the integration over equal cone angles would make all angle terms drop out, and the scattering profile would make no difference.

The only relevant parameters therefore are angle of observation and distance of the detector from the detected atmospheric scattering event. There seems to be no way that the ratio over equal observation angles can depart from the ratio determined by the cosmic particle decay event probabilities  $P_N$ , for example,  $P_{\nu_\mu}/P_{\nu_e}$ , unless there is allowed some factor nonlinear with observation angle or distance.

Therefore, any theory explaining the observed deficit must postulate a nonlinearity in observation angle or in distance.

## ***2.2 Two Nonlinearities***

### **2.2.1 Distance**

#### **2.2.1.1 oscillations**

[outline of usual formula derivation; nonlinear function]

#### **2.2.1.2 decay**

[nonlinear, at least by square-law twice]

### **2.2.2 Angle**

#### **2.2.2.1 refractive (elastic) scattering**

[nonlinear change of direction of momentum vector?]

#### **2.2.2.2 inelastic scattering**

[nonlinear transfer of momentum to the medium (Earth)]

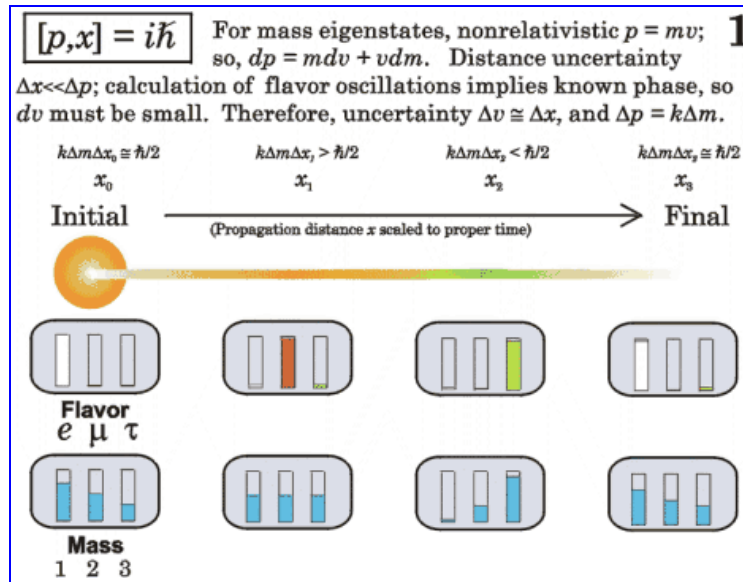
### 3. Neutrino Oscillation Observations

#### 3.1 Source - Detector Distances

##### 3.1.1 Oscillation phase must be well defined

If just momentum or energy were conserved, we could assume one of them constant, and let  $v$  (or  $v^2$ ) vary inversely with mass expectancy. But both are conserved for a free particle, which leads to the  $v$  and  $v^2$  paradox (below). So, for a free particle, if  $m$  varies, then we should assume  $v$  doesn't. Therefore the oscillation phase can be well defined (within quantum uncertainty), because with  $v$  not varying much, the mass expectancy may change accurately according to theory (calculated) distance.

Along these lines of reasoning, the more relativistic the neutrino, the more the mass determines the kinematics, because of the Lorentz scaling of mass (but not of velocity).



### 4. Vacuum Oscillation Theory

#### 4.1 Usual: Based on Analogy to CKM

As in [8\*], Chapter 7, ignoring time-evolution and viewing the problem strictly in terms of distance  $x$  from the neutrino initial (creation) point, we write the flavor state as a function of detector distance  $x$  in terms of the mixing matrix  $\vec{V}$  and the mass state (mass-eigenstate state vector):

$$\vec{f}(x) = \vec{V} \cdot \vec{m}(x), \text{ with } m_j(x) \equiv \psi_j(x) |m_j\rangle; \text{ or,} \quad (4.1.1)$$

$$\begin{pmatrix} f_e \\ f_\mu \\ f_\tau \end{pmatrix}(x) = \begin{bmatrix} V_{e1} & V_{e2} & V_{e3} \\ V_{\mu1} & V_{\mu2} & V_{\mu3} \\ V_{\tau1} & V_{\tau2} & V_{\tau3} \end{bmatrix} \cdot \begin{pmatrix} m_1 \\ m_2 \\ m_3 \end{pmatrix}(x) = \begin{bmatrix} V_{e1} & V_{e2} & V_{e3} \\ V_{\mu1} & V_{\mu2} & V_{\mu3} \\ V_{\tau1} & V_{\tau2} & V_{\tau3} \end{bmatrix} \cdot \begin{pmatrix} \psi_1(x)|m_1\rangle \\ \psi_2(x)|m_2\rangle \\ \psi_3(x)|m_3\rangle \end{pmatrix}. \quad (4.1.2)$$

We note that the mass expectancy,  $\langle m_j(x)|m_j(x) \rangle$ , as a function of distance, is what is supposed to cause observation of the atmospheric muon neutrino deficit as a change in flavor expectancy according to formula (4.1.1). Formulas for mixing as a function of distance have been derived in terms of the mass eigenstate squared-mass difference,  $\Delta m_{ij}^2 = |m_i^2 - m_j^2| = |\langle m_i(x)|m_i(x) \rangle - \langle m_j(x)|m_j(x) \rangle|$ . We note here that because the variance of a difference of random variables is equal to the variance of the sum, the Heisenberg uncertainty involved in a mass difference is not different in any essential way from the uncertainty in the mass state, as above.

A few examples of (4.1.2):

For no mixing and therefore no oscillation,

$$\begin{pmatrix} f_e \\ f_\mu \\ f_\tau \end{pmatrix}(x) = \begin{bmatrix} V_{e1} & 0 & 0 \\ 0 & V_{\mu2} & 0 \\ 0 & 0 & V_{\tau3} \end{bmatrix} \cdot \begin{pmatrix} m_1 \\ m_2 \\ m_3 \end{pmatrix}(x); \text{ or, equivalently,} \quad (4.1.3)$$

$$\begin{pmatrix} f_e \\ f_\mu \\ f_\tau \end{pmatrix}(x) = \begin{bmatrix} 1 & 0 & 0 \\ 0 & 1 & 0 \\ 0 & 0 & 1 \end{bmatrix} \cdot \begin{pmatrix} m_1 \\ m_2 \\ m_3 \end{pmatrix} \Rightarrow |\vec{f}\rangle = |\vec{m}\rangle. \quad (4.1.4)$$

For maximal mixing [8\*, (7.50)],

$$\begin{pmatrix} f_e \\ f_\mu \\ f_\tau \end{pmatrix}(x) = \begin{bmatrix} 1 & -1 & -1 \\ 1 & e^{2\pi i/3} & e^{4\pi i/3} \\ 1 & e^{4\pi i/3} & e^{2\pi i/3} \end{bmatrix} \cdot \begin{pmatrix} m_1 \\ m_2 \\ m_3 \end{pmatrix}(x). \quad (4.1.5)$$

For an exact analogy to Cabibbo-Kobayashi-Maskawa (CKM) quark mixing [9\*, (2.16)],

$$\begin{pmatrix} f_e \\ f_\mu \\ f_\tau \end{pmatrix}(x) = \begin{bmatrix} 0.98 & 0.22 & 0.003 \\ 0.22 & 0.97 & 0.04 \\ 0.008 & 0.04 & 0.99 \end{bmatrix} \cdot \begin{pmatrix} m_1 \\ m_2 \\ m_3 \end{pmatrix}(x). \quad (4.1.6)$$

## 4.2 Superposition

### 4.2.1 Difference between Superposition and Interaction

Simple, coherent, Young-type superposition has to be stretched to be applied to neutrinos, which are supposed to propagate as trios of mass eigenstates not confined to

short distances. This is because of the small source aperture relative to propagation distance.

**Young-type Superposition of Amplitudes:** **2**

Massless Heisenberg:  $4\pi\Delta p\Delta x \geq h \Rightarrow 4\pi\Delta(hv)\Delta x \geq h \Rightarrow 4\pi\Delta x \geq \Delta\lambda$ .

Let  $r_\theta - r \equiv \Delta r = \sqrt{r^2 + \Delta x_i^2} - r \Rightarrow r = (\Delta x_i^2 - \Delta r^2)/(2\Delta r)$ .  
 Then,  $r = \Delta x_i^2/2\Delta r - \Delta r/2$ . The second term will be negligible, so  $r \equiv \Delta x_i^2/2\Delta r$ , and  $\Delta r \equiv \text{Heisenberg } \Delta x \geq (\text{some limit}) \Rightarrow r < (\text{that limit})$ .

Call  $\Delta\lambda = 10^{-7}$  m for visible light. Then  $\Delta r \geq 10^{-8}$  m; so, for slit spacing  $\Delta x_i = 10^{-3}$  m, we get approximately  $r < 50$  m. For a  $E = 1 \text{ GeV}/c^2$  neutrino with classical deBroglie wavelength  $hc/E$ ,  $\Delta r \equiv 10^{-17}$  m, making  $r < 5 \cdot 10^{10}$  m for the same slit spacing.

**Oscillatory Superposition of Eigenstates:** **3**

In the classical massless case,  $r \equiv \Delta x_i^2/2\Delta r$ , with  $\Delta x_i \equiv 10^{-17}$  m (range of weak force); so, from the deBroglie  $\Delta\lambda$  of a  $1 \text{ GeV}/c^2$  atmospheric neutrino, we would get  $r < 5 \cdot 10^{-18}$  m.

For a free particle with a known velocity, the massive Heisenberg uncertainty is,  $4\pi\Delta p\Delta x \geq h \Rightarrow 4\pi\Delta(mv)(\Delta x) \geq h \Rightarrow \Delta r \equiv \Delta x \geq h/(4\pi v\Delta m)$ . Letting  $v \rightarrow c$ ,  $r < (\Delta x_i^2 \cdot 4\pi c \Delta m)/(2h) \Rightarrow r < c^2 \Delta m \Rightarrow r < \sim 5 \cdot 10^{-11} \Delta m \text{ m}$ , for  $\Delta m$  near the Lorentz-invariant mass uncertainty in  $\text{eV}/c^2$ .

For rest mass  $m > 0$ ,  $v$  cannot reach  $c$  relativistically; but, we may write approximately,  $r < 5 \cdot 10^{-11} \gamma \Delta m \text{ m}$ . So, to put  $r$  near the  $6 \cdot 10^3$  m diameter of the Earth,  $\gamma \cong 10^{17}$ ,  $v \cong c\sqrt{1 - 10^{-34}} \Rightarrow \Delta m^2 \cong 10^{-16} \text{ eV}/c^2$ , a relativistic rest mass that seems very low. What is wrong?

So, we end up with a problem because of the short range that the weak force is believed to have. If the hypothetical three neutrino mass eigenstates propagated as though a single particle, rather than as a field superposition, this problem would not arise, because we could allow the field to be unbound, and to superpose its elementary components, only very close to the final interaction point.

### 4.3 Free Propagation

Requirements are:

- nonvirtuality (eigenstates must be real particles, not virtual)
- binding interaction, for nonelementary particles (ignored in osc theory)
- conservation of energy, momentum, and therefore mass

Contrast the quark sector, in which the particles never are free. Quarks always are bound in a local field, by gluon exchange (strong force) and photon exchange (coulomb force).

#### 4.3.1.1 $\nu$ and $\nu^2$ paradox

**4**

A freely propagating relativistic particle obeys  $E^2 = (pc)^2 + (mc^2)^2$ .

Energy is conserved, so,  $(k_{\text{energy}})^2 = (mc)^2((v\gamma)^2 + c^2) = m^2((v\gamma)^2 + c^2)c^2$ .

Momentum is conserved, so,  $(k_{\text{momentum}})^2 = (mv\gamma)^2 = m^2(v\gamma)^2$ .

Therefore, because virtuality is not allowed for free particles, mass is conserved, and no observation is possible showing an effect depending on a change in mass expectancy as a function of free propagation distance.

For oscillation, we must invoke the Heisenberg Uncertainty Principle to allow the mass-vector expectancy to change during flight; only this way can we perform a CKM-like computation of a change in flavor expectancy as a function of distance in vacuum.

The uncertainty is not in the eigenvector weight amplitude, but in the mass; so, in the previous,  $k = 1$  and  $\Delta m \Delta x_i \rightarrow \hbar/2$ .

#### 4.3.1.2 Uncertainty Principle not valid--commutator

**5**

But, it's worse! We need A to permit oscillation; however, oscillation to a calculated flavor implies B.

**Energy uncertainty in final-state neutrino, from [p,x]**

**Energy uncertainty from  $mv^2$  and [p,x]**

(Excluded, by energy conservation at  $\langle m \rangle$  during oscillation)

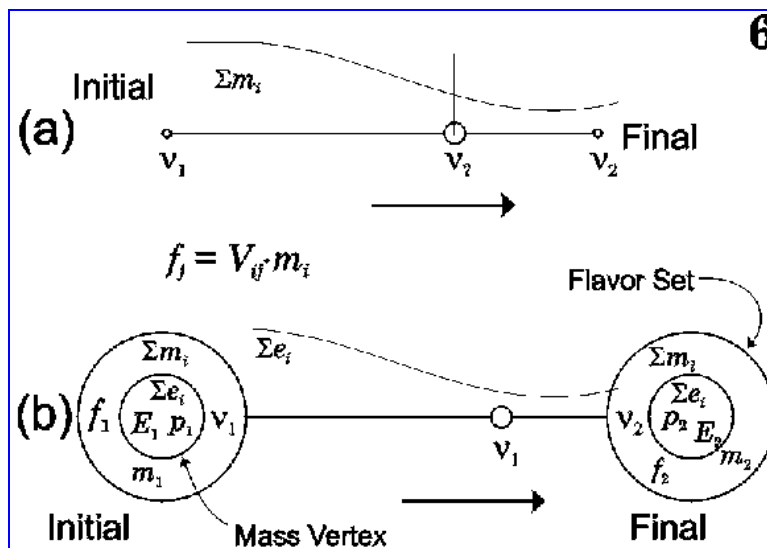
So, we have a contradiction; and, CKM-like oscillations can not occur for free particles.

## 5. Vacuum Oscillation Theory, Revised

### 5.1 Based on proper-time energy progression

- Neutrinos have energy substructure
- Neutrinos are massive
- Neutrino oscillations involve energy eigenstates

### 5.2 Neutrino initial and final interactions have substructure



### 5.3 Most of Usual Expression of Mixing data is Preserved

[show translation to mix-angle vs.  $\Delta m$  phase space]

Note: This paper shows that any of the usual theories for neutrino oscillations have to be more complicated than expected. Therefore, it somewhat weakens the argument that neutrinos might be massive.

## 6. References ([\*] to be renumbered)

- [1] P. E. Kraght, "Atmosphere (Earth)", p. 216 in D. M. Considine, Ed., *Van Nostrand's Scientific Encyclopedia* (5th ed.), Van Nostrand Reinhold, San Francisco, 1976.
- [1\*] S. Kasuga, "Observation of a small  $v_\mu/v_e$  Ratio of Atmospheric Neutrinos in Super-Kamiokande by the Method of Particle Identification, Doctoral Thesis, University of Tokyo, 1998. KEK Preprint Archives, U. Tokyo.
- [2\*] M. Shiozawa, Measurements of Atmospheric Neutrinos in the Super-Kamiokande Detector, June 1998. KEK Preprint Archives, U. Tokyo.

- [3\*] Y. Koshio, Recent Results from Super-Kamiokande, KEK preprint, Fig. 5 (1998-03-05).
- [4\*] P. Lipari, T. Stanev, and T. K. Gaisser, Geomagnetic Effects on Atmospheric Neutrinos, *arXiv*, astro-ph/9803093 (1998).
- [5\*] T. K. Gaisser and T. Stanev, Pathlength Distributions of Atmospheric Neutrinos, *arXiv*, astro-ph/9708147 (1997).
- [6\*] T. K. Gaisser, et al, Comparison of Atmospheric Neutrino Flux Calculations at Low Energy, *arXiv*, hep-ph/9608253 (1996).
- [7\*] Y. Ne'Eman and Y. Kirsch, *The Particle Hunters* (2nd ed) p. 123. New York: Cambridge University Press (1996).
- [8\*] C. W. Kim and A. Pevsner, *Neutrinos in Physics and Astrophysics*, Chapter 7. Chur, Switzerland: Harwood Academic Publishers (1993).
- [9\*] Y. Nir, "Flavor Physics and CP Violation", *arXiv*, hep-ph/9810520 (1998).