

modeling study on the validity of a possibly simplified representation of proteins

Jun Wang and Wei Wang

National Laboratory of Solid State Microstructure and Physics Department, Nanjing University, Nanjing 210093, China
(November 11, 2018)

The folding characteristics of sequences reduced with a possibly simplified representation of five types of residues are shown to be similar to their original ones with the natural set of residues (20 types or 20 letters). The reduced sequences have a good foldability and fold to the same native structure of their optimized original ones. A large ground state gap for the native structure shows the thermodynamic stability of the reduced sequences. The general validity of such a five-letter reduction is further studied via the correlation between the reduced sequences and the original ones. As a comparison, a reduction with two letters is found not to reproduce the native structure of the original sequences due to its homopolymeric features.

PACS numbers: 87.10+e

I. INTRODUCTION

Protein folding is a well known complicated and highly cooperative dynamic process due to the heterogeneity in proteins (e.g., see Refs. [1–3] and references therein). Much effort has been made by considering minimalist models with a few types of amino acid residues to simplify the natural set of residues (of 20 types) for better physical understanding [4–9] and practical purposes [10–12]. In these models the compositions are much simpler than the real ones. The simplest reduction is the so-called hydrophobic and polar ones with only two groups of residues (each group including some types of residues) by considering the main driving force, the hydrophobicity [4–9]. Furthermore, these two groups actually are simplified as two effective monomers or letters, namely H and P, which is known as the HP model [4]. The studies of such a model enable people to understand some fundamental physics and mechanism of protein folding. However, as argued in a number of studies (see [13] and reference therein), the HP model may be too simple and lacks enough consideration on the heterogeneity and the complexity of the natural set of residues, such as the interactions between the residues [5,6,14]. Moreover, the minimal sets of residues for protein design suggested by biochemical experiments [10–12] seem unfavorable to those with only two types of residues since a small number of types obviously introduces the homopolymeric degeneracy. What is the suitable simplification for natural proteins, or how many types of residues are necessary for reproducing some useful structures and for a simplified representation of protein sequence characteristics? These are not well understood.

Recently, Riddle and et al. made an exciting approach to the problems mentioned above experimentally [12]. By using combinatorial chemistry along with a screening strategy, they searched and found out a subset of the natural amino acids that can be used to construct a well-ordered protein-like molecule consisting of β -sheets. This subset contains five amino acids [12], namely, isoleucine,

alanine, glycine, glutamic acid and lysine, which are simply represented as I, A, G, E and K [15]. Although about 30% of the residue sites in some of their sequences are not encoded by the five-letter palette, rather than by nine other types of residues, the sequence complexity of the protein is largely simplified. These uncoded sites are due to their direct involvement in binding a proline-rich signal peptide. [if the binding was compromised, the protein would not show up in the screening array [5,12].] They also found that subtractions of the five-letter code to a three-letter one may destroy the structural rebuilding. As argued by Wolynes [5], this experiment shows the possibility of simplification for the protein sequence complexity, and that some complexity with five-letter code, but not three-letter code, might be still needed based on the landscape ideas. This experiment extends the search for minimal solution of the simplified representation of complex protein architecture. However, it is not clear whether the suggested 5-letter code is valid in general and feasible for elucidating characteristics of real proteins with 20 kinds of amino acids. That is, is the 5-letter code based on a specific protein generally workable for other natural proteins?

In this work, we address the questions mentioned above at the level of a lattice model with some contact-potential-form interactions. Based on the statistical and the kinetic characteristics of the folding, and on the thermodynamic stability of the ground states of some reduced sequences, we study the validity of two reductions, namely one with the five-letter palette I, A, G, E and K [12] and the other composed by two types of amino acids as an example of HP-like model. We find that the five-letter reduced sequences display similar native structural features and folding kinetic behavior to the optimal 20-letter ones. Differently, for the two-letter case, our results show its deficiency to act as a good reduction for general representation of proteins. The five-letter reduction may be a suitable description for simplifying the sequences complexity of 20-letter model chains which may relate to the natural proteins. A detailed analysis on correlation between the sequences with 20-letters and their five-letter

substitutes shows the source of such validity of the five-letter code.

II. MODELS

In general, a successful reduction implies that an original sequence with 20 types of residues can be represented by a new sequence with fewer types. The reduced sequence should have the main statistical and structural characteristics, as well as the kinetic accessibility, as that of the original one, such as the basic residue components of the original sequence, the ground state or the native conformation, etc [7,9,16,17]. That is, after the reduction, not only should the statistical characteristics of the energy spectrum (the existence of a large ground state gap) be maintained, but also the folded structure should be kept the same as that of the original one (see Fig.1). Such a reduction is regarded as a good one. Nevertheless, if the energy gap is diminished, or the ground state of the reduced sequence is degenerate (or deviates from that of the original one), the thermodynamic stability and the kinetic characteristics are altered. Consequently, the reduction is believed to be a bad one. Therefore, to explore the validity of simplified reduction means to verify it being a good one or not.

Let us start by considering a model protein which is assumed to be a chain with connected residues in a cubic lattice (Fig.2a). A self-avoided arrangement of the model chain on the lattice is generally noted as a structure or conformation of the model protein. The conformation of the model chain is characterized by the set $\{\mathbf{r}_i\}$, the spatial position of the i -th residue in the chain, and its sequence by $\{s_i\}$, the set of various types of residues assigned along the chain. An example of such a chain is shown in Fig.2(a), with $s_1 = V$, $s_2 = P$, and $s_3 = V$, and so on, and the chain length is $L = 27$, i.e., 27 residues. The energy of the chain is determined by its sequence and conformation,

$$E(\{s_i\}, \{\mathbf{r}_i\}) = \sum_{i>j}^L B(s_i, s_j) \Delta(\mathbf{r}_i, \mathbf{r}_j), \quad (1)$$

where $B(s_i, s_j)$ is the contact potential between the i -th residue (with residue type s_i) and the j -th residue (with residue type s_j), and the function $\Delta(\mathbf{r}_i, \mathbf{r}_j) = 1$ when the i -th and the j -th residues are spatial, not sequential, neighbors and $\Delta(\mathbf{r}_i, \mathbf{r}_j) = 0$ otherwise. To study the reduction, a number of such sequences, say $N = 100$, made of the natural set of amino acids with 20 letters are all well optimized to a same native structure [the one shown in Fig.2(a)] using the methods proposed by Shakhnovich et al [18,19]. All these sequences are referred as “original” ones. These original sequences then are reduced according to a pre-selected five-letter reduction scheme as follows [14]: group-I (with residues C, M, F, I, L, V, W and Y), group-II (A, T and H), group-III (G and

P), group-IV (D and E) and group-V (S, N, Q, R and K), with a representative residue for each group as I, A, G, E and K, respectively. That is, an original sequence is reduced into a sequence of five-letters by substituting (or replacing) each letter with its representative letter. In such a reduction, 20 types of residues are divided into five groups according to their interaction characteristics (following the Miyazawa and Jernigan (MJ) matrix [20]). Each group contains some residues which interact with others in a similar way [14]. For example, group-I includes all the hydrophobic residues, and the other four contain the residues with polar features. Obviously, this five-group simplification takes into account of more heterogeneities for the protein, and also considers more detailed differences between the polar residues than the two-letter HP model [5,14]. Then we take Baker’s 5-letter alphabet, I, A, G, E and K, as the best representative letters for five groups based on a physical reason, but not an arbitrary choice (A more detailed description and discussion see Ref. [14,21]).

The procedure to reduce the original sequences to two-letter cases is similar as above. Here, we consider group H including residues C, M, F, I, L, V, W and Y, and group P including the rest [4,6], and we pick the residues I and A as the representatives of group H and P , respectively. Some other choices, such as I and E, are also checked. It is found that these choices give out basically the same results.

III. RESULTS AND DISCUSSIONS

Does the reduced sequence with five letters have the same folded native structure as that of the original one shown in Fig.2(a)? Let us make a statistics on the ratio of successful reduction (RSR), for the reduced sequences. Because of the main attractive feature of the MJ interaction matrix [20], the native state generally has a structural motif with the form of maximally compact structure. Besides, for the 27-mer model chain we studied, the compact conformations are generally understood as the $3 \times 3 \times 3$ cube-shape structures [19,22–24]. Thus, the statistics on the RSR can be found out by enumerating all possible compact structures in the case of a $3 \times 3 \times 3$ lattice [8]. Interestingly, almost 86 reduced sequences (out of 100) with five-letters are “foldable” since they have unique ground states. Among the foldable sequences, 74 keep the same native structure of the original sequences, termed as “folded”, and 12 have different folded states, termed as “ground states deviation” [see Fig.2(b)]. This means that this five-letter strategy basically reproduces the original native structure with RSR of 74%. In addition, there are 14 sequences that do not have unique ground states, termed “unfoldable”.

As a comparison, the RSR is also evaluated for the HP reduction. It is found that there are a few foldable sequences, namely, three reduced sequences (out of 100)

but with “ground states deviation”. That is, these three sequences fold to unique ground states which are different from that of the native state of the original sequences, i.e., the RSR is 0. However, the existence of the unique ground states basically coincides with the result in Ref. [7] where there is only 4.57% of the sequences having unique ground states. Physically, it results from the homopolymeric degeneracy as argued in Ref. [5] and found in other lattice simulations [25]. The biochemical experiments also approve this deficiency, since it is found that two types of residues are far insufficient for the rebuilding of four-helix bundle proteins in protein engineering experiments and in de novo designs [10,11].

Differently, the five-letter case is quite good in overcoming the homopolymeric tendency. The similarity between the five-letter case and the 20-letter case with a large value of RSR indicates the validity of the five-letter strategy in simplifying the natural proteins. It is noted that the selection of the optimal original sequences and their native structures is rather arbitrary without any bias on interactions and compositions. Several studies on some other sequences with different native structures present similar results, which further implies that this five-letter reduction scheme is universal for different structures. Therefore, the simplified depiction of the Riddle et al.’s five-letter substitutes may catch basically the physics of natural proteins in their structures.

What kinetic characteristics then do the five-letter sequences show? These are further studied by the standard lattice Monte Carlo simulations [23,24]. The thermodynamic quantities, such as heat capacity C_v of the model chains, are calculated based on the histogram algorithm over a collection of samples of conformations [23,26]. In our simulations, the native structures found in the above enumerations over various compact structures are checked. It is found that the checked structures have uniquely minimal energies and frequently appear in the sampling for these structures. These ensure the thermodynamic stability and kinetic accessibility. It approves their characteristics as native structures found in our enumerations. Therefore, the statistics on the RSR based on these kinetic Monte Carlo simulations shows basically the same value five-letter reduction as that obtained by enumerations. Similar results have also been obtained for the HP reduction.

Furthermore, we use the foldability $\sigma = |T_\theta - T_f|/T_\theta$ proposed by Klimov and Thirumalai [9] as an indicator of the kinetic characteristic for the system. Here T_θ indicates the temperature corresponding to the peak of heat capacity of a model chain, and T_f marks the structural transition to the well-ordered native structure during the folding processes, which corresponds to the maximum of the fluctuation of structural overlap function $\chi(T)$ [9]. A small σ is generally related to a fast folding with few kinetic traps. On the other hand, a large σ (≈ 1) may result in many competitive local minima, and in this case a protein can not fold in a biologically relevant time scale. Thus, the factor σ is argued as a criterion of the foldabil-

ity [9] although there is a controversy on its definition [13]. The correlation between the factor σ and folding ability has been illustrated in many cases (see Ref. [27] and references therein). Here, we use the factor σ to characterize the foldability of our model chains. Note that we do not monitor the actual folding time of the model chains in our simulations, and our following discussions on kinetics depend on the presumed relationship between the kinetics and thermodynamics, i.e., the foldability σ proposed in Ref. [9]. A relevant discussion on such a relationship is recently made by Dinner *et al* [28].

We then calculate the foldability σ for the original sequences and their five-letter and two-letter substitutes, respectively (see Fig.3, the solid circles). One can see that for the five-letter substitutes the foldability is $\sigma = 0.46$ which is smaller than 0.6, a critical value of slow folding sequences [9]. This suggests that the native state is accessible kinetically for the five-letter reduction, and shows the similar dynamics of two kinds of sequences, namely, the original ones and the reduced ones. Differently, for the two-letter case the foldability is $\sigma \simeq 1$ much larger than 0.6, which means little kinetic accessibility of its native structure. In addition, some independently optimized sequences (i.e., some 20-letter sequences optimized with the five-letter or two-letter alphabet, respectively) are also studied. The values of σ are found to be 0.25 and 0.75 for the five-letter and two-letter sequences, respectively, which shows clearly the improvement of the kinetic accessibility [9] due to the optimization for each sequence. Moreover, a similar exponential decreasing tendency can be seen (see Fig.3, the open diamonds). As a result, both exponential tendencies of decrease clearly imply the validity of a five-letter strategy.

It is worth noting that in our simulations, a large number of extended conformations are explored, not only the most compact conformations within the $3 \times 3 \times 3$ cubic lattice. These kinetic folding simulations may be important for the case of longer chains since the non-compact conformations have more effects on the folding features of the model proteins [13]. Fortunately, the competition of non-compact structure as a native candidate may not be so serious in our case (see the remarks at the end of this sections). Certainly, for a more realistic and detailed study, we may need to make more extensively kinetic folding simulations on longer chains, which deserves further work. However, we may believe that the basic physics is the same because many main characteristics of the folding have been found from the lattice model of proteins previously [2–9].

Now, let us discuss the correlation between the original sequences with 20-letter code and their substitutions with five-letter code. As we all know, there is m^L possible sequences for the proteins with m types of residues and length L . Can the optimized part of 20^L sequences be successfully mapped to 5^L substitutes as mentioned above? To answer this question, we make a detailed analyses on the sequence set $S_{20}^0 = \{S_{20}^1, S_{20}^2, S_{20}^3, \dots\}$ in which all their substitutes with the five-letter reduction

are the same, i.e., a single sequence S_5^0 . We randomly select a number of compact structures, say 50, from the five-letter spectrum as targets for design, i.e., optimizing the sequences S_{20}^0 to lower energy [18,19].

In practice, from a sequence S_5^0 , we produce a number of sequences $S_{20}^1, S_{20}^2, \dots, S_{20}^{30}$, randomly following the reduction scheme. That is, each of I,A,G,E, and K is randomly substituted by a residue belonging to its corresponding group, e.g., A by A, T, or H randomly. Then for a certain target structure, we process the design for such a sequence S_{20}^i by randomly exchanging their positions of two residues which belong to the same group (keeping the five-letter reduced sequence S_5^0 unchanged). The new sequence is accepted when the energy increment $\Delta E < 0$, otherwise accepted with a probability $P = \exp(-\Delta E/T)$ with $T = 0.1$. Until 10^7 new sequences are reached, the optimized sequence is found out for which its energy is the lowest one. The target is designable if its energy is the lowest one, otherwise undesignable.

We find three cases: 1) Undesignable compact structures (UDS): Some compact structures never do become the native states of the set S_{20}^0 even after very long time optimization and very slow annealing (see Fig.4). 2) Designable compact structures with small energy gaps for their ground states (DSSG): some compact structures are designable and the related sequences fold exactly into these structures. However, the energy gaps above their ground states are quite small, generally less than 0.5 (see Fig.4). According to the features of the protein energy spectrum, such small energy gaps result in an unstable ground state [3], and also many traps in the energy landscape [2,3]. Thus these proteins may fold rather slow and may be unstable in their folded states. 3) Designable compact structure with large energy gaps for their ground states (DSLGS): there exists a specific compact structure, namely, the native structure of the sequence S_5^0 . Taking it as a design target, the designed sequences, from all of S_{20}^0 , not only fold to it, but also have large energy gaps and show good foldability (see Fig.4). This implies that a set of optimal sequences S'_{20} that have the same five-letter reduced sequence shows stable folding and is included in the set S_{20}^0 , $S'_{20} \in S_{20}^0$. Thus, if two optimized sequences S_{20}^i and S_{20}^j have the same 5-letter reduced sequence S_5^0 , they will behave the same in folding behavior as that of S_5^0 . [If sequences with 20 letters are optimized without the condition of keeping S_5^0 unchanged (see the preceding discussions), most of the optimized sequences (about 74%) will have the same folding behavior after the substitution (see Fig.2(b))]. In other words, the complexity of the sequences S_{20}^0 can be simplified via the reduction since both the S_5^0 sequence and S_{20}^0 sequences behave almost the same in the aspects of folding kinetics and folded structure. Thus by the reduction the sequence space (with 20 letters) can be reduced to many sets, and each set has a single five-letter sequence and a favorable native structure. In this level, the correlation of multiple-to-one between a set of 20-letter sequences

and a five-letter sequence is well established and ensures the similarity of two sequence spaces. Finally, it is noted that other five-letter reductions do not present such simplification from the original sequences, and have a small (large) value of $RSR(\sigma)$ since they are not the best representative letters for groups [14].

Finally, let us remark on our modeling study. It is argued that the enumerations over only the compact structures are questionable for searching the native state of a lattice chain [13,25]. Indeed, this is true for the usual HP model (with $E_{HH} = -1$ and $E_{HP} = E_{PP} = 0$) [4] and that used by Li, et al. (with $E_{HH} = -2.3$, $E_{HP} = -1$, and $E_{PP} = 0$) [7]. In those models, there are some binding interactions between residues, such as $E_{PP} = 0$, that are as weak as that between a residue and solvent molecules. This may mean that there is little difference in energies between the compact structures and the non-compact ones in those models [13], which introduces some limits in enumeration analysis. However, the interactions for our chains, not only for 20-letter chains, but also for the five-letter cases and two-letter cases, are taken from the MJ matrix directly, which has an obvious attraction between any pairs of residues. Thus, there is a large energy penalty for the extended structures with fewer bonds, i.e., an energy bias towards maximally compact structure. It improves the stability of the compact structures in our analysis. This makes our search for the native structures by enumerations over the set of compact structures feasible. In addition, the lattice chains with 27 monomers are shorter than those analyzed in Ref. [25]. As a result, we believe that in our cases the determination of the native structures based on the enumerations over compact structures is appropriate, though there is a mixing between the energy spectrum (the energy levels above the native state) of the compact structures and those of the non-compact structures, which may affect the kinetic properties. In practice, the native structures obtained by enumerations in our work are verified by the Monte Carlo kinetic simulations. That is, for our cases, especially the five-letter chains, we have not found any other states with lower energy than the native structures during very-long-time simulations. Besides, using enumeration over compact structures is more effective than the kinetic simulations, which enables us to make an extensive search over the sequence space on the structural rebuilding problem, as interested in our work.

IV. SUMMARY

In this work, the five-letter code for simplification of proteins suggested by Riddle et al. [12] is found to be valid not only keeping the features of the energy spectrum but also reproducing the native structure of the sequences with the natural set of residues. The kinetic resemblance between the sequences composed with 20 letters and five-letters also implies a similarity of their funnel character-

istic. This illustrates that the lattice model of proteins with natural set of residues can be re-constructed with a smaller set of residues, maybe five types of residues. Thus our study suggests that the five-letter code can act as a suitable simplification considering more heterogeneity of the model proteins, and may encode the main information for model proteins. In addition, since that the folding kinetics in real proteins and lattice models is believed to be similar in many aspects [2,3,7], our simulations on the lattice chains may provide some understanding on the simplification of real proteins. As a comparison, the unfavorable reductions with two types of residues may indicate that the proteins with a natural set of residues are too complex to be simplified by the two-letter representations. That is, the minimal solution of protein simplification could not be as simple as the HP models, at least in lattice level. This actually coincides with the conclusion in several protein design experiments [10,11,29]. Finally, we note that an exact and detailed grouping of residues for the simplification representation of proteins still needs more theoretical and experimental explorations.

V. ACKNOWLEDGMENTS

* W.W. acknowledges support from the Outstanding Young Research Foundation of the National Natural Science Foundation of China (Grant No. 19625409). We thank C. Tang for a critical reading of the manuscript. The numerical simulations in this work were done on the SGI Origin 2000 in the National Laboratory of Solid State Microstructure, Nanjing University.

-
- [1] R. Elber, *Recent Developments in Theoretical Studies of Proteins* (World Scientific Publishing, Singapore, 1996); T. E. Creighton, *Protein Folding* (Freeman, NY, 1992), Chapter 4.
 - [2] K. A. Dill and H. S. Chan, *Nat. Struct. Biol.* **4**, 10 (1997).
 - [3] P. G. Wolynes, J. N. Onuchic, and D. Thirumalai, *Science* **267**, 1619 (1995).
 - [4] K. F. Lau and K. A. Dill, *Macromolecules* **22**, 3986 (1989); H. S. Chan and K. A. Dill, *ibid.* **22**, 4559 (1989).
 - [5] P. G. Wolynes, *Nat. Struct. Biol.* **4**, 871 (1997).
 - [6] H. Li, C. Tang and N. S. Wingreen, *Phys. Rev. Lett.* **79**, 765 (1997).
 - [7] H. Li, R. Helling, C. Tang and N. S. Wingreen, *Science* **273**, 666, (1996).
 - [8] E. I. Shakhnovich and A. M. Gutin, *J. Chem. Phys.* **93**, 5967 (1990).
 - [9] D. K. Klimov and D. Thirumalai, *Phys. Rev. Lett.* **76**, 4070 (1996); T. Veitshans, D. K. Klimov & D. Thirumalai, *Folding Des.* **2**, 1 (1997).
 - [10] L. Regan and W. F. Degrad, *Science* **241**, 976 (1988).

- [11] S. Kamtekar, J. M. Schiffer, H. Xiong, J. M. Babik and M. H. Hecht, *Science* **262**, 1680 (1993).
- [12] D. S. Riddle, J. V. Santiago, S. T. BrayHall, N. Doshi, V. P. Grantcharova, Q. Yi and D. Baker, *Nat. Struct. Biol.* **4**, 805 (1997).
- [13] E. I. Shakhnovich, *Curr. Opin. Struct. Biol.* **7**, 29 (1997).
- [14] Jun Wang and Wei Wang, *Nat. Struct. Biol.* **6**, 1033 (1999).
- [15] C. K. Mathews and K. E. Holde, *Biochemistry* (Benjamin Cummings, New York, 1996), Chap. 5.
- [16] V. Pande, A. Grosberg and T. Tanaka, *J. Chem. Phys.* **103**, 9482 (1995).
- [17] M. Vendruscolo, A. Maritan and J. Banavar, *Phys. Rev. Lett.* **78**, 3967 (1997).
- [18] E. I. Shakhnovich, *Phys. Rev. Lett.*, **72**, 3907 (1994).
- [19] E. I. Shakhnovich and A. M. Gutin, *Proc. Natl. Acad. Sci. USA* **90**, 7195 (1993).
- [20] S. Miyazawa and R. Jernigan, *J. Mol. Biol.* **256**, 623 (1996).
- [21] H. S. Chan, *Nat. Struct. Biol.* **6**, 994 (1999).
- [22] A. Sali, E. I. Shakhnovich and M. Karplus, *Nature* **369**, 248 (1994).
- [23] N. D. Socci and J. N. Onuchic, *J. Chem. Phys.* **103**, 4732 (1995).
- [24] N. Socci and J. Onuchic, *J. Chem. Phys.* **101**, 1519 (1994).
- [25] K. Yue, K. Fiebig, P. Thomas, H. S. Chan, E. I. Shakhnovich and K. A. Dill, *Proc. Natl. Acad. Sci. USA* **92**, 325 (1995).
- [26] A. M. Ferrenberg and R. H. Swendsen, *Phys. Rev. Lett.* **61**, 2635 (1988);
- [27] D. Thirumalai and D. K. Klimov, *Curr. Opin. Struct. Biol.* **9**, 197 (1999).
- [28] A. R. Dinner, V. Abkevich, E. Shakhnovich and M. Karplus, *Proteins: Struct. Func. Genet.* **35**, 34 (1999).
- [29] K. W. Plaxco, D. S. Riddle, V. Grantcharova and D. Baker, *Curr. Opin. Struct. Biol.* **8**, 80 (1998).

Fig.1. Sketchy view of the reduction. For the optimal sequences, S_{20}^1 , S_{20}^2 and so on, with 20 types of residues, there exist large ground state gaps for their native structures in the energy spectrum. A good reduction should retain similar spectrum features and keep the native structures (see Substitute I). A bad reduction diminishes the energy gap above ground state, and the original native structure is not located on lowest energy level.

Fig.2. (a) A target of folding, and an original optimized sequence of $L=27$ residues (with 20 types) and its five-letter and HP substitutes. (b) Ratio of successful reduction RSR for 100 original optimized sequences and its five-letter and two-letter (HP) substitutes. The “folded”, “ground state deviation” and “unfoldable” are defined in the text. The interactions between the five letters I, A, G, E and K, and those between the two letters I and A (or I and E) follow the MJ matrix. The results are the same for those two two-letter cases.

Fig.3. Foldability σ versus type number of the reduction based on the Monte Carlo simulations. The solid circles indicate the case of direct substitutes for 50 original optimized sequences, and the open diamonds for 50 random sequences optimized with the five-letter or two-letter alphabet. The interactions are described in Fig.2.

Fig.4. Statistics of design. (a) The ratio of successful folding to the target (RSF). For each target, RSF is obtained by averaging over 30 runnings of optimization; (b) Δ_1 , ground state gaps averaged over all 30 runnings of optimization (including the unique and degeneracy ground states). (c) Δ_2 , ground state gaps averaged only over the unique ground states. The interactions are described in Fig.2. The marked positions indicate designs for different structures(see the text).

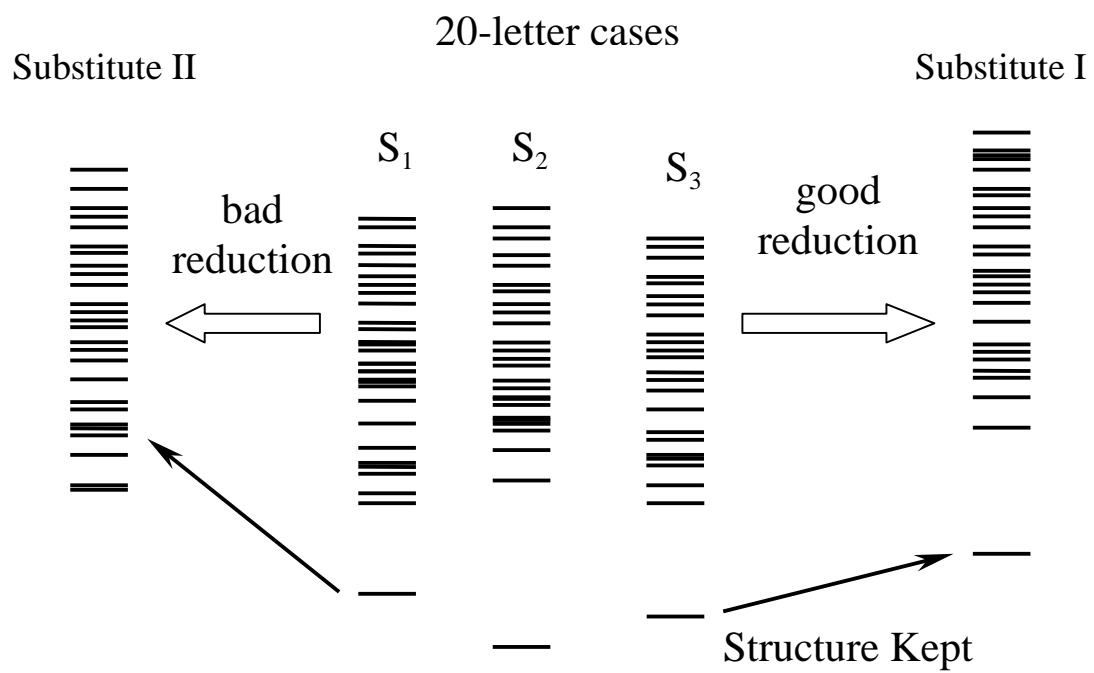


Figure 1.
 By Jun Wang and Wei Wang
 In “Validity...”

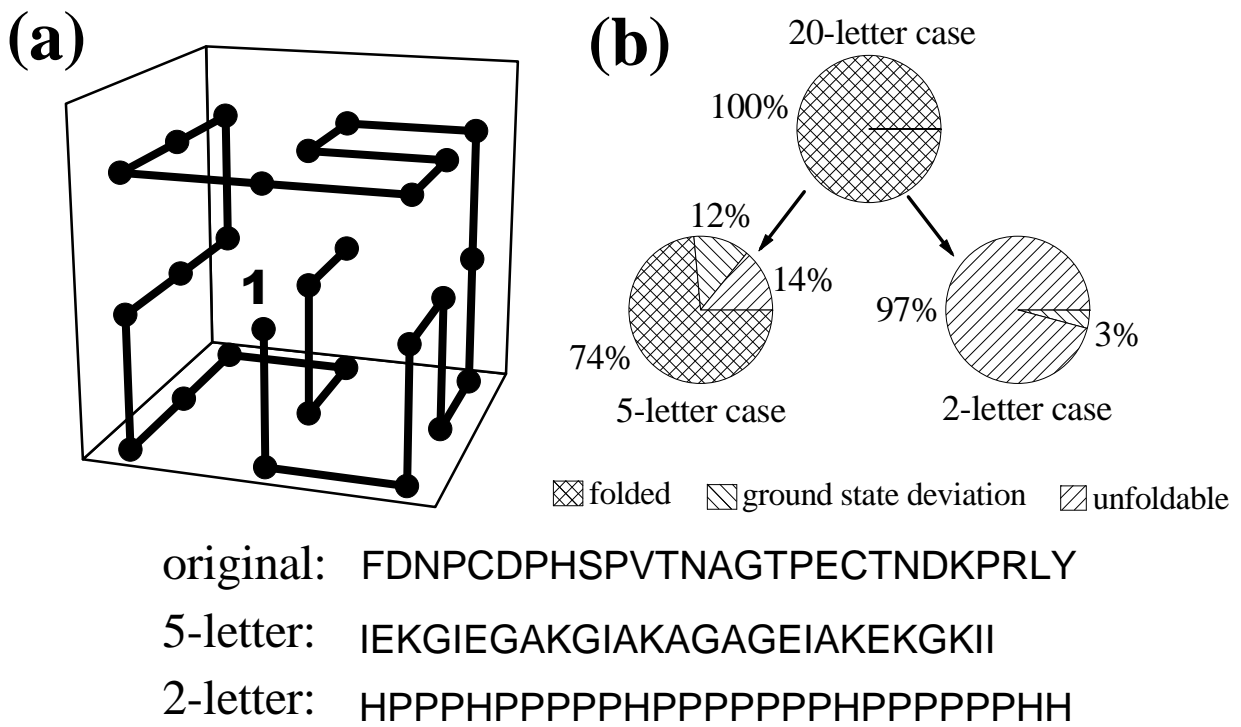


Figure 2

By Jun Wang and Wei Wang

In "Validity ..."

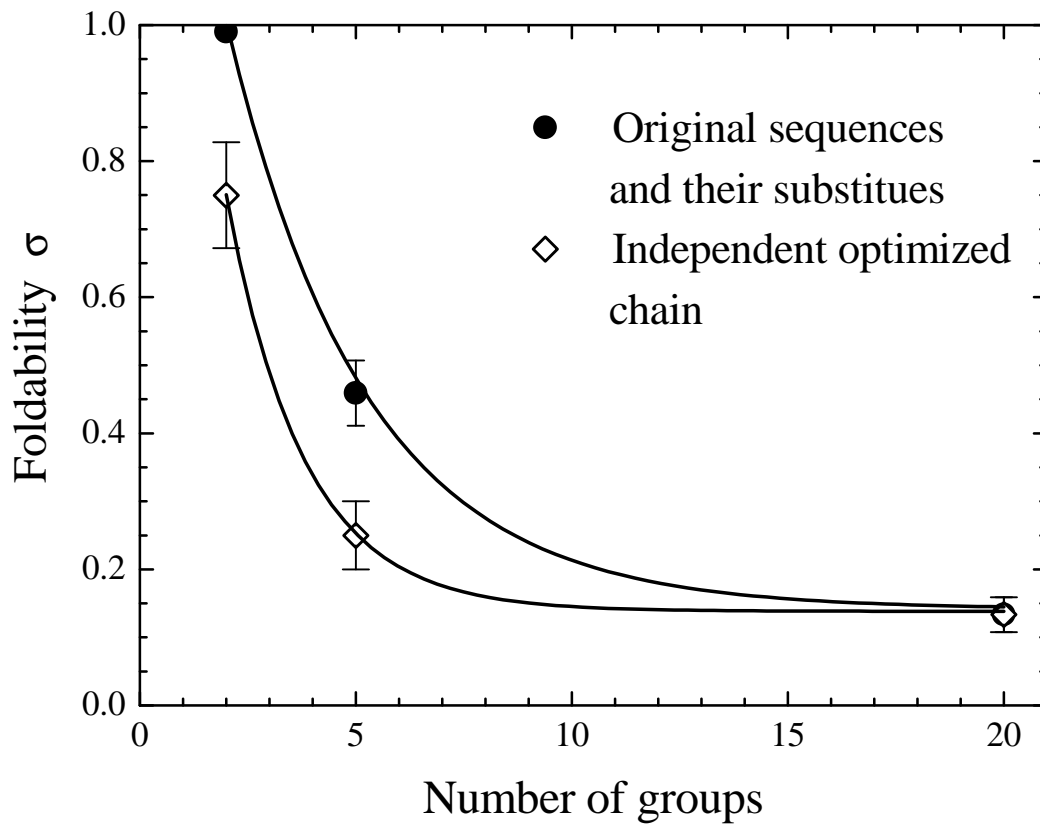


Figure 3

By Jun Wang and Wei Wang
in "Validity ..."

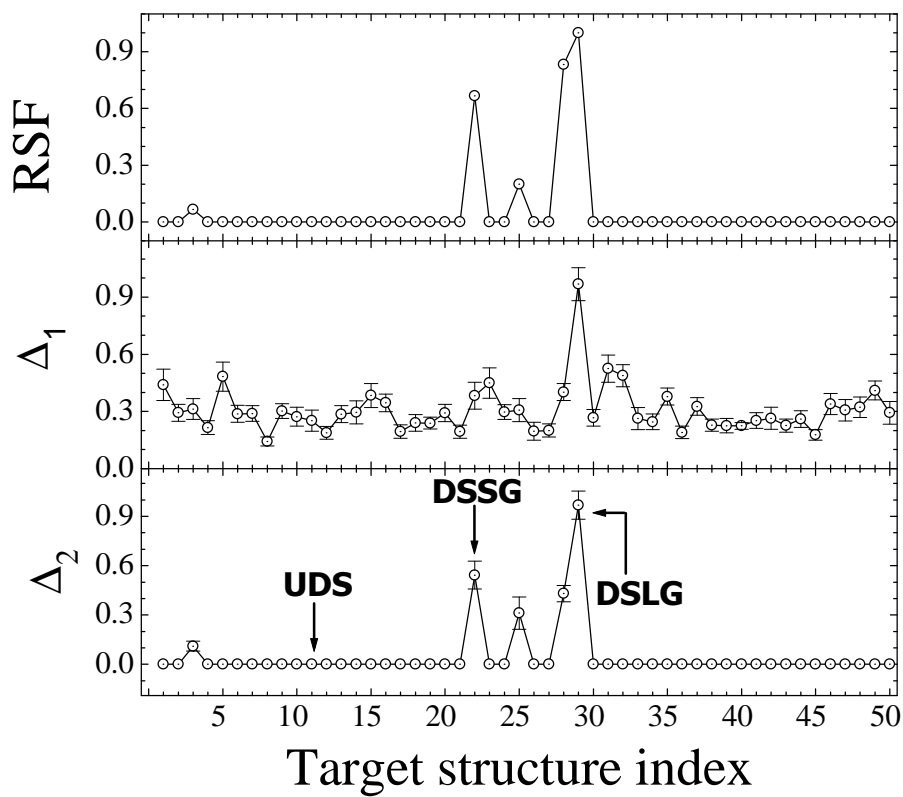


Figure 4

By Jun Wang and Wei Wang
in "Validity ..."