

Waveguides induced by Optical Vortices

Andreas H. Carlsson^{1,2}, Johan N. Malmberg^{1,2}, Elena A. Ostrovskaya², Tristram J. Alexander²,
Dan Anderson¹, Mietek Lisak¹, and Yuri S. Kivshar²

¹ *Department of Electrodynamics, Chalmers University of Technology, S-412 96 Göteborg, Sweden*

² *Optical Sciences Centre, Research School of Physical Sciences and Engineering
Australian National University, Canberra ACT 0200, Australia*

We study linear and nonlinear waveguides induced by optical vortex solitons in a self-defocusing Kerr medium. Both fundamental and first-order modes are analyzed, as well as the cases of effectively defocusing and focusing nonlinearity for a guided mode. Our results also apply to a model unifying superconductivity and antiferromagnetism based on SO(5) group with the solutions describing a superconducting vortex with an antiferromagnetic core [see R. MacKenzie and J.M. Cline, *cond-mat/9905287*], and the recently observed vortices in two-component Bose-Einstein condensates [M.R. Matthews et al, *Phys. Rev. Lett.* **83**, 2498 (1999)].

Vortex solitons are stationary self-trapped beams carrying a phase singularity - a nonlinear analog of wavefront dislocations [1]. Such nonlinear localized structures were first introduced for superfluids, but the same objects appear in many other fields including optics [2]. One of the possible applications of spatial optical solitons is to induce stable non-diffractive steerable waveguides in a bulk medium that can guide and direct another beam creating a reconfigurable all-optical circuit. Similarly, optical vortices may have a number of different potential applications already demonstrated experimentally in trapping small particles [3] or waveguiding [4].

In spite of many theoretical [5,6] and experimental [7] results on the induced waveguides created by bright and dark solitons in planar structures, waveguiding properties of optical vortex solitons have not been studied in detail, yet. Preliminary numerical results [8,9] indicate that many of the vortex waveguiding properties should be similar to planar dark solitons. In this Letter we carry out a systematic analysis of the waveguides created by vortex solitons, including their linear and nonlinear waveguiding properties and the effect of focusing nonlinearity on a guided mode.

We consider the stationary evolution of two incoherently coupled beams with the frequencies ω_1 and ω_2 propagating in a bulk, weakly nonlinear optical medium. Evolution of the slowly varying beam envelopes E_1 and E_2 is described by the normalized equations [10]

$$\begin{aligned} i\frac{\partial E_1}{\partial z} + \Delta_{\perp} E_1 - (\eta^{-1}|E_1|^2 + \sigma|E_2|^2)E_1 &= 0, \\ i\kappa\frac{\partial E_2}{\partial z} + \Delta_{\perp} E_2 - \gamma(\eta|E_2|^2 + \sigma|E_1|^2)E_2 &= 0, \end{aligned} \quad (1)$$

where Δ_{\perp} is the transverse Laplacian, $\kappa = k_2/k_1$, and $\eta = \omega_2^2/\omega_1^2$. The field amplitudes and the propagation distance z are measured in the units of $k_1(n_0|n_2|)^{1/2}$ and $k_1 n_0$, respectively, where $k_1 = 2\pi/\lambda_1$ is the propagation constant of the beam with the frequency ω_1 , n_0 is the linear refractive index, and n_2 characterizes the optical Kerr

effect, a local instantaneous intensity-dependent change of the refractive index, $\Delta n = n_2|E|^2$.

Equations (1) describe two different physical situations: interaction of beams of two different frequencies (parameters κ and η are arbitrary) and the interaction of two orthogonally polarized beams of the same frequency (when $\eta = \kappa = 1$). We assume that the beam E_1 exhibits defocusing nonlinearity, whereas the beam E_2 exhibits either defocusing ($\gamma = +1$) or focusing ($\gamma = -1$) nonlinearity, the latter may occur for two orthogonally polarized beams in a photorefractive medium [11].

The positive coupling constant σ measures the relative strength of cross- and self-phase modulation effects. In general, the value of σ depends on the physical nature of nonlinearity and the anisotropy of the medium. For linearly polarized beams in a Kerr-type material with a non-resonant electronic nonlinearity and cubic anisotropy, we have $\sigma = 2(2\chi_{xxyy} + \chi_{xyyx})/3\chi_{xxxx}$, χ_{ijkl} being the elements of the third-order susceptibility tensor. In isotropic materials $\chi_{xxxx} = 2\chi_{xxyy} + \chi_{xyyx}$, thus $\sigma = 2/3$ and $\sigma = 2$ for linearly and circularly polarized beams, respectively. Other values of σ are also possible [12].

We assume that the envelope E_1 carries a single-charged vortex on a nonvanishing background field $|E_1| = E_0$, whereas the field E_2 is spatially localized, and it describes either the fundamental or first-order mode guided by the vortex. Then, we look for radially symmetric solutions in the form:

$$\begin{aligned} E_1 &= \eta^{1/2} E_0 u(R) e^{-iE_0^2 z} e^{\pm i\varphi}, \\ E_2 &= \eta^{-1/2} E_0 v(R) e^{-i(\lambda/\kappa)E_0^2 z} e^{im\varphi}, \end{aligned} \quad (2)$$

where $R = \sqrt{x^2 + y^2}$ and $m = 0, \pm 1$. The coupled equations for the normalized real functions u and v become

$$\begin{aligned} \Delta_r u - \frac{1}{r^2} u + u - [u^2 + (\sigma/\eta)v^2]u &= 0, \\ \Delta_r v - \frac{m^2}{r^2} v + \lambda v - \gamma[v^2 + \eta\sigma u^2]v &= 0, \end{aligned} \quad (3)$$

where $\Delta_r \equiv d^2/dr^2 + (1/r)d/dr$ is the radial part of the Laplacian, and $r = RE_0$. The family of composite solitons formed by a vortex, u , and its guided mode, v , is described by a single parameter - the propagation constant λ . For $v^2 \ll 1$, the second equation of Eqs. (3) becomes a linear eigenvalue problem with an effective potential. For $\gamma = +1$, the potential is *attractive*, and it may support spatially localized solutions - *guided modes*, each of them appearing at a certain cutoff value of λ . For $\gamma = -1$, the potential is *repulsive* (“anti-waveguiding case”), and no guiding is possible in the linear limit.

When the amplitude of the guided mode grows, i.e. in a nonlinear waveguiding regime [6], we should consider the full system (3) to find numerically its localized solutions with the asymptotics: $u \rightarrow 1$ and $v \rightarrow 0$ as $r \rightarrow \infty$. There exist different solutions of this type, classified by the order of the guided mode. Below, we consider in detail the case $\eta = 1$.

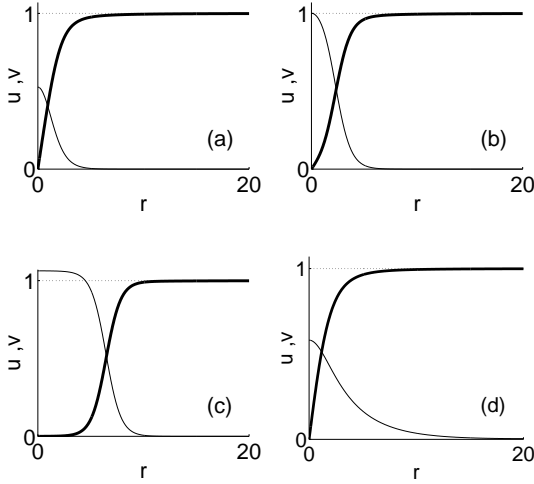


FIG. 1. Fundamental mode guided by a vortex. The absolute values of the amplitudes correspond to the points (a) to (d) shown in Fig. 2, respectively. Parameters are: (a) - (c) $\sigma = 3$, and (d) $\sigma = 0.8$.

Several examples of the coupled-mode solutions for $\gamma = +1$ and $m = 0$, i.e. when the vortex guides a fundamental mode, are shown in Figs. 1(a) - 1(d). The regions of existence of all possible solutions of this type are presented in Fig. 2 on the parameter plane (σ, λ) , where the points (a) to (d) correspond to the profiles shown in Figs. 1(a) - 1(d), respectively.

Close to the cutoff of the fundamental mode (thick curve, Fig. 2), the linear waveguiding regime is valid, since the amplitude of the guided mode is small. Linearizing Eqs. (3) for small v , we obtain the eigenvalue problem

$$\Delta_r v - \frac{m^2}{r^2} v - E v + W(r) v = 0, \quad (4)$$

where the effective potential $W(r) = -\eta\sigma[u^2(r) - 1]$ is defined by the vortex shape, and $E \equiv \eta\sigma - \lambda$. Since the

vortex profile is not known in an explicit form, analytical results for Eqs. (4) are not available. However, an estimate for the guided-mode cutoff can be obtained by a standard variational technique with a simple trial function $v(r) = r^m \exp(-ar^2)$, and the results can therefore be borrowed from the linear waveguide theory.

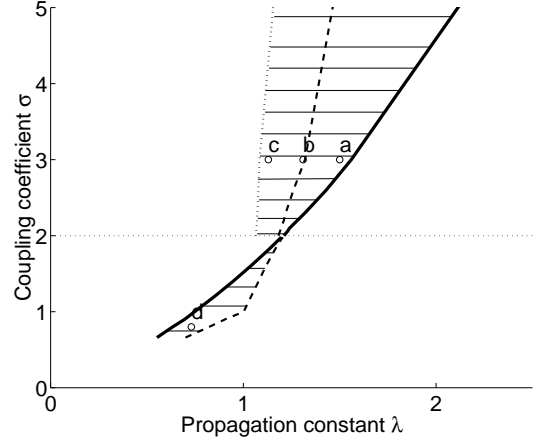


FIG. 2. Existence region (shaded) for the fundamental mode guided by a vortex. Points (a), (b), (c), and (d) correspond to the mode examples shown in Fig. 1.

The properties of the solutions summarized in Fig. 2 are different depending on whether $\sigma < 2$ or $\sigma > 2$. In the latter case, as the value of λ decreases, the amplitude of the guided mode grows [see Figs. 1(a,b)] and the vortex waveguide becomes broader, as in the case of one-dimensional dark solitons [6]. The amplitude of the guided mode reaches the vortex background far from the cutoff (dashed curve, Fig. 2) and goes above the background value before the solution expands and disappears (dotted curve, Fig. 2). Close to this limit the solution corresponds to a type of polarization domain walls [8]. Its expansion with changing λ is very rapid, and hence the border of the existence region (dotted curve, Fig. 2) is determined by the accuracy of numerical integration. For $\sigma < 2$ the scenario is similar as λ increases but the amplitude never reaches the background before the solution disappears on the other border (dashed curve, Fig. 2).

Next, we examine the guiding of the first-order mode by an optical vortex, i.e. we take $m = \pm 1$ in Eqs. (3). The existence region for such solutions is shown in Fig. 3. Note that in the case $\sigma = 1$, Eqs. (3) represent a two-dimensional generalization of a completely integrable one-dimensional Manakov system [13]. Remarkably, waveguiding properties of a two-dimensional “Manakov vortex” resemble those of a one-dimensional Manakov dark soliton. Namely, the induced waveguide is single-moded, and the first-order mode exists only at $\lambda = \sigma = 1$.

Although for $\sigma > 1$ the vortex-induced waveguide is expected to guide higher-order modes, the corresponding composite solitons are likely to be dynamically unstable

at least in the nonlinear regime shown in Fig. 3(b). As λ decreases away from the cutoff, the amplitude of the guided mode grows and the waveguide becomes broader [see Fig. 3(b)] until its shape resembles that of a radially symmetric domain wall [8]. The solution disappears when its localization region is no longer finite.

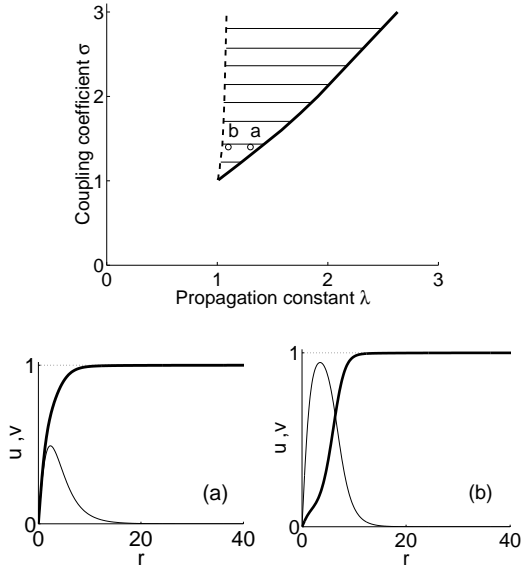


FIG. 3. Existence region (shaded) and two characteristic examples (a,b) for the solutions describing the first-order mode guided by a vortex.

Now, we briefly discuss the case of focusing nonlinearity, i.e. $\gamma = -1$ in Eqs. (1). Although no bound modes of the vortex anti-waveguide can exist in the linear regime ($v \ll u$), the numerical results suggest that for large intensities of the bright component, v , waveguiding is possible. This effect is similar to nonlinear anti-waveguides that provide effective guiding for larger intensities [14].

Our numerical study reveals that in a strongly nonlinear regime, $v > u$, stationary solutions of the form shown in Fig. 4 exist. For a fixed σ , they appear when an absolute value of λ ($\lambda < 0$ for $\gamma = -1$) exceeds a certain threshold value (solid, Fig. 4). Away from this “cut-off”, the amplitude of the bright soliton increases. The stationary solutions describe a self-trapped bright beam that guides a first-order mode at the cutoff.

The case $\eta \neq 1$ is qualitatively similar. For the limit of linear waveguiding, the effective coupling constant changes to $\eta\sigma$ [see Eqs. (3)], and the properties of the vortex waveguide becomes dependent on the frequency ratio.

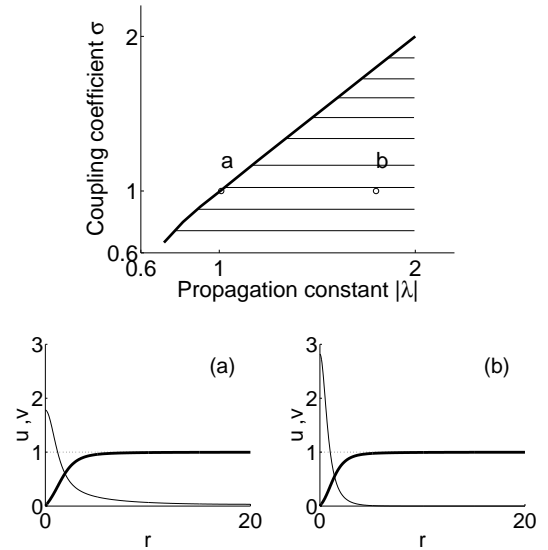


FIG. 4. Existence region (shaded) of coupled soliton states and two examples (a,b) of the vortex anti-waveguide.

At last, we would like to mention that our results may have much broader applicability. For instance, Eqs. (1) appear as a model unifying superconductivity and anti-ferromagnetism based on the group $SO(5)$ [15], and the solutions described above correspond to a superconductivity vortex with an anti-ferromagnetic core. Another application is in the physics of the Bose-Einstein condensates where the vortex states have recently been created experimentally in a mixture of two condensates [16], also being described by Eqs. (1) with the addition of an external potential.

-
- [1] See, Yu. S. Kivshar and B. Luther-Davies, *Phys. Rep.* **298**, 81 (1998), and references therein.
 - [2] See, e.g., L. Pismen, “*Vortices in Nonlinear Fields*” (Oxford University Press, Oxford, 1999).
 - [3] K. T. Gahagan and G. A. Swartzlander, Jr., *Opt. Lett.* **21**, 827 (1996).
 - [4] A. G. Truscott *et al.*, *Phys. Rev. Lett.* **82**, 1438 (1999).
 - [5] M. Shih *et al.*, *J. Opt. Soc. Am. B* **14**, 3091 (1997).
 - [6] E. A. Ostrovskaya and Yu. S. Kivshar, *Opt. Lett.* **23**, 1268 (1998).
 - [7] R. de la Fuente, A. Barthelémy, and C. Froehly, *Opt. Lett.* **16**, 793 (1991); B. Luther-Davies and Y. Xiaoping, *Opt. Lett.* **17**, 496 (1992); M. Morin, G. Duree, and G. Salamo, *Opt. Lett.* **20**, 2066 (1995); J. U. Kang, G. I. Stegeman, and J. S. Aitchison, *Opt. Lett.* **20**, 2069 (1995).
 - [8] M. Haelterman and A. P. Sheppard, *Chaos, Solitons and Fractals* **4**, 1731 (1994).
 - [9] C. T. Law *et al.*, in *QELS’99*, OSA Technical Digest (OSA, Washington DC, 1999), pp. 99-100.

- [10] H. T. Tran, R. A. Sammut, Phys. Rev. A, **52**, 3170 (1995).
- [11] W. Krolikowski, N. Akhmediev, and B. Luther-Davies, Opt. Lett. **21**, 782 (1996).
- [12] R. W. Boyd, *Nonlinear Optics* (Academic Press, London, 1992).
- [13] S. V. Manakov, Sov. Phys. JETP **38**, 248 (1974); for the dark-bright Manakov solitons, see A. P. Sheppard and Yu. S. Kivshar, Phys. Rev. E **55**, 4773 (1997).
- [14] B. V. Gisin and A. A. Hordy, Phys. Rev. A **48**, 3466 (1993).
- [15] R. MacKenzie and J. M. Cline, e-print cond-mat/9905287; S. C. Zhang, Science **275**, 1089 (1997).
- [16] M. R. Matthews *et al.*, Phys. Rev. Lett **83**, 2498 (1999).