

Curvature-induced symmetry breaking in nonlinear Schrödinger models

Yu.B. Gaididei, S.F. Mingaleev

Bogolyubov Institute for Theoretical Physics, 03143 Kiev, Ukraine

P.L. Christiansen

*Department of Mathematical Modelling, The Technical University of Denmark, DK-2800 Lyngby, Denmark
(August 8, 2018)*

We consider a curved chain of nonlinear oscillators and show that the interplay of curvature and nonlinearity leads to a symmetry breaking when an asymmetric stationary state becomes energetically more favorable than a symmetric stationary state. We show that the energy of localized states decreases with increasing curvature, i.e. bending is a trap for nonlinear excitations. A violation of the Vakhitov-Kolokolov stability criterion is found in the case where the instability is due to the softening of the Peierls internal mode.

Nanoscale physical systems such as biological macromolecules, nanotubes, microtubules, vesicles, electronic and photonic wave-guide structures [1–6] are usually objects with nontrivial geometry. The gene transcription is usually accompanied by a local DNA bending [7–9]; the electronic properties of carbon nanotubes drastically depend on their chirality [10]; T-shape junctions were recently proposed [11] as nanoscale metal-semiconductor-metal contact devices. The geometry manifests itself in particular in creation of linear quasi-bound states (see e.g. [12,13]). On the other hand, the competition between nonlinearity and dispersion likewise results into localization of energy. Taken together these two localization mechanisms are competitive and one might expect that the *interplay of geometry and nonlinearity can lead to qualitatively new effects*. An example of *nonlinearity-induced change of the geometry of the system* is found in Ref. [14] where the classical Heisenberg model on a two-dimensional manifold was considered. It was shown that a periodic topological spin soliton induces a periodic pinch of the cylindric manifold.

In this paper we consider nonlinear Schrödinger (NLS) models on a curved one-dimensional manifold and show that the competition between curvature and nonlinearity leads to a qualitatively new effect: *curvature-induced symmetry breaking for non-topological solitary excitations*. This effect is inherent for both continuum and discrete NLS models. We start with the discrete NLS equation

$$i \frac{d}{dt} \psi_n + \sum_m J_{nm} \psi_m + |\psi_n|^2 \psi_n = 0 \quad (1)$$

which describes a system of coupled nonlinear oscillators, $\psi_n(t)$ being the complex amplitude at the site n ($n = 0, \pm 1, \pm 2$). In the theory of charge (energy) transfer $\psi_n(t)$ is the wave function of the carriers. The Hamiltonian

$$H = - \sum_n \left\{ \sum_m J_{nm} \psi_n^* \psi_m + \frac{1}{2} |\psi_n|^4 \right\} \quad (2)$$

and the number of excitations (quanta) $N = \sum_n |\psi_n|^2$ are conserved quantities. In Eq. (1) the nonlinear term $|\psi_n|^2 \psi_n$ represents a self-interaction of the quasiparticle (anharmonicity of vibrations). The excitation transfer J_{nm} in the coupling term depends on the distance in the embedding space between the sites n and m : $J_{nm} \equiv J(|\vec{r}_n - \vec{r}_m|)$, where the radius-vector $\vec{r}_n = (x_n, y_n, z_n)$ characterizes the position of the site n on the manifold. The sites are assumed to be equidistantly placed on plane envelope curve (Fig. 1). This model is closely related to the so-called wormlike inextensible chain model [15,16] which is abundantly used in polymer dynamics (see e.g. [17–19]). We consider the properties of nonlinear excitations in the vicinity of a smooth bend where the curve can be modeled by the parabola without loss of generality (as done in Fig. 1): $y_n = \kappa x_n^2/2$ and $z_n = 0$ with κ being the inverse radius of curvature at the bending point. The distance between neighboring sites is assumed to be independent on the curvature κ : $|\vec{r}_{n+1} - \vec{r}_n| = 1$ (inextensibility of the chain). Therefore, the excitation dynamics would not depend on the curvature of the system in the *nearest-neighbor approximation*, when $J_{nm} = J \delta_{n-m, \pm 1}$. In many physical problems, however, the nearest-neighbor approximation is too crude. For example, the DNA molecule contains charged groups, and therefore the vibration-excitation transfer is due to the dipole-dipole interaction decaying with the distance r as $1/r^3$. Effective dispersive interaction between nonlinear layers in nonlinear dielectric superlattices is exponential, $\exp(-\alpha r)$, with the inverse radius α depending on parameters of the lattice (superlattice spacing, linear refractive index and so on) [20]. With this in mind one can see that in general case the number of neighbors available for excitation is larger near the bending point than far away from it. This gives birth, in particular, to an effective double-well potential U (see Fig. 1 and Eq. (3)) which is basically responsible for the effects discussed below.

We investigated both $J_{nm} = J \exp(-\alpha |\vec{r}_n - \vec{r}_m|)$ and $J_{nm} = J |\vec{r}_n - \vec{r}_m|^{-s}$. But in this paper we discuss in detail the first case only. It is known [21] that in the

case of straight line ($\kappa = 0$) such NLS model exhibits (for $\alpha < 1.7$) bistability in the spectrum of nonlinear stationary states. To distinguish these effects from the finite curvature effects we use $\alpha = 2$. We study stationary states of the system $\psi_n(t) = \phi_n(\Lambda) e^{i\Lambda t}$, where Λ is the nonlinear frequency and $\phi_n(\Lambda)$ is the amplitude in the n -th site.

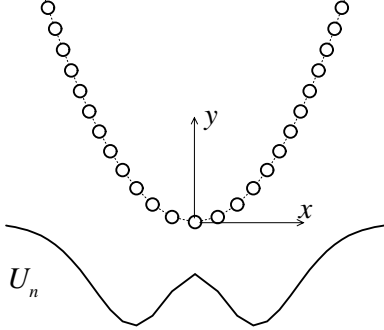


FIG. 1. Curved chain with sites equidistantly placed on a parabola with the curvature $\kappa = 0.5$ at $x = 0$ and corresponding effective double-well potential $U_n = -\sum_m J_{n,m}$

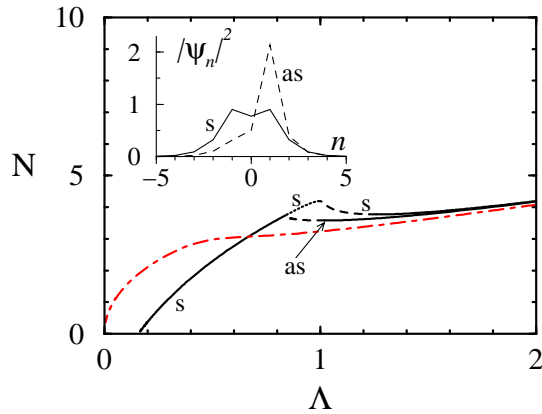


FIG. 2. The number of excitations $N(\Lambda)$ for the straight chain ($\kappa = 0$; dot-dashed line) and curved chain ($\kappa = 3$; solid, dotted, and dashed lines) for $\alpha = 2$ and $J = 6.4$. In the inset shapes of the symmetric (s) and asymmetric (as) stationary states for $N = 3.6$ are shown.

Figure 2 shows N versus Λ obtained numerically for the straight chain and curved chain. Several new features arise as a consequence of the finite curvature:

- *There is a gap* at small Λ in which no localized excitation can exist. This gap originates from the existence of a curvature created *linear two-hump localized mode*. The gap increases when the curvature κ increases.
- There are *two branches of stationary states*: a branch of symmetric localized excitations (s), which exists for all values of N , and a branch of *asymmetric localized excitations* (as), which exists only for $N > N_{th}(\kappa)$. The threshold value $N_{th}(\kappa)$ decreases when κ decreases and vanishes in

the limit $\kappa \rightarrow 0$. The symmetric stationary state has a two-humped shape (evolved from the linear two-hump localized mode) while in the asymmetric state the maximum is shifted either to the left or to the right from the center of symmetry $n = 0$ (see inset in Fig. 2).

- For the symmetric stationary states $N(\Lambda)$ is *non-monotonic* as in Refs. [22,21] for NLS models on the straight chain with the radius of the dispersive interaction above a critical value. Similarly, in the case of curved chain there is an interval of N in which three different symmetric states coexist for each excitation number. Taking into account that for the inverse radius $\alpha = 2$ under investigation there is no bistability in the straight chain (see dot-dashed line in Fig. 2), one may conclude that *bistability is facilitated in the systems with finite curvature*.

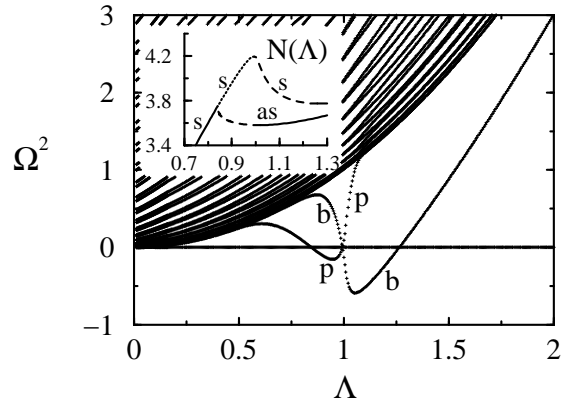


FIG. 3. Spectrum of linear excitations around the symmetric stationary state $\phi_n(\Lambda)$ for $\alpha = 2$, $J = 6.4$ and $\kappa = 3$. There are two internal localized modes: Peierls antisymmetric (p) and breathing symmetric (b). In the inset the dependence $N(\Lambda)$ is shown.

The linear stability of the stationary states is investigated (as it is described in Refs. [23,21]) letting $\psi_n(t) = [\phi_n(\Lambda) + \epsilon_n \exp(i\Omega t)] \exp(i\Lambda t)$ and linearizing Eq. (1) with respect to ϵ_n . By definition the stationary state $\phi_n(\Lambda)$ is linearly stable if $\Omega^2 > 0$. Figure 3 shows the spectrum of linear excitations around the symmetric localized state. We find that there are two localized internal modes: Peierls antisymmetric mode (p) and breathing symmetric mode (b). There are two intervals of instability of the symmetric stationary state: when $0.99 < \Lambda < 1.26$ the instability is due to the breathing internal mode. In this part of the curve $N(\Lambda)$ (dashed line in the inset) $dN/d\Lambda < 0$ and the instability agrees with the Vakhitov-Kolokolov stability criterion [24]. When $0.84 < \Lambda < 0.99$ the stationary state is unstable with respect to the Peierls mode (the corresponding part of $N(\Lambda)$ is marked by the dotted line). In this latter case we observe a violation of the Vakhitov-Kolokolov stability

criterion because this instability interval corresponds to a part of the curve $N(\Lambda)$ where $dN/d\Lambda > 0$ (see Fig. 2).

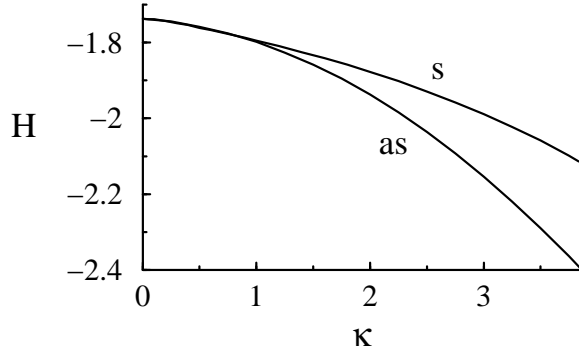


FIG. 4. Energy of symmetric (s) and asymmetric (as) nonlinear excitations versus the curvature κ for $\alpha = 2$, $J = 6.4$, and $N = 4$.

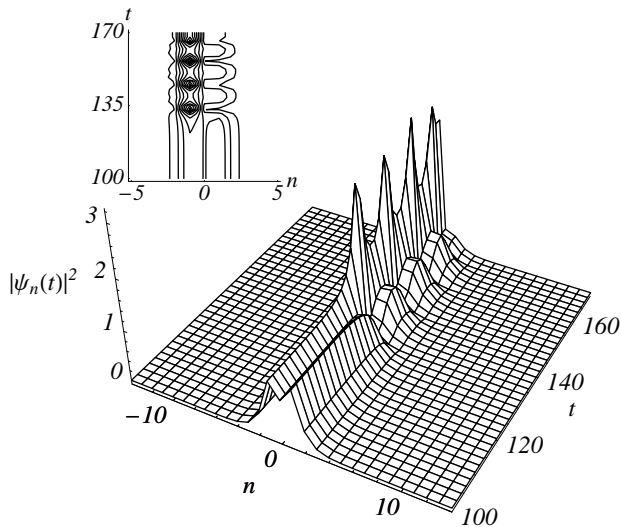


FIG. 5. Switching from the symmetric state to the asymmetric state at $\alpha = 2$, $J = 6.4$, $\kappa = 4$, and $N = 3.96$.

The energy of the symmetric as well as asymmetric localized states is monotonically decreasing function of the curvature (see Fig. 4). Thus, one may expect that the *nonlinear localized excitation may facilitate bending of flexible molecular chain*. For $N > N_{th}(\kappa)$, when symmetric and asymmetric stationary states coexist, the *asymmetric state is always energetically more favorable*. Taking into account that in the linear limit the ground state of the model is symmetric with respect to the center of symmetry $n = 0$ one can conclude that *combined action of the finite curvature and nonlinearity provides the symmetry breaking* in the system. A typical evolution of the curved NLS model in the case when the symmetric stationary state becomes unstable is shown in Fig. 5. One can see that the two-humped initial symmetric state evolves into an asymmetric state with an excited

breathing internal mode.

Apart from the smooth bending we studied the case of the edge: $y_n = |x_n| \tan(\theta)$. Qualitatively the same results were obtained for this case, too.

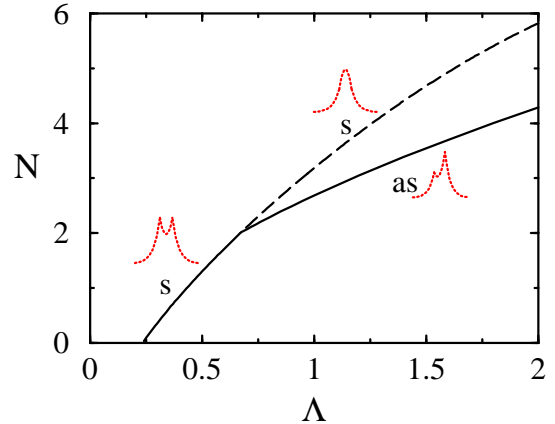


FIG. 6. The dependence $N(\Lambda)$ for symmetric (s) and asymmetric (as) nonlinear excitations in the two-impurity minimal model (4) with $\epsilon = 0.7$ and $a = 1$.

To clarify the physical meaning of obtained results we pass to the continuum limit of Eq. (2) where the Hamiltonian H can be represented as

$$H = \int_{-\infty}^{\infty} \left(\frac{1}{2} L^2(\ell) \left| \frac{\partial \psi}{\partial \ell} \right|^2 + U(\ell) |\psi|^2 - \frac{1}{2} |\psi|^4 \right) d\ell. \quad (3)$$

Here ℓ is the arclength (the continuum analogue of n), $L^2(\ell) = \int_{-\infty}^{\infty} (\ell' - \ell)^2 J_{\ell, \ell'} d\ell'$ is the square of the dispersive length of the excitation, and $U(\ell) = - \int_{-\infty}^{\infty} J_{\ell, \ell'} d\ell'$ is the energy shift due to the coherent interaction. The inverse length $L^{-1}(\ell)$ and attractive potential $U(\ell)$ are generally double-well functions. At the bottom of Fig. 1 the discrete analogue of $U(\ell)$, $U_n = - \sum_m J_{n, m}$, is shown. In the vicinity of the bend there are two symmetric sections of the chain in which the number of neighbors entering into the range of the dispersive interaction, $1/\alpha$, is higher than anywhere else on the chain. In this way a double-well potential structure results. The positions and depths of the wells are determined by the range of the dispersive interaction and the peculiarities of the bending geometry. E.g., in the case of the edge, $y_n = |x_n| \tan(\theta)$, we get for small θ

$$L^2(\ell) \approx \frac{J}{\alpha^3} (4 + ((\alpha^2 |\ell| + 1)^2 + 1)(e^{-\alpha |\ell| \cos(2\theta)} - e^{-\alpha |\ell|}))$$

and $U(\ell) \approx -\frac{J}{\alpha} (2 + e^{-\alpha |\ell| \cos(2\theta)} - e^{-\alpha |\ell|})$.

It is worth noting that the Hamiltonian similar to Eq. (3) with $U(\ell) \equiv 0$ was introduced in Ref. [25] to study the effects of the DNA bending on breather trapping. The step function dependence of the dispersive length $L(\ell)$ was there postulated. In all cases bending manifests itself as a trap for nonlinear excitations. To obtain an analytical solution of the problem one can approximate $L(\ell)$ by a constant and $U(\ell)$ by two δ -functions. Then we arrive at the following minimal model

$$i \frac{\partial \psi}{\partial t} + \frac{\partial^2 \psi}{\partial \ell^2} + \epsilon(\delta(\ell - a) + \delta(\ell + a))\psi + |\psi|^2 \psi = 0, \quad (4)$$

where the parameter ϵ is the depth of the well. Introducing into Eq. (4) the stationary state ansatz $\psi(\ell, t) = \phi(\ell) \exp(i\Lambda t)$ we find that the corresponding nonlinear eigenvalue problem can be easily reduced to an algebraic one. The results of the analytical consideration are shown in Fig. 6. The stationary state (s) is unique and symmetric for small number of quanta N . But when the number of quanta exceeds some critical value there are two stationary states: symmetric (s) and asymmetric (as), with the asymmetric state being energetically favorable. Thus, similarly to the original model, the minimal model demonstrates a symmetry breaking effect (localization in one of the wells).

We conclude that in the NLS model the interplay of curvature and nonlinearity leads to the symmetry breaking when the asymmetric stationary state becomes energetically favorable than the symmetric one. We have found that the energy of localized states decreases with the increasing of curvature. One may expect that the nonlinear localized excitation may facilitate bending of a flexible molecular chain. In all cases bending manifests itself as a trap for nonlinear excitations. For the curved NLS model in the case of the physically important dipole-dipole dispersive interaction $J_{nm} = |\vec{r}_n - \vec{r}_m|^{-3}$ qualitatively the same properties are found. Using as an example the Davydov-Scott model [26,27] with the dipole-dipole coupling between sites [28] for the parameters which characterize the motion of the amide-I excitation in proteins (they correspond to $N = 0.64$ in our model) decreasing of the ground state energy due to a trapping by the bending with $\kappa = 1$ ($\kappa = 3$) comprise 10% (46%) of the whole excitation energy. This may be also important for the dynamics of DNA molecule where as was mentioned above the vibration-excitations are described by Eq. (1) with the dipole-dipole dispersive interaction [29]. Finally, a violation of the Vakhitov-Kolokolov stability criterion in the case when the instability is due to the softening of the Peierls internal mode is found.

ACKNOWLEDGMENTS

We thank A.C. Scott for the helpful discussions. Yu.B.G. and S.F.M. would like to express their thanks to the Department of Mathematical Modelling, Technical University of Denmark where the major part of this work was done.

- [1] W. Saenger, *Principles of Nuclear Acid Structure* (Springer-Verlag, Berlin, 1984).
- [2] S. Iijima, *Nature* **354**, 56 (1991).
- [3] R. Bar-Ziv and E. Moses, *Phys. Rev. Lett.* **73**, 1392 (1994); P. Nelson, T. Powers, and U. Seifert, *ibid.* **74**, 3384 (1995).
- [4] *Physics of Amphiphilic Layers*, Eds.: J. Meunier, D. Langevin, and N. Boccaro (Springer-Verlag, Berlin, 1987).
- [5] Y. Imry, *Introduction to Mesoscopic Physics*, (Oxford University Press, New York, 1997).
- [6] *Photonic Band Gaps and Localization*, Ed.: C. M. Soukoulis (Plenum Press, New York, 1993).
- [7] C. Reiss, in *Nonlinear Excitations in Biomolecules*, Ed.: M. Peyrard (Springer, Berlin, Les Editions de Physique, Les Ullis, 1995), p. 29.
- [8] H. Heumann, M. Ricchetti, and W. Werel, *EMBO J.* **7**, 4379 (1988).
- [9] S. K. Burley, *Nature Struct. Biology* **1**, 638 (1994); J. L. Kim, D. B. Nikolov, and S. K. Burley, *Nature* **365**, 520 (1993).
- [10] N. Hamada, S. Sawada, and A. Oshiyama, *Phys. Rev. Lett.* **68**, 1579 (1992).
- [11] M. Menon and D. Srivastava, *Phys. Rev. Lett.* **79**, 4453 (1997).
- [12] G. Kirczenow, *Phys. Rev. B* **39**, 10452 (1989).
- [13] Yu. B. Gaididei, L. I. Malysheva, and A. I. Onipko, *Journ. Phys.-Cond. Matt.* **4**, 7103 (1992).
- [14] R. Dandoloff, S. Villain-Guillot, A. Saxena, and A. R. Bishop, *Phys. Rev. Lett.* **74**, 813 (1995); A. Saxena and R. Dandoloff, *Phys. Rev. B* **55**, 11049 (1997).
- [15] O. Kratky and G. Porod, *Recueil. Trav. Chim.* **68**, 1106 (1949).
- [16] N. Saitô, K. Takahashi and Y. Yunoki, *J. Phys. Soc. Jpn* **22**, 219 (1967).
- [17] K. Kroy and E. Frey, *Phys. Rev. Lett.* **77**, 306 (1996).
- [18] T. B. Liverpool, R. Golestanian, and K. Kremer, *Phys. Rev. Lett.* **80**, 405 (1998).
- [19] Jun-ichi Fukuda, *Phys. Rev. E* **59**, 3275 (1999).
- [20] Yu. B. Gaididei, P. L. Christiansen, K. Ø. Rasmussen, and M. Johansson, *Phys. Rev. B* **55**, R13365 (1997).
- [21] M. Johansson, Yu. B. Gaididei, P. L. Christiansen, and K. Ø. Rasmussen, *Phys. Rev. E* **57**, 4739 (1998).
- [22] Yu. B. Gaididei, S. F. Mingaleev, P. L. Christiansen, and K. Ø. Rasmussen, *Phys. Rev. E* **55**, 6141 (1997).
- [23] J. C. Eilbeck, P. S. Lomdahl, and A. C. Scott, *Physica D* **16**, 318 (1985).
- [24] M. G. Vakhitov and A. A. Kolokolov, *Izv. Vyssh. Uch. Zav. Radiofizika* **16**, 1020 (1973) [*Radiophys. Quantum Electron.* **16**, 783 (1973)].
- [25] J. J.-L. Ting and M. Peyrard, *Phys. Rev. E* **53**, 1011 (1996).
- [26] A.S. Davydov, *Solitons in Molecular Systems* (D.Reidel Publishing Company, Dordrecht-Boston-Lancaster, 1985).
- [27] A. C. Scott, *Phys. Rep.* **217**, 1 (1992).
- [28] L. Cruzeiro-Hansson, *Phys. Lett. A* **249**, 465 (1998).
- [29] S. F. Mingaleev, P. L. Christiansen, Yu. B. Gaididei, M. Johansson, and K. Ø. Rasmussen, *J. Biol. Phys.* **25**, 41 (1999).