

# Determination of the $\pi NN$ Coupling Constant in the VPI/GW $\pi N \rightarrow \pi N$ Partial-Wave and Dispersion Relation Analysis

M.M. Pavan\*

Lab for Nuclear Science, M.I.T., Cambridge, MA 02139

R.A. Arndt

Dept. of Physics, Virginia Polytechnic and State University, Blacksburg, VA 24061

I.I. Strakovsky and R.L. Workman

Dept. of Physics, The George Washington University, Washington, D.C. 20052

(August 26, 2021)

## Abstract

Our extraction of the pion-nucleon coupling constant from  $\pi p$  elastic scattering data is outlined. A partial wave analysis ( $T_\pi < 2100$  MeV) is performed simultaneously with a fixed- $t$  dispersion relation analysis ( $T_\pi < 800$  MeV). The  $\pi NN$  coupling constant  $g^2/4\pi$  is searched to find the best fit. The result  $13.73 \pm 0.01 \pm 0.07$  (first error statistical, second systematic) is found to be insensitive to database changes and Coulomb barrier corrections. This value satisfies important elements of low energy QCD like the Goldberger-Treiman discrepancy, the Dashen-Weinstein sum rule, and chiral perturbation theory predictions of threshold pion photoproduction.

PACS numbers: 13.75.Gx

Typeset using REVTeX

---

\*email: mpavan@mit.edu

## I. INTRODUCTION

In recent times, the pion nucleon coupling constant  $g^2/4\pi$  has remained an illusive parameter. Many groups have worked on the problem using a number of different approaches, yet there is still no consensus on its value to the 1% level. This coupling is a very important *input* parameter in low energy QCD and nuclear physics, hence one requires its value to be determined as precisely as possible. In one example, the Goldberger-Treiman relation [1] connects the  $\pi NN$  coupling constant to the well-known weak interaction and hadronic quantities. The deviation in the relation has important implications [2] in low energy QCD. In another example, the Dashen-Weinstein sum rule [3] connects the coupling constant (via the Goldberger-Treiman discrepancy) to the ratio of the strange and light quark masses. Using this relation and the "textbook" value  $g^2/4\pi = 14.3$ , it has been argued that the large quark condensate assumption of standard chiral perturbation theory may not be valid so that a "generalized" form of the theory may be required [4]. From only these two examples, clearly it is of fundamental importance to pin down  $g^2/4\pi$ .

Our recent partial wave analyses of  $\pi N$  scattering data up to  $T_\pi = 2100$  MeV (latest publication in [5]) have included constraints from a simultaneous fixed- $t$  dispersion relation analysis. Our most recent (preliminary) solution (SM99 [6]) adds the forward "derivative"  $E^\pm$  dispersion relations and the fixed- $t$   $C^\pm$  dispersion relation to our suite of forward  $C^\pm$  and fixed- $t$   $B_\pm$  ("Hüper") dispersion relations. In these dispersion relations, the coupling constant  $g^2$  is an *a priori* unknown parameter. The nucleon pole (Born) term is a well defined quantity, and extracting the coupling constant from the dispersion relation does not involve extrapolations or interpolations. The benefits of using fixed- $t$  dispersion relations to obtain  $\pi N$  scattering parameters like the coupling constant have been extensively discussed by Höhler in [7].

In their influential analysis, Bugg, Carter, and Carter [8] employed the fixed- $t$   $B^+$  dispersion relation (see Eqn. 2) and their own partial wave analysis over a narrow energy range (110-280 MeV) to extract the coupling, obtaining  $g^2/4\pi = 14.3 \pm 0.2$ . The analysis was not *constrained* to satisfy this dispersion relation, so that value is simply what came out of the data via the partial wave analysis. This value was subsequently used in the Karlsruhe analyses, in particular in the

fixed- $t$  dispersion relation analysis of Pietarinen [9] used to constrain the partial wave solution “KH80” [10] from which the same coupling constant (14.3) was “extracted” using the so-called “Hüper” dispersion relation. To our knowledge, no analyses were performed to test whether other values of  $g^2/4\pi$  gave better results i.e. better satisfied dispersion relations, or better fits to data.

In the following, we outline our approach to extracting the pion nucleon coupling constant from the  $\pi N$  scattering data, where unlike previous analyses involving dispersion relations, it is treated as a free parameter to be determined by  $\chi^2$  minimization. We discuss briefly the method in Section II, followed by the results in Section III and some important systematic checks we’ve made in Section III A. We close in Section IV with a summary and some conclusions.

## II. DISPERSION RELATIONS AND THE COUPLING CONSTANT

The multi-energy partial wave analysis part of our analysis procedure has been described in Refs. [11]. This part of the analysis has *no* explicit dependence on the coupling constant  $g^2/4\pi$  and so will not be discussed here. The interested reader is referred to those publications.

The sensitivity to the coupling constant enters through the fixed- $t$  dispersion relations used as constraints to the partial wave analysis. We employ the forward ( $t=0$ ) subtracted  $C^\pm(\omega)$ , and derivative  $E^\pm(\omega)$  dispersion relations, as well as the unsubtracted fixed- $t$  Hüper ( $B_\pm(\nu, t)$ ) and  $C^+(\nu, t)$  dispersion relations. All are implemented from  $20 < T_\pi < 800$  MeV, and the fixed- $t$  relations are also applied over  $-0.3 \leq t \leq 0$  GeV<sup>2</sup>/c<sup>2</sup>. The isovector constraints can be applied to even higher energies, but presently we are having difficulty satisfying the isoscalar  $C^+$  and  $E^+$  dispersion relations at the higher energies. Since above 2100 MeV we employ the imaginary parts from the KH80 analysis [10], and this solution also does not satisfy those isoscalar dispersion relations very well around 1 GeV, the incompatibility of our solution and KH80 may be at the root of this problem. This is still under investigation. The energy range over which the constraints limits the covered momentum transfer range to  $t > -0.3$  GeV<sup>2</sup>/c<sup>2</sup>, which is safely within the region where the partial wave expansion converges [7]. Nonetheless, the kinematic range over which the constraints are applied is entirely sufficient for determinations of the coupling constant

since it spans the  $\Delta$  resonance region which dominates the dispersion integrals, and where there are the most abundant and precise data sets.

In general, a fixed- $t$  dispersion relation relates the real part of the amplitude at some energy to a principal value integral over the imaginary parts at *all* energies, plus a nucleon pole contribution (Born term), and in the case of subtracted relations, an additional *subtraction constant* which is in general energy *independent*. (For the definitive discussion of dispersion relations, see Ref. [7].) This form is demonstrated by the special case of the forward  $C^-(\omega)$  (isovector) dispersion relation in Eqn.1 :

$$Re C^-(\omega) = C^-(\mu) + \left(1 - \frac{\omega}{\mu}\right) C_N^-(\omega) + \frac{2(\omega^2 - \mu^2)}{\pi} \int_{\mu}^{\infty} \frac{d\omega' \omega' Im C^-(\omega')}{(\omega'^2 - \omega^2)(\omega'^2 - \mu^2)} \quad (1)$$

where  $\mu$ ,  $M$  are the charged pion and proton masses,  $\omega = T_{\pi} + \mu$  is the total pion energy,  $\omega_B = \frac{\mu^2}{2M}$  is the (unphysical) pion energy at the nucleon pole,  $C_N^-(\omega) = \frac{\omega \omega_B}{\omega_B^2 - \omega^2} \frac{g^2}{M}$  is the Born term, and  $C^-(\mu) = 4\pi a_{0+}^-(1 + \mu/M)$  is the subtraction constant, with the isovector s-wave scattering length  $a_{0+}^-$ . Refer to Fig. 1 for a graphical depiction of each term in Eqn. 1.

### A. Implementation of Dispersion Relation Constraints.

The  $\pi NN$  coupling constant (appearing in the Born term) and the subtraction constants are *a priori* unknown parameters . Our approach is to treat them as *searched parameters* to be determined by minimizing the  $\chi^2$  goodness-of-fit to the data *and* the dispersion relations. For each dispersion relation the constraint and its  $\chi^2$  is evaluated as follows. First, the coupling constant and all subtraction constants are fixed to some value. With this set fixed, for each iteration in the partial wave analysis, the partial waves are used to determine the principal value integral + Born term + subtraction constant at a number of equally spaced kinematical points ( $\omega$  for forward dispersion relations,  $(\nu, t)$  for fixed- $t$ ) to yield a prediction for the real parts. The real part is then evaluated separately using the partial waves. The difference “ $Re(\text{from PWA}) - Re(\text{from DR})$ ” is then used to correct the real part of the partial waves for the next iteration, and to calculate a  $\chi^2$  using a desired accuracy (presently set such that  $\chi^2/pt. \sim 1$ ) as the “uncertainty”. This procedure is iterated until

the solution converges and a minimum overall  $\chi^2$  (fit to data + dispersion relations) is achieved. This yields the “best” solution corresponding a *particular set* of dispersion relation parameters. The entire analysis is repeated varying these parameters over a multi-dimensional “grid” and the minimum  $\chi^2$  for each of these solutions recorded. It is observed that e.g. the  $\chi^2$  versus  $g^2/4\pi$  curve is a parabola, and so the parameters for the final solution are determined by fitting quadratics (or bi-quadratics to 2-dimensional plots) to these curves and selecting the parameters corresponding to the minimum.

This elaborate procedure has a number of benefits. From it one is able to define a *statistical* uncertainty for  $g^2$  by the variation which changes the overall  $\chi^2$  by 1. A *systematic* uncertainty can be estimated from the constancy of  $g^2$  over the applied kinematic range (“extraction error”), and from the variation is the  $\chi^2$  minimum for the separate contributions of the dispersion relations and each of the three charge channels.

### B. $g^2/4\pi$ from the Hüper and $B^+(\nu t)$ Dispersion Relations

When discussing the coupling constant, two dispersion relations merit special consideration. One is the isoscalar  $B^+(\nu t)$  dispersion relation:

$$\frac{g^2}{M} = \frac{\nu_B^2 - \nu^2}{\nu} \left[ \text{Re } B^+(\nu, t) - \frac{2\nu}{\pi} \int_{\nu_1}^{\infty} d\nu' \frac{\text{Im } B^+(\nu', t)}{\nu'^2 - \nu^2} \right] \quad (2)$$

where  $\nu = \omega + t/4M$  is the “crossing” energy variable,  $\nu_B = (t - 2\mu^2)/4M$  is the energy at the nucleon pole, and  $\nu_1$  is the threshold energy. Written in this unsubtracted form, the coupling constant is the only unknown parameter. Bugg, Carter, and Carter used this dispersion relation [8] and obtained  $g^2$  by inputting in their phase shifts and then “averaging” over a kinematical range ( $\Delta\nu \Delta t$ ) spanning the  $\Delta$  resonance. (Refer to Fig. 6 for an example of this method in our own analysis). This technique should yield a reliable estimate of  $g^2$  since it is well known [12] that the dispersion integral is dominated by the first  $P_{33}(\Delta)$  resonance, and evaluated there it is satisfactorily convergent up to a few GeV (below which there still are abundant data).

The other dispersion relation most useful for determining  $g^2$  is the so-called “Hüper” dispersion relation (see Refs. [7] and [10]):

$$(\nu_B \pm \nu) \left[ \mp \text{Re } B_{\pm}(\nu, t) \pm \frac{\nu}{\pi} \int_{\nu_1}^{\infty} \frac{d\nu'}{\nu} \left( \frac{\text{Im } B_{+}}{\nu' \mp \nu} + \frac{\text{Im } B_{-}}{\nu' \pm \nu} \right) \right] = \frac{g^2}{M} + \tilde{B}(0, t)(\nu_B \pm \nu) \quad (3)$$

where  $\tilde{B}(0, t) = \frac{2}{\pi} \int_{\nu_1}^{\infty} d\nu' \frac{\text{Im } B^-(\nu', t)}{\nu'}$ . It is a clever combination of the invariant  $B$  amplitudes such that at fixed  $t$ , the left hand side of Eqn. 3 is linear in  $\nu_B \pm \nu$  with the y intercept *independent* of  $t$  and equal to  $g^2/M$ . This dispersion relation was used by Koch and Pietarinen in their influential “KH80” analysis paper [10]. (See Fig. 5 for an example from our analysis). Up to a few hundred MeV, the dispersion integrals are dominated by the  $\Delta$  resonance and suitably convergent up to  $\sim 4$  GeV when evaluated there. They also have the property that due to crossing symmetry, the “left ( $\nu_B - \nu$ ) side” is dominated by  $\pi^- p$  data, and the “right ( $\nu_B + \nu$ ) side” by the  $\pi^+ p$  data. As will be shown in Section III A 2, one consequence is that extracting  $g^2$  from this dispersion relation is relatively insensitive to the Coulomb corrections used in the partial wave analysis.

### III. RESULTS

Some  $g^2$  mapping results from our most recent solution (“SM99”) [6] are shown in figures 2 and 3 . Figure 2 shows the two-dimensional constant  $\chi^2$  contours of the coupling constant versus the subtraction constant in the forward derivative  $E^+(\omega)$  dispersion relation. This contour plot was generated using the results of 25 (5x5) solutions spanning the range shown where all other dispersion relation parameters were fixed to their optimal values. There is a distinct and deep minimum parabolic in shape with negligible correlation between the two parameters. Fitting a bi-quadratic to the contours yields  $g^2/4\pi = 13.730 \pm 0.009$ , where the uncertainty is statistical corresponding the change  $\Delta\chi^2 = 1$ . Very similar results are observed when plotting constant  $\chi^2$  contours of  $g^2/4\pi$  versus the scattering lengths.

The statistical uncertainty derived from the  $\chi^2$  contour mappings is clearly much smaller than the overall uncertainty. One way to estimate the systematic uncertainty is to plot the one-dimensional curves of  $\chi^2$  versus  $g^2/4\pi$  for each of the charge channels, their sum, and the dispersion relation contributions separately, keeping all other parameters fixed to their optimal values. This is shown in Fig.3. One sees that all charge channels minimize near 13.73 (13.70, 13.73,

13.88 for  $\pi^+$ ,  $\pi^-$ , and CEX respectively) as well as the dispersion relation contribution (13.76). This spread gives one indication of the systematic uncertainty.

Another indication of the systematic uncertainty comes from the values extracted from the  $B^+(\nu t)$  and Hüper dispersion relations. The dispersion relations in the solution SM99 were constrained with the  $g^2/4\pi = 13.73$  derived from the  $\chi^2$  mappings, but fluctuations with respect to  $\nu$  and  $t$  can arise. The results are shown in figures 4 and 5. One sees an almost negligible energy and  $t$ -dependence of only about  $\pm 0.03$  (0.2%) over the full constraint range up to 800 MeV. We refer to this as the extraction uncertainty, and see again that it is small with respect to the variations seen in Fig.3.

## A. Systematic Checks

### 1. Solution with NO Dispersion Relation Constraints

A number of checks were made in order to gauge other sources of systematic uncertainty. One check was to generate a partial wave analysis solution with *no dispersion relation constraints whatsoever* and then use the resulting amplitudes in the dispersion relations to extract  $g^2/4\pi$ . This is in effect the approach used by many other prior works, including that of Bugg, Carter, and Carter [8]. This was done to see if the dispersion relation constraints were “pulling”  $g^2$  away from a value preferred by the data alone. This turns out *not* to be the case. Over the same  $(\nu, t)$  ranged used in the constrained analysis, the dispersion relation-free solution yields  $g^2/4\pi = 13.66 \pm 0.18$  (1.3%) from the  $B^+(\nu t)$  dispersion relation (see Fig.6), and  $13.66 \pm 0.07$  from the Hüper dispersion relation (not shown), where only the extraction uncertainties are quoted. Up to 450 MeV, where there are ample modern, precise cross section and polarization data from the meson factories, these dispersion relations yield about  $13.77 \pm 0.07$ . In fact up to  $\sim 500$  MeV *all* the fixed- $t$  dispersion relations used in the constrained analysis are reasonably well satisfied. This is an important observation: to a decent approximation, the low and intermediate energy scattering data exhibit the analytic properties expected of them, and so applying dispersion relation constraints to

a partial wave analysis solution has the effect of “fine tuning” the amplitudes and not drastically altering them from their unconstrained state.

## 2. Coulomb Corrections

The dispersion relations must use amplitudes from which all Coulomb contributions have been removed (i.e. “hadronic amplitudes”), consequently a systematic contribution to  $g^2$  can enter through the Coulomb correction scheme employed. The direct Coulomb and Coulomb phase rotation prescription used in our analysis comes from the Nordita analysis [14] which was used in the Karlsruhe-Helsinki KH80 solution [10]. Our prescription for the Coulomb barrier correction has been criticized as being too simple (see e.g. [15]). To test the effect of our Coulomb barrier correction scheme on the coupling constant extraction, we made a solution taking the radical step of *ignoring it altogether*. The minimum in the overall  $\chi^2$  was found to be 13.70, varying from  $\sim 13.45$  for  $\pi^+p$  to 13.72 for  $\pi^-p$  and 13.67 for charge exchange. Since surely our Coulomb barrier correction is more accurate than ignoring it altogether, we conclude that the systematic uncertainty due to our Coulomb barrier correction scheme is not significant with respect to the other systematic uncertainties.

It is interesting to note the effect of the Coulomb barrier correction on the Hüper dispersion relation. We reintroduced the correction into the hadronic amplitudes and calculated the dispersion relation as before. The result is shown in Fig.7. The correction suppresses (enhances) the  $\pi^+p$  ( $\pi^-p$ ) amplitudes. Since the plot is dominated by  $\pi^+p$  ( $\pi^-p$ ) data on the right (left) hand side, the effect is to “rotate” the line around the intercept, leaving it, hence the coupling constant, relatively unchanged. One sees in Fig.7 that the result changes by only 1.3% (13.55 vs. 13.73). Clearly this insensitivity to the Coulomb correction makes the Hüper dispersion relation valuable for determining the coupling constant.



### 3. Database Changes

Another source of systematic uncertainty comes from the elastic pion proton scattering database. As has been mentioned, it is well known that the  $\Delta$  resonance amplitude dominates most of the dispersion relations. It was shown in the context of the Goldberger-Miyazawa-Oehme sum rule [16] that the difference between the Pedroni, et al. [17] and Carter, et al. [18], total  $\pi^\pm p$  cross sections results in a 1% change in  $g^2$ , so it is important to study the database contribution uncertainties in the context of our full analysis.

We constructed a solution where the total cross section data of Pedroni, et al., were removed, and one where the total cross section data of Carter, et al., the total CEX reaction cross section data of Bugg, et al. [20], and the differential  $\pi^\pm p$  differential cross section data of Bussey, et al. [19] were removed. We found only a small change of about  $\pm 0.04$  with respect to our normal solution. As opposed to the result in [16], the effect of a number of fixed- $t$  dispersion relation constraints and many data sets (differential, partial total, and polarization) reduces the sensitivity to any single measurement

We constructed yet another solution where *all* charge exchange data were removed from the database. This CEX-less solution results in a best fit coupling of 13.65, which is only 0.6% lower than the nominal value 13.73. This is expected, since one sees from Fig.3 that the  $\chi^2$  minimum occurs at a larger  $g^2/4\pi$  for CEX than for  $\pi^\pm p$ .

It should be noted that in the process of analyzing the  $\pi^\pm p$  scattering data over the years, many new data have entered the database, and we have tried many solutions accepting some and deleting other data sets. None of these changes have ever caused a large change in  $g^2/4\pi$ , and the result has remained stable around 13.73 since at least 1993. We conclude that the database incompatibilities that do exist in the current database do not contribute greatly to the coupling constant uncertainty.

## IV. CONCLUSION

We have outlined our approach to extracting the pion nucleon coupling constant  $g^2/4\pi$  from the  $\pi p$  elastic scattering database using fixed- $t$  dispersion relations. Obtaining the coupling constant

from these dispersion relations is theoretically unambiguous and relies on the general principles of analyticity, unitarity, and crossing symmetry [7]. The coupling constant was treated as a searched parameter to be determined by a least-squares fit to the data and the dispersion relations. From our most recent analysis (solution SM99), our result is  $g^2/4\pi = 13.73 \pm 0.01 \pm 0.07$ , where the first uncertainty is statistical (corresponding to a change  $\Delta\chi^2 = 1$ ) and the second is systematic. The latter uncertainty was estimated from the differences in the  $\chi^2$  minima for each of the charge channels and the dispersion relations (Fig.3), from changes to the  $\pi p$  scattering database, from modifications to the Coulomb barrier corrections (Fig.7), from a solution with *no* dispersion relation constraints (Fig. 6), and from the variations over the kinematical range where the dispersion relations were applied (Figs. 4 and 5).

Our result is in serious contradiction with the recent results from np backward scattering differential cross section measurements (see e.g. [21] and other contributions to these proceedings) of  $g^2/4\pi \sim 14.5 \pm 0.3$ , though more in line with the results of the a similar analysis by Arndt, et al. [22]. The difference is about 9 of our standard deviations. It is very difficult to see how our result could be in error by this amount. Nevertheless we are continuing our efforts to update the analysis as data new data come in, and to refine our methods in order to extract the most precise value of  $g^2/4\pi$  possible.

It should be noted that the coupling constant result 13.73 resolves the problem with the Goldberger-Treiman discrepancy ( [1], [2]) which is too large using the larger coupling. Also it has recently been shown [23] that the Dashen-Weinstein sum rule [3] (corrected for some higher order chiral effects) is not consistent with the larger coupling, favouring instead a value near 13.7. It has also been shown [24] that recent measurements of threshold pion photoproduction are more consistently described in chiral perturbation theory with the smaller coupling than the larger. Along with many other recent determinations which have arrived at a lower coupling constant (refer to the review [25], the fact that these important aspects of low energy QCD are more consistently described with a coupling constant near 13.7 rather than 14.3 is in our opinion a good argument in favour of adopting the lower value as the current standard.

## **ACKNOWLEDGMENTS**

This work was supported in part by the U.S. Department of Energy Grants DE-FG02-99ER41110, DE-FG02-97ER41038, and DE-FG02-95ER40901. MMP would like to thank T.E.O. Ericson for his support while in Uppsala.

## REFERENCES

- [1] M.L. Goldberger and S.B. Treiman, Phys. Rev. **110** (1958) 1178.
- [2] C.A. Dominguez, Riv. Nuovo Cimento. **8** (1985) 1.
- [3] R. Dashen and M. Weinstein, Phys. Rev. **188** (1969) 2330.
- [4] N.H. Fuchs, H. Sazdjian, and J. Stern, Phys. Lett. **B238** (1990) 380.
- [5] R.A. Arndt, I.I. Strakovsky, R.L. Workman, and M.M. Pavan, Phys. Rev. **C52** (1995) 2120.
- [6] R.A. Arndt, I.I. Strakovsky, R.L. Workman, and M.M. Pavan, Los Alamos preprint nucl-th/9807087; and in progress.
- [7] G. Höhler, in *Pion-Nucleon Scattering*, edited by H. Schopper, Landolt-Börnstein, Vol. I/9b (Springer, New York) 1983.
- [8] D.V. Bugg, A.A. Carter, and J.R. Carter, Phys. Lett. **44B** (1973) 278.
- [9] E. Pietarinen, Nucl. Phys. **B107**, (1976) 21.
- [10] R. Koch and E. Pietarinen, Nucl. Phys. **A336** (1980) 331.
- [11] Solution “SM95”: see Ref. [5] ; “FA93”: R. A. Arndt, R. L. Workman, and M. M. Pavan, Phys. Rev. **C49**, 2729 (1994) ; “SM90” : R.A. Arndt, Z. Li, L.D. Roper, R.L. Workman, and J. Ford, Phys. Rev. **D43** (1991) 2131.
- [12] J. Hamilton and W.S. Woolcock, Rev. Mod. Phys. **35** (1963) 737.
- [13] Our most recent solution SM99 is still preliminary, but can be accessed at the SAID database site via TELNET or (preferably) SSH username: said@said.phys.vt.edu password: (none) , or via the WWW at: [http://said.phys.vt.edu/analysis/pin\\_analysis.html](http://said.phys.vt.edu/analysis/pin_analysis.html).
- [14] B. Tromborg, S. Waldenstrom, and I. Overbo, Phys. Rev. **D3** (1977) 725.
- [15] D.V. Bugg, in  $\pi N$  Newsletter No.8, Proceedings of the 5<sup>th</sup> International Symposium on

Meson-Nucleon Physics and the structure of the Nucleon, Vol. 1, Boulder, Colorado, U.S.A. 1993, edited by G. Höhler, W. Kluge, B.M.K. Nefkens, 1993, page 1.

- [16] M. Locher and M.E. Sainio, in Proceedings of the PANIC Conference, Perugia, 1993.
- [17] E. Pedroni, et al., Nucl. Phys. **A300** (1978) 321.
- [18] A.A. Carter, et al., Nucl. Phys. **B26** (1971) 445.
- [19] P.J. Bussey, et al., Nucl. Phys. **B58** (1973) 363.
- [20] D.V. Bugg, et al., Nucl. Phys. **B26** (1971) 588.
- [21] T.E.O. Ericson, et al., Phys. Rev. Lett. **75** (1995) 1046.
- [22] R.A. Arndt, I.I. Strakovsky, R.L. Workman, and M.M. Pavan, “Sensitivity to the pion-nucleon coupling constant in partial-wave analyses of  $\pi N \rightarrow \pi N$ ,  $NN \rightarrow NN$ , and  $\gamma N \rightarrow \pi N$ ”, contribution to these proceedings.
- [23] J.L. Goity, et al., Los Alamos preprint hep-ph/9901374.
- [24] A.M. Bernstein and N. Kaiser, in Proceedings of the Second Chiral Dynamics: Theory and Experiment Workshop, Mainz, Germany 1997, edited by A.M. Bernstein, D. Drechsel, and T. Walcher, Springer Lecture Notes in Physics, 1998, page 189 ; also H. Ströher, talk given at the above workshop, and private communication.
- [25] J.J. deSwart, M.C.M. Rentmeester, and R.G.E. Timmermans, in  $\pi N$  Newsletter No.13, Proceedings of the 7<sup>th</sup> International Symposium on Meson-Nucleon Physics and the structure of the Nucleon, Vancouver, Canada 1997, edited by D. Drechsel, G. Höhler, W. Kluge, H. Leutwyler, B.M.K. Nefkens, and H.-M. Staudenmaier, 1997, page 89.

FIGURES

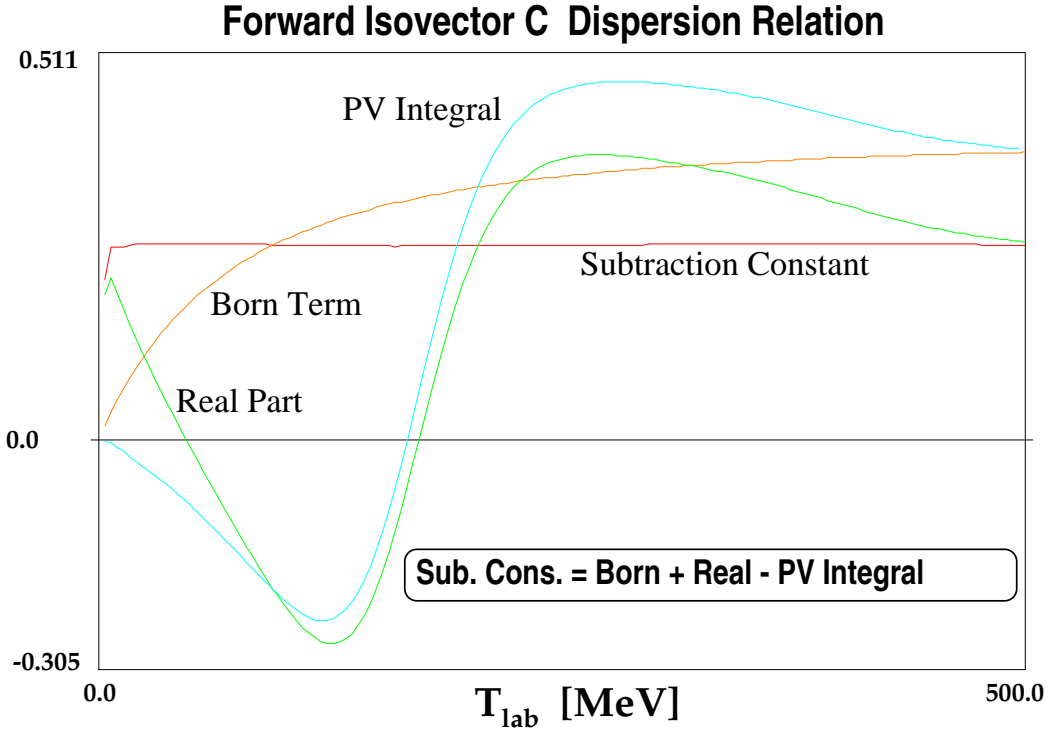


FIG. 1. The forward isovector  $C^-(\omega)$  dispersion relation broken down into its component parts: the Born (nucleon pole) term, the real part of  $C$ , the subtraction constant (“Sub. Cons.”) and the principle value (“PV”) integral over a function of the imaginary part of  $C$  (refer to Eqn.1). The dispersion relation is satisfied if the subtraction constant is independent of energy. In our analysis, at several kinematical points the squared difference of the real part and the value required to “flatten” the constant is introduced as a  $\chi^2$  penalty function to be minimized. This ensures that once the solution converges, the dispersion relation is satisfied to some prescribed accuracy ( $\sim 1\%$ ). This procedure is followed for all the dispersion relations used in our analysis.

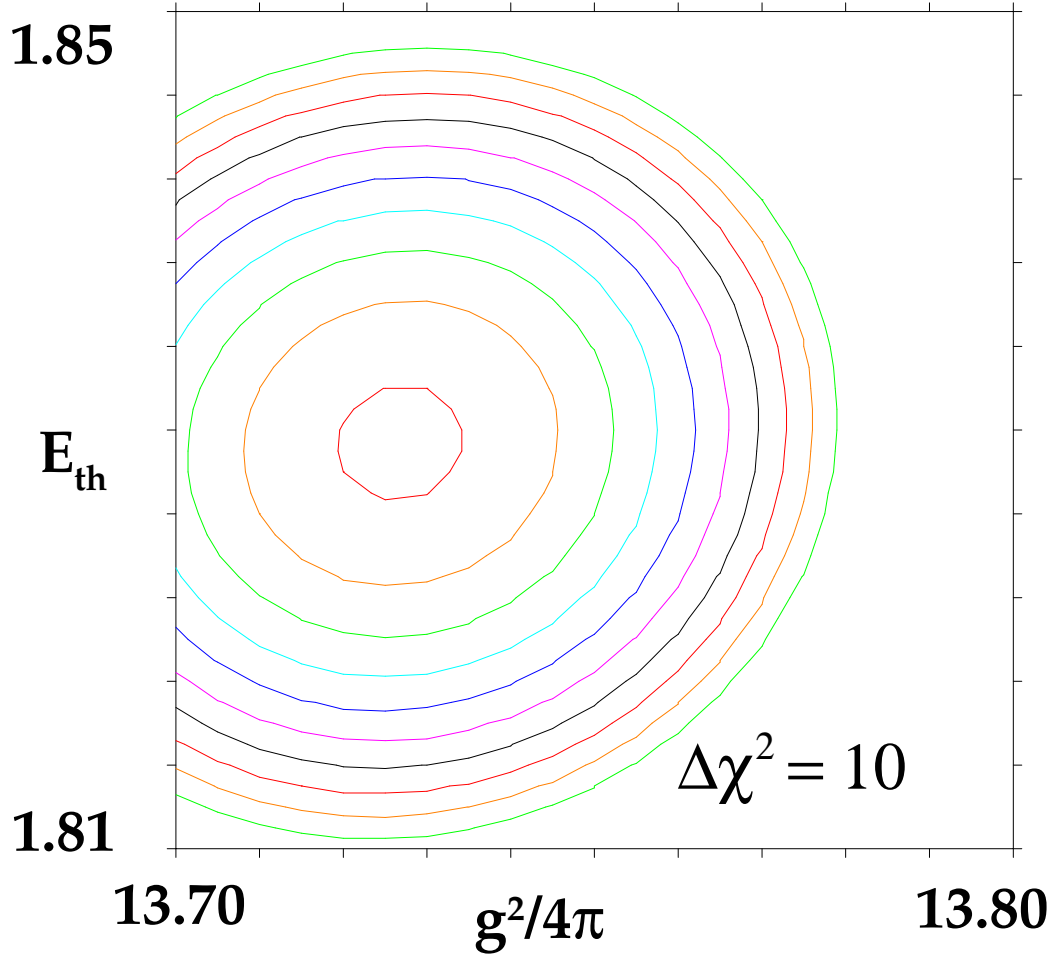


FIG. 2. Figure shows contours of constant total  $\chi^2$  in the  $(E_{th}, g^2/4\pi)$  plane, where  $E_{th}$  is the subtraction constant in the forward (derivative)  $E^+$  dispersion relation. The contours were generated from a “grid” of 25 solutions where  $(E_{th}, g^2/4\pi)$  was fixed for each. A clear, deep minimum is observed, as it is in general for the contour plots generated for all pairs of dispersion relation parameters.

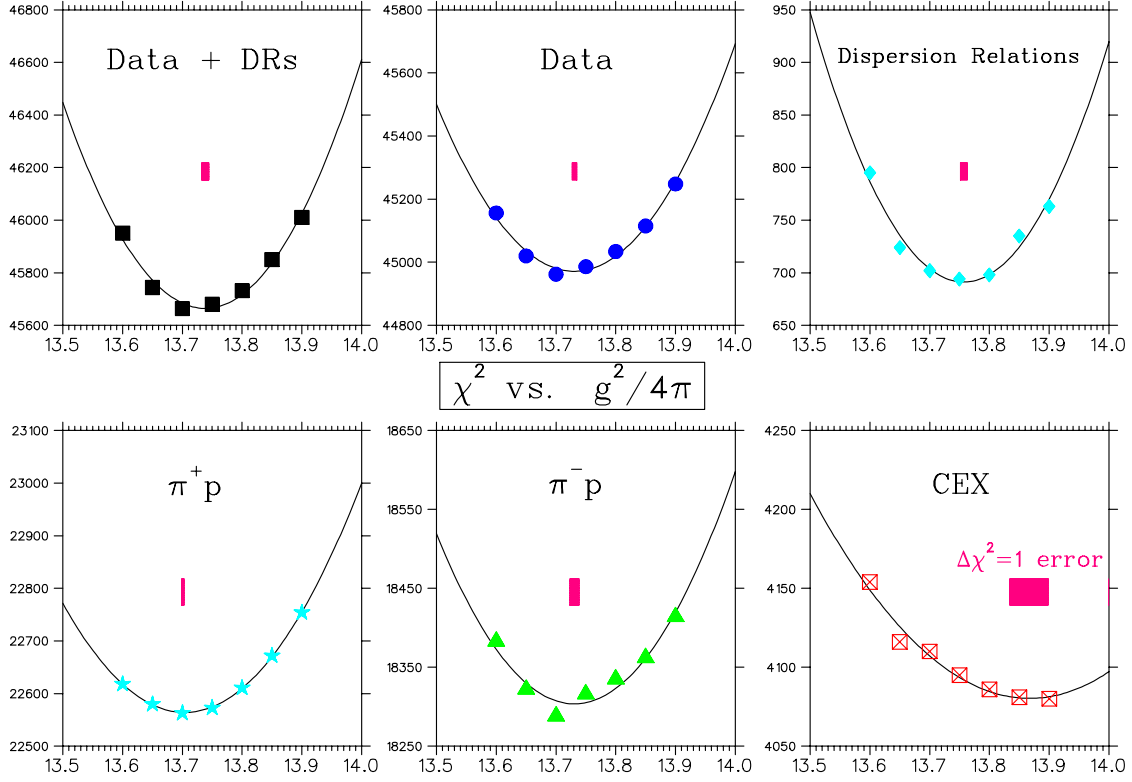


FIG. 3. Best-fit  $\chi^2$  as a function of the coupling constant  $g^2/4\pi$ , where all other parameters were fixed to their optimal (best fit) values. Shown are the total  $\chi^2$  (“data+dispersion relation”), and those for the dispersion relations, all data, and three charge channels separately. Note that all curves minimize at very similar values ( $\sim 13.73$ ), of which the (small) spread is one indication of the systematic uncertainty in  $g^2/4\pi$ . The bars indicate that  $\Delta\chi^2=1$  (statistical) uncertainty.



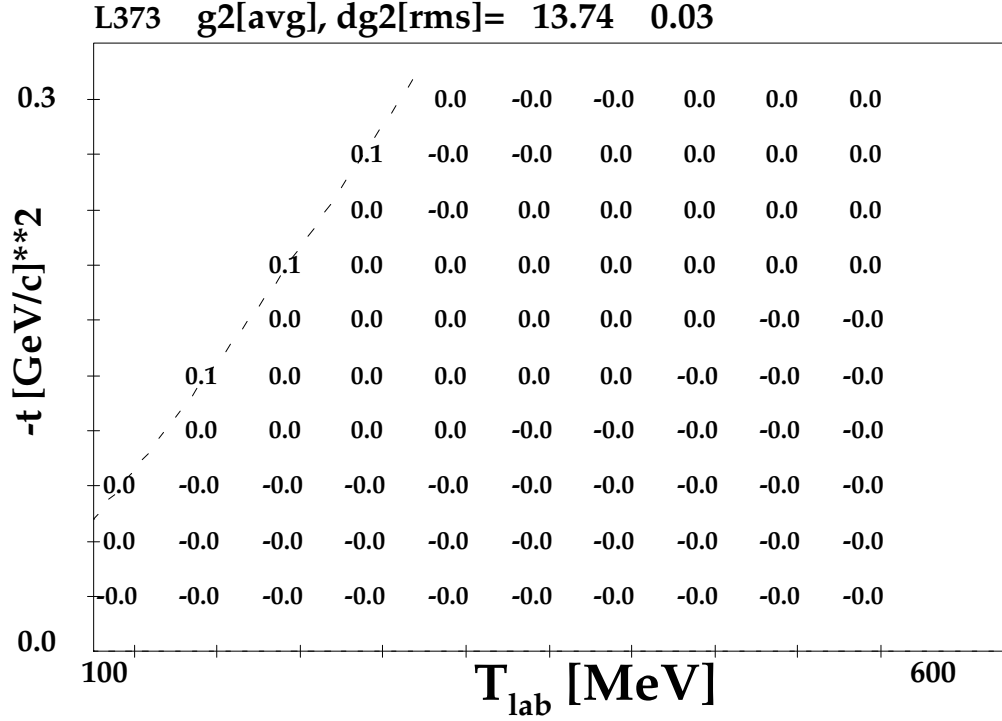


FIG. 4. Results for the  $B^+$  dispersion relation (Eqn. 2) for a solution using the best-fit dispersion relation parameters. The figure shows at each kinematical point  $(T_\pi, t)$  the deviation from the overall average of the coupling constant  $g^2/4\pi$ . The extracted coupling  $13.74 \pm 0.03$  is very uniform. This dispersion relation was not one of the constraints used in the analysis.

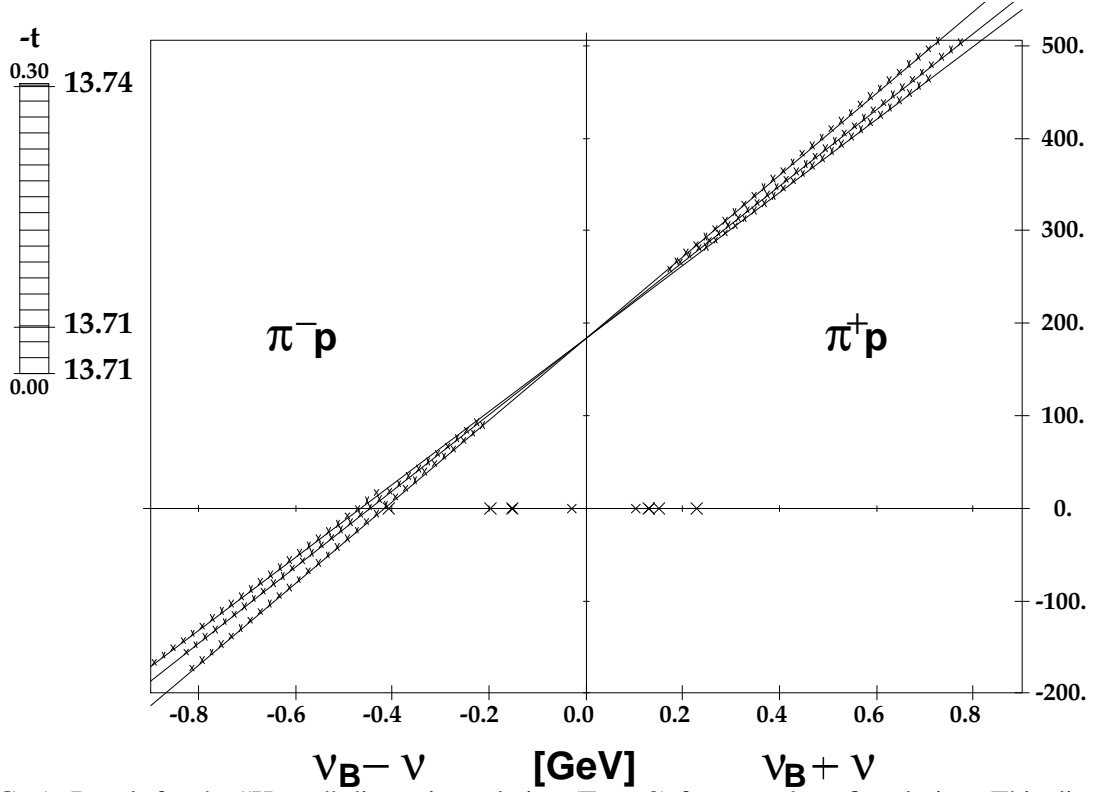


FIG. 5. Result for the “Hüper” dispersion relation (Eqn. 3) from our best-fit solution. This dispersion relation is constructed so that the curves are linear, the y-intercept gives the coupling  $g^2/M$ , and the left (right)-hand side of the figure is dominated by  $\pi^- p$  ( $\pi^+ p$ ) data. This dispersion relation was used as one of the constraints, so by construction there is virtually no  $t$ -dependence in the extracted couplings.




FIG. 6. Results for the  $B^+$  dispersion relation for a solution where NO dispersion relation constraints were used. The extracted coupling  $13.74 \pm 0.08$  is very uniform and perfectly consistent with the best fit value (see Fig.3). The consistency and uniformity demonstrates that the scattering data *by themselves* insist on the same coupling as the dispersion relations, and have the expected analytic structure. This “free” solution satisfies most fixed- $t$  dispersion relations reasonably well (in particular the isovector ones, with the sensitive isoscalar relations are less well satisfied), and yield similar results to the constrained solution. This implies that the dispersion relation constraints are merely “fine tuning” the partial wave amplitudes and not forcing large changes.

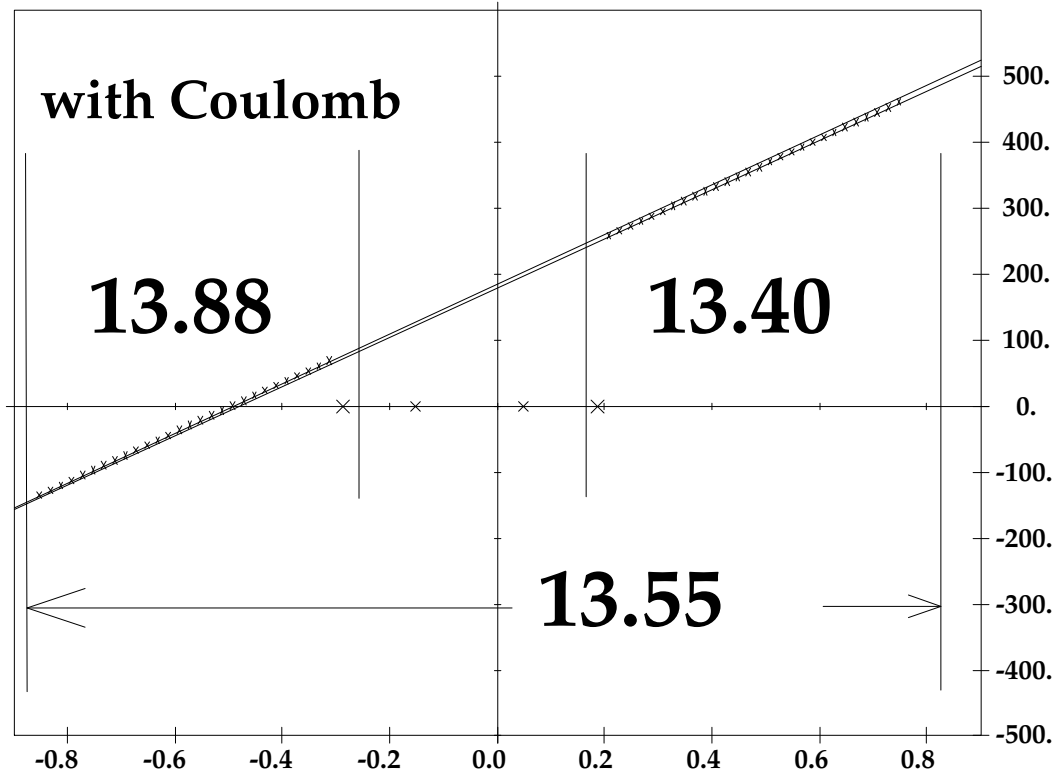


FIG. 7. Hüper dispersion relation at  $t = -0.15 \text{ GeV}^2/c^2$ , but with the Coulomb barrier correction *reintroduced* into the amplitudes. Since the left side is dominated by  $\pi^- p$  data and the right side by  $\pi^+ p$ , one sees that the amplitudes are enhanced on one side and suppressed on the other, such that the average remains relatively constant (13.55 vs. 13.73 = 1.3% change) with respect to the normal solution. This “pivoting” around the y-intercept implies that this dispersion relation is *insensitive* to the Coulomb barrier correction. Therefore the difference between the Coulomb barrier correction used in our analysis and a more sophisticated form will not cause a significant change in the coupling constant.