

Analyses of collective flow and space-time evolution based on relativistic hydrodynamical model

C. Nonaka^a, N. Sasaki^a, S. Muroya^b and O. Miyamura^a

^aDepartment of Physics, Hiroshima University, Higashi-hiroshima, Hiroshima 739-8526, Japan

^bTokuyama Women's College, Tokuyama, Yamaguchi 745-8511, Japan

We numerically solve fully (3+1)-dimensional relativistic hydrodynamical equation with the baryon number conservation law. For realistic initial conditions we adopt the results from the event generator (URASiMA). Using this model we discuss collective flow.

1. INTRODUCTION

The various kinds of flow phenomena such as directed flow, elliptic flow and radial flow have been observed in recent experiment at AGS and SPS [1]-[4]. Anisotropic flow phenomena are expected to show a strong dependence on the nuclear equation of state [5]. Here, for analyzing anisotropic flow phenomena with relativistic hydrodynamical model in detail, we need *full* calculation of (3+1)-dimensional relativistic hydrodynamical equation. Our purpose is analysis of collective flow based on (3+1)-dimensional relativistic hydrodynamical model with realistic initial conditions.

2. MODEL DESCRIPTION

Our calculational procedure is explained briefly. To begin with, we calculate initial conditions for the relativistic hydrodynamical model by using the event generator, URASiMA (Ultra-Relativistic A-A collision Simulator based on Multiple scattering Algorithm) which is characterized by Multi chain model [6]. We focus on AGS energy region and several incident energies such as 5, 10.8, 20 AGeV for Au+Au collisions in which impact parameter is fixed to 6 fm [2]. We characterize time t_0 when the projectile nuclei finishes passing through the target nuclei and hydrodynamical evolution starts. Energy density and baryon density from URASiMA is transformed into temperature and chemical potential with the equation of state of the ideal hadron gas. Here, so as to solve the relativistic hydrodynamical equation easily we smooth the results

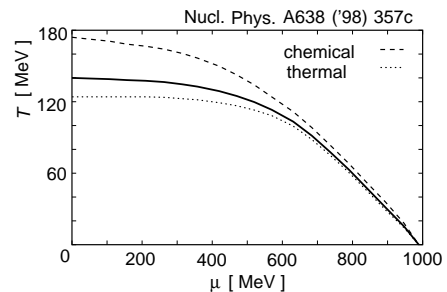


Figure 1: The solid line stands for freeze-out in the present calculation. The dashed line and the dotted line are referenced in [9].

keeping condition that the difference between original results and smoothed results is less than 1 %. We numerically solve fully (3+1)-dimensional relativistic hydrodynamical equation coupled with the baryon number conservation law using Lagrangian hydrodynamics [7]. The equation of state is needed to solve the hydrodynamical equation and anisotropic flow is evaluated in detail by inputting the different equation of state to the hydrodynamical equation. Here, for the first trial we use the equation of state of the ideal hadron gas which contains resonance up to 2 GeV [8]. Furthermore, we assume that the hadronization process occurs when the temperature and chemical potential of the volume elements cross the boundary (solid line in fig.1). The solid line is so designed that the freeze-out temperature becomes 140 MeV at vanishing chemical potential, based on chemical freeze-out model and thermal freeze-out model [9]. Finally, we investigate azimuthal distribution of proton by using Cooper-Frye Formula [10] for particle emission from hadronic fluid.

3. CALCULATED RESULTS

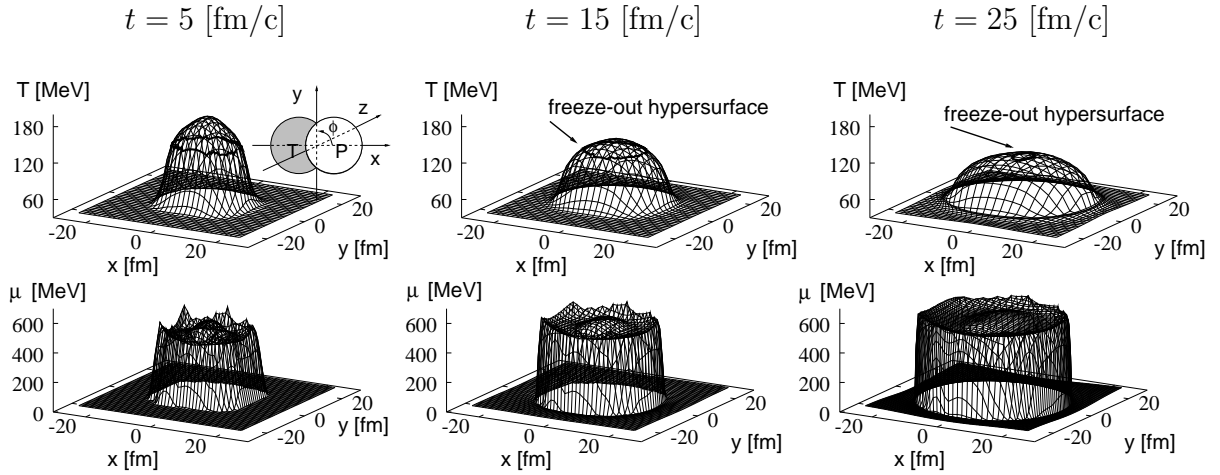


Figure 2. The evolution of temperature distribution and chemical potential distribution at $z \sim 0$ fm in Au+Au 10.8 AGeV collision. ($b = 6$ fm)

Figure 2 displays that the evolution of temperature distribution and chemical potential distribution at $z \sim 0$ fm in Au+Au 10.8 AGeV collision. The graphs at $t = 5.0$ fm/c show initial conditions from URASiMA and from initial time hydrodynamical expansion starts. We can see that both temperature distribution and chemical potential distribution expand in the transverse direction. The temperature distribution decreases with time, on the other hand chemical potential distribution increases with time. This is because baryon number density localize and the average of mass of baryons is larger than 1GeV. The fluctuations which we can see in initial chemical potential distribution descend with time. Freeze-out hypersurface which is assumed in previous section is illustrated with temperature distribution in fig.2. The life time and size of fluid depends on the hydrodynamical expansion and freeze-out conditions. The size of fluid can be estimated roughly to be

about 10 fm at $t = 15$ fm/c from fig. 2. This value is larger than the experimental result, 6 fm which is derived by analysis of 2-dimensional $\pi^+\pi^+$ correlations [11].

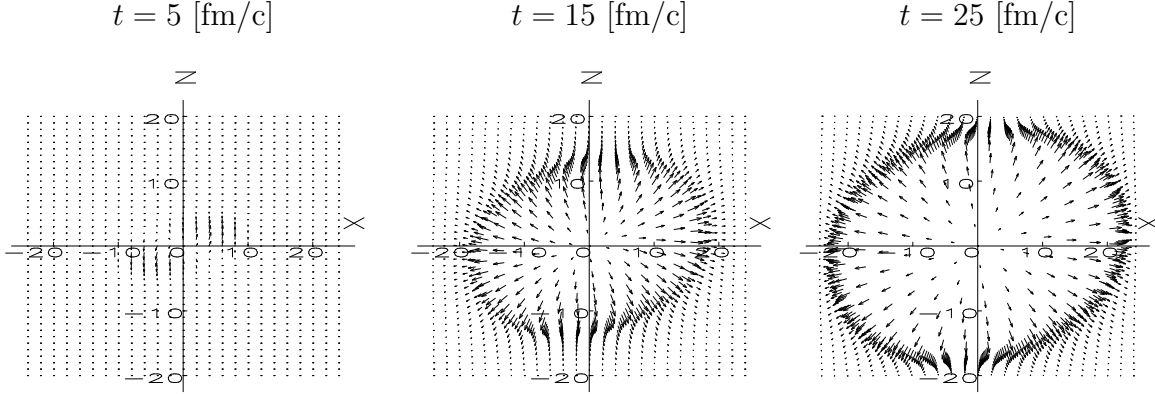


Figure 3. The evolution of flow at $y \sim 0$ fm in Au+ Au 10.8 AGeV collision. ($b = 6.0$ fm)

Table 1

The evolution of fluid in different incident energies.

$t = t_0$ hypersurface				
E_{lab} [AGeV]	Max. ϵ [GeV/fm ³]	Max. n_B [fm ⁻³]	Max. $ v $	t_0 [fm/c]
5.0	1.29	0.79	0.19	8.0
10.8	2.06	0.94	0.28	5.0
20.0	2.68	0.97	0.39	4.0
freeze-out hypersurface				
E_{lab} [AGeV]	Max. ϵ [GeV/fm ³]	Max. n_B [fm ⁻³]	Max. $ v $	Max. life time [fm/c]
5.0	0.10	0.083	0.40	24.0
10.8	0.14	0.091	0.46	21.3
20.0	0.16	0.083	0.48	21.5

Figure 3 shows the evolution of flow at $y \sim 0$ fm in Au+Au 10.8 AGeV collision. From the initial local velocity distribution we can see that the projectile nuclei finishes passing through the target nuclei. Though only small transverse flow exists at initial time, it increases with time and the growth of transverse flow depends on initial temperature distribution and chemical distribution. We analyze the space-time evolution of the fire ball in several initial conditions (table 1). On the $t = t_0$ hypersurface, maximum energy density, maximum baryon number density and maximum local velocity increase with incident energy respectively. On the freeze-out hypersurface, Max. ϵ and Max. n_B are diluted, on the other hand Max. $|v|$ is larger than initial one. Therefore the internal energy density turns into kinetic energy of the flow. The Max. life time of fluid is not

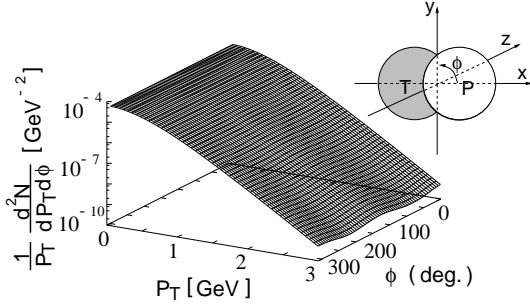


Figure 4. The dependence of the transverse momentum distribution on the azimuthal angle in Au+Au 10.8 AGeV collision. ($b = 6.0$ fm)

proportion to incident energy, because life time of fluid is determined not only by initial energy density but also by local velocity on the freeze-out hypersurface. Figure 4 shows the P_T -azimuthal fluctuation of proton in Au+Au 10.8 AGeV collision. Elliptic flow is obviously seen in larger P_T region. Detailed analysis will be presented elsewhere [12].

4. SUMMARY

By using full (3+1)-dimensional hydrodynamical calculation coupled with the baryon number conservation law, we investigate the hydrodynamical evolution of hot and dense matter by inputting the results of the event generator, URASiMA for the realistic initial conditions. From analysis of the evolution of fluid with this model, we obtain several results at AGS energy region. As a result of our freeze-out conditions, the life time of fluid is comparatively long and the size of fluid which is estimated roughly is larger than experimental result which is obtained by analysis based on HBT [11]. By comparing physical properties on the $t = t_0$ hypersurface to ones on the freeze-out hypersurface, the decrease of energy density reflects on the growth of local velocity. Finally, from fig.4 the influence of elliptic flow to the particle distribution increases with transverse momentum.

REFERENCES

1. J. Barrette et al. : E877, Phys. Rev. **C56** (1997) 3254
2. C. Pinkenburg et al. : E895, nucl-ex/9903010
3. H. Appelshäuser et al. : NA49, Phys. Rev. Lett. **80** (1998) 4136
4. M. M. Aggarwal et al. : WA98, nucl-ex/9807004
5. P. Danielewicz, these proceedings
6. S. Daté, K. Kumagai, O. Miyamura, H. Sumiyoshi and X. Z. Zhang, J. Phys. Soc. Japan. **64** (1995) 766
7. T. Ishii and S. Muroya, Phys. Rev. **D46** (1992) 5156
8. Particle Data Group, Eur. Phys. J. **C3** (1998) 1
9. U. Hienz, Nucl. Phys. **A639** (1998) 357c
10. F. Cooper and G. Frye, Phys. Rev. **D10** (1974) 186
11. J. P. Wessels for the E877 collaboration, Nucl. Phys. **A638** (1998) 69c
12. C. Nonaka, N. Sasaki, S. Muroya, O. Miyamura, in preparation