

Relation of hard and total cross sections to centrality

R. Vogt

Nuclear Science Division, Lawrence Berkeley National Laboratory
University of California, Berkeley, California 94720
and
Physics Department,
University of California, Davis, California, 95616

Received February 24, 1999

Abstract. We compare the fractions of the hard and geometric cross sections as a function of impact parameter. For a given definition of central collisions, we calculate the corresponding impact parameter and the fraction of the hard cross section contained within this cut. We use charm quark production as a definite example.

In this note, revised from Ref. [1], standard nuclear density distributions are described and the resulting geometrical overlap in nuclear collisions is calculated. We then compare the hard process cross section to the total geometric cross section as a function of impact parameter and discuss how they are related to the collision centrality.

A three-parameter Woods-Saxon shape is used to describe the nuclear density distribution,

$$\rho_A(r) = \rho_0 \frac{1 + \omega(r/R_A)^2}{1 + \exp((r - R_A)/z)} , \quad (1)$$

where R_A is the nuclear radius, z is the surface thickness, and ω allows for central irregularities. The electron scattering data of Ref. [2] is used where available for R_A , z , and ω . When data is unavailable, the parameters $\omega = 0$, $z = 0.54$ fm and $R_A = 1.19A^{1/3} - 1.61A^{-1/3}$ fm are used. The central density ρ_0 is found from the normalization $\int d^3r \rho_A(r) = A$. For results with other nuclear shape parameterizations, see the appendix of Ref. [3]. The nuclear shape parameters are given in Table 1. See also Ref. [4] for more detailed discussion of nuclear density distributions.

In minimum bias (impact parameter averaged) AB collisions we expect the production cross section for hard processes to grow approximately as

$$\sigma_{AB}^{\text{hard}} = \sigma_{pp}^{\text{hard}}(AB)^\alpha , \quad (2)$$

A	R_A (fm)	z (fm)	ω	ρ_0 (fm $^{-3}$)
16	2.608	0.513	-0.051	0.1654
27	3.07	0.519	0.	0.1739
40	3.766	0.586	-0.161	0.1699
63	4.214	0.586	0.	0.1701
110	5.33	0.535	0.	0.1577
197	6.38	0.535	0.	0.1693
208	6.624	0.549	0.	0.1600

Table 1. Nuclear shape parameters taken from Ref. [2].

where $\alpha \equiv 1$ when no nuclear effects are included. However, central collisions are of the greatest interest since it is there that high energy density effects are most likely to appear. Central collisions contribute larger than average values of E_T to the system, in the ‘tail’ of the E_T distribution, $d\sigma/dE_T$. We would like to determine which impact parameters are important in the high E_T tail, *i.e.* what range of b may be considered central. We now define the central fraction of the hard cross section, Eq. (2), and the central fraction of the geometric cross section. We then discuss how the two are related.

Considering only geometry with no nuclear effects, $\alpha = 1$ in Eq. (2), the inclusive production cross section of hard probes increases as

$$d\sigma_{AB}^{\text{hard}} = \sigma_{pp}^{\text{hard}} T_{AB}(b) d^2b \quad (3)$$

and the average number of hard probes produced at impact parameter b is $\overline{N}_{AB}(b) = \sigma_{pp}^{\text{hard}} T_{AB}(b)$ where $T_{AB}(b)$ is the nuclear overlap integral,

$$T_{AB}(\vec{b}) = \int d^2s T_A(\vec{s}) T_B(\vec{b} - \vec{s}) , \quad (4)$$

and $T_A = \int dz \rho_A(z, \vec{s})$ is the nuclear profile function. The nuclear overlap functions for Pb+Pb and Au+Au collisions are shown in Fig. 1 as a function of impact parameter. Integrating T_{AB} over all impact parameters we find

$$\int d^2b T_{AB}(b) = AB . \quad (5)$$

The central fraction f_{AB} , equivalent to the fraction of the total hard cross section, is defined as

$$f_{AB} = \frac{2\pi}{AB} \int_0^{b_c} b db T_{AB}(b) , \quad (6)$$

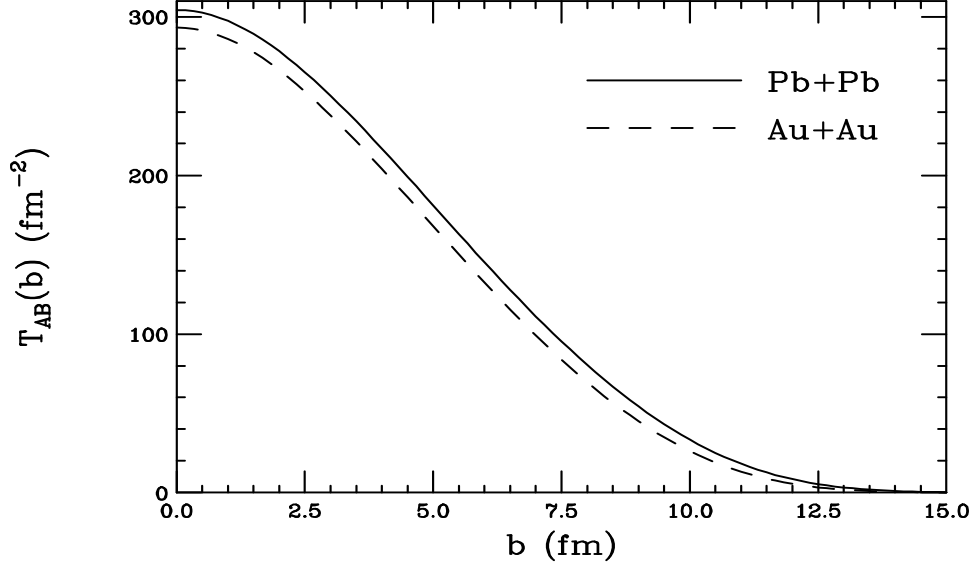


Fig. 1. The nuclear overlap function $T_{AB}(b)$ as a function of impact parameter b for Pb+Pb and Au+Au collisions.

where b_c is the central impact parameter and $b < b_c$ are central. To make a similar ‘centrality cut’ in pA collisions, the fraction

$$f_A = \frac{2\pi}{A} \int_0^{b_c} b db T_A(b) \quad (7)$$

would be used. Fig. 2, taken from Ref. [5], shows the increase of f_{AB} with b_c for several symmetric, AA , systems. Note that $f_{AA} \approx 1$ when $b_c \approx 2R_A$. For example, if we choose $\sigma_{\text{central}} = 0.1\sigma_{AB}^{\text{hard}}$, this corresponds to $b_c = 2.05$ fm in Au+Au collisions and $b_c = 1.05$ fm in O+O collisions. If we instead chose $\sigma_{\text{central}} = 0.01\sigma_{AB}^{\text{hard}}$ then $b_c = 0.52$ fm in Au+Au and $b_c = 0.33$ fm in O+O collisions.

Note however that f_{AB} is not the fraction of the geometric cross section which includes both hard and soft contributions. The geometric cross section in central collisions is found by integrating the interaction probability over impact parameter up to b_c ,

$$\sigma_{\text{geo}}(b_c) = 2\pi \int_0^{b_c} b db [1 - \exp(-T_{AB}\sigma_{NN})] . \quad (8)$$

The nucleon-nucleon inelastic cross section, σ_{NN} , is ≈ 32 mb at SPS energies and grows with energy. It is expected to be ~ 60 mb at LHC energies. The fraction of

the geometric cross section is

$$f_{\text{geo}} = \frac{\sigma_{\text{geo}}(b_c)}{\sigma_{\text{geo}}} . \quad (9)$$

In central collisions, where T_{AB} is large, the impact parameter dependence is simple, $\sigma_{\text{geo}}(b_c) \propto b_c^2$. However, in peripheral collisions where the nuclear overlap becomes small, $\sigma_{\text{geo}}(b_c)$ deviates from the trivial b_c^2 scaling. Deviations from this scaling do not occur until $b_c \approx 2R_A$ in symmetric systems.

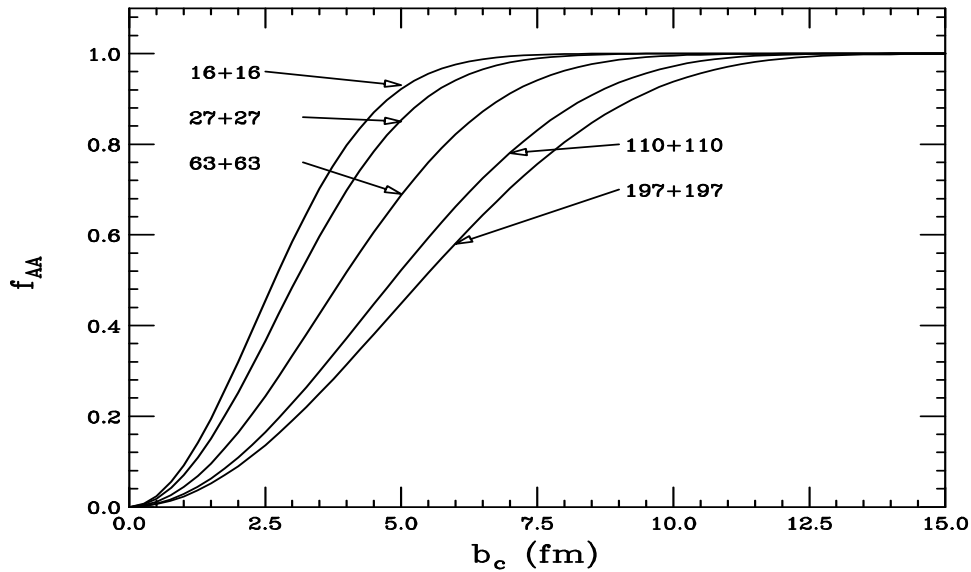


Fig. 2. The central fraction of the hard cross section as a function of impact parameter cut b_c for several symmetric systems.

Figure 3 shows the numerical result, Eq. (8), relative to the integral where $b_c \rightarrow \infty$, for the same systems as in Fig. 2. We have used $\sigma_{NN} = 32$ mb in Eq. (8). A negligible difference in the most peripheral collisions can be expected if 60 mb were used instead. The growth of the fraction of the geometric cross section is slower than that of the hard fraction, f_{AB} . Indeed at $b_c \approx 2R_A$, $f_{\text{geo}} \approx 0.75$.

The total geometrical cross section for a variety of colliding nuclei is given in Table 2. We have also calculated the impact parameter b_c corresponding to $f_{\text{geo}} = 0.05$, 0.1, and 0.2 or the central 5%, 10% and 20% of all collisions. The impact parameter corresponding to $f_{\text{geo}} = 0.2$ is $b_c \approx 1.04R_A$ when symmetric systems are considered. In asymmetric collisions, $b_c < R_A$ when $f_{\text{geo}} = 0.2$. If smaller centrality cuts are imposed, the impact parameters are reduced by factors of $\sqrt{2}$ and 2 for $f_{\text{geo}} = 0.1$ and 0.05 respectively. Note that when $B \gg A$, in the smaller nucleus is embedded in the larger with a 10% or smaller centrality cut.

$A + B$	σ_{geo} (b)	b_c (fm)		
		$f_{\text{geo}} = 0.05$	$f_{\text{geo}} = 0.1$	$f_{\text{geo}} = 0.2$
16+16	1.18	1.37	1.94	2.74
16+27	1.45	1.52	2.15	3.04
16+40	1.75	1.67	2.36	3.34
16+63	2.15	1.85	2.62	3.70
16+110	2.69	2.07	2.93	4.14
16+197	3.42	2.33	3.30	4.66
16+208	3.59	2.39	3.38	4.78
27+27	1.76	1.67	2.37	3.35
27+40	2.09	1.82	2.58	3.65
27+63	2.53	2.01	2.84	4.01
27+110	3.11	2.22	3.15	4.45
27+197	3.89	2.49	3.52	4.98
27+208	4.08	2.55	3.60	5.09
40+40	2.45	1.98	2.79	3.95
40+63	2.93	2.16	3.05	4.32
40+110	3.55	2.38	3.36	4.76
40+197	4.38	2.64	3.73	5.28
40+208	4.58	2.70	3.82	5.40
63+63	3.46	2.34	3.32	4.69
63+110	4.14	2.56	3.63	5.13
63+197	5.04	2.83	4.00	5.66
63+208	5.25	2.89	4.09	5.78
110+110	4.86	2.78	3.93	5.56
110+197	5.82	3.04	4.30	6.09
110+208	6.06	3.10	4.39	6.21
197+197	6.88	3.31	4.68	6.62
197+208	7.13	3.37	4.76	6.74
208+208	7.39	3.43	4.85	6.86

Table 2. Values of the geometric cross section and the impact parameter at which $f_{\text{geo}} = 0.05, 0.1$ and 0.2 respectively for several colliding systems.

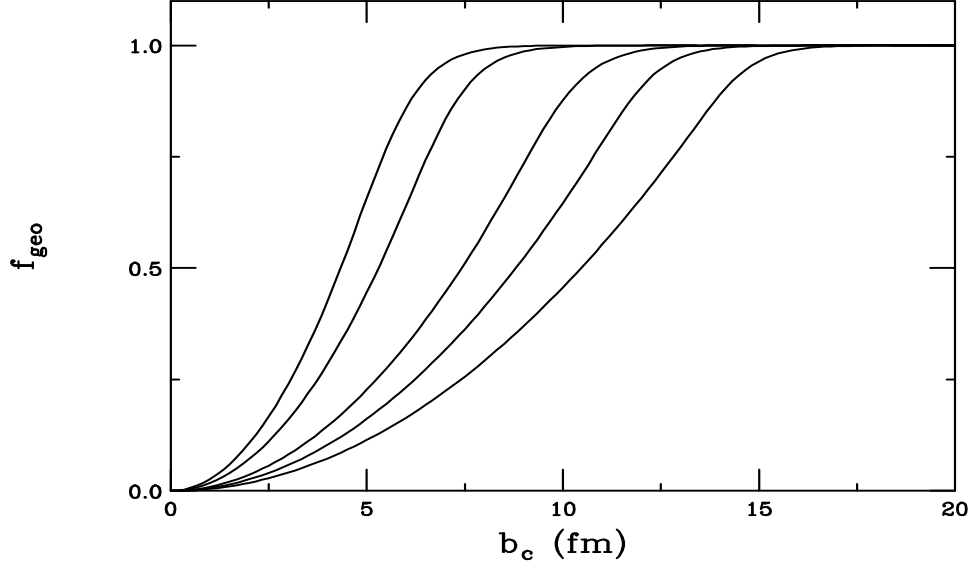


Fig. 3. The fraction of the total geometrical cross section as a function of impact parameter cut b_c for several symmetric systems. From left to right the curves are 16+16, 27+27, 63+63, 110+110, and 197+197.

For the same systems, Table 3 gives the value of the nuclear overlap at $b = 0$, $T_{AB}(0)$, and the fraction of the hard cross section, f_{AB} , corresponding to 5%, 10%, and 20% of the geometric cross section, calculated with the b_c values given in Table 2. For example, the central 10% of the total geometric cross section is obtained when $b_c \sim 4.7$ fm in Au+Au collisions, more than twice the corresponding impact parameter for the same percentage of the hard cross section. In this case, 10% of the geometric cross section encompasses $\approx 40\%$ of the hard cross section. In fact, a 10% cut on the geometric cross section corresponds to 30-40% of the hard cross section for all systems considered. Even the central 5% of collisions encompasses 17-23% of the hard cross section while a less stringent cut of 20% garners 52-66% of all hard probes produced before nuclear effects are considered.

In Fig. 4, we show the ratio of f_{AB} relative to the geometric ratio for the same systems as in Figs. 2 and 3. The hard fraction grows more slowly relative to the geometric fraction in smaller systems, 16+16 and 27+27, but otherwise the results are similar. Figure 5 shows the relative ratios for the asymmetric systems 16+197, 27+197, 63+197, 110+197 and 197+197. In this case, the relative ratios cluster even closer together than for symmetric systems. Thus the larger nucleus sets the scale for both the hard and geometric cross sections in asymmetric systems.

The most appropriate way to obtain the number of hard probes produced in a central collision is to calculate b_c from the geometric cross section and then, with

$A + B$	$T_{AB}(0)$ (mb ⁻¹)	f_{AB}		
		$f_{\text{geo}} = 0.05$	$f_{\text{geo}} = 0.1$	$f_{\text{geo}} = 0.2$
16+16	0.79	0.166	0.306	0.522
16+27	1.16	0.178	0.326	0.550
16+40	1.44	0.180	0.330	0.558
16+63	1.89	0.185	0.340	0.576
16+110	2.41	0.174	0.325	0.565
16+197	3.22	0.167	0.316	0.560
16+208	3.18	0.164	0.312	0.555
27+27	1.75	0.191	0.348	0.580
27+40	2.23	0.195	0.355	0.591
27+63	3.00	0.201	0.365	0.606
27+110	3.94	0.191	0.354	0.599
27+197	5.32	0.184	0.344	0.595
27+208	5.27	0.181	0.340	0.591
40+40	2.92	0.202	0.365	0.604
40+63	4.05	0.210	0.379	0.623
40+110	5.53	0.204	0.371	0.619
40+197	7.64	0.198	0.366	0.618
40+208	7.57	0.195	0.361	0.613
63+63	5.77	0.220	0.395	0.642
63+110	8.19	0.218	0.393	0.643
63+197	11.61	0.213	0.389	0.644
63+208	11.57	0.211	0.385	0.640
110+110	12.43	0.222	0.398	0.648
110+197	18.54	0.223	0.400	0.652
110+208	18.64	0.221	0.397	0.649
197+197	29.32	0.229	0.410	0.663
197+208	29.82	0.229	0.409	0.662
208+208	30.42	0.229	0.409	0.664

Table 3. Values of $T_{AB}(0)$ and the fraction of the hard cross section for $f_{\text{geo}} = 0.05$, 0.1 and 0.2 respectively in several colliding systems.

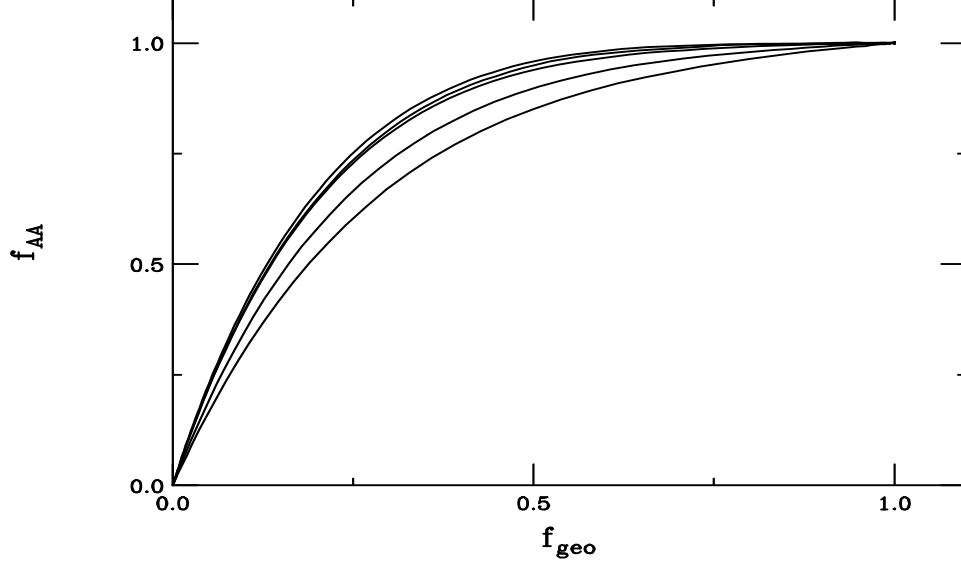


Fig. 4. The fraction of the hard cross section as a function of the total geometrical cross section for the symmetric systems shown in Figs. 2 and 3. From left to right, the curves are 197+197, 110+110, 63+63, 27+27, and 16+16.

this b_c , calculate f_{AB} with Eq. (6). Assuming no nuclear effects on the hard probe production cross section, the average hard process rate at $b = 0$ in Au+Au collisions is

$$\overline{N}_{AB}^{\text{hard}}(0) = \sigma_{pp}^{\text{hard}} T_{AB}(0) , \quad (10)$$

where $\sigma_{pp}^{\text{hard}}$ is the total hard process production cross section in pp interactions. The rate in the impact parameter interval $0 < b < b_c$ is the ratio of the hard to geometric cross sections integrated over b ,

$$\overline{N}_{AB}^{\text{hard}}(b_c) = \frac{\int_0^{b_c} d\sigma_{AB}^{\text{hard}}}{\sigma_{\text{geo}}(b_c)} = \frac{\sigma_{pp}^{\text{hard}}}{\sigma_{\text{geo}}} \frac{AB f_{AB}}{f_{\text{geo}}} , \quad (11)$$

using Eqs. (3), (6), (8), and (9). In Fig. 6, the ratio

$$R_{AB}^{\text{hard}}(b_c) \equiv \frac{\overline{N}_{AB}^{\text{hard}}(b_c)}{\sigma_{pp}^{\text{hard}}} = \frac{1}{\sigma_{\text{geo}}} \frac{AB f_{AB}}{f_{\text{geo}}} \quad (12)$$

is shown for the same set of symmetric systems as in Figs. 2–4 as a function of b_c .

As a specific example, the average number of $c\bar{c}$ pairs produced at $b = 0$ in Au+Au collisions is

$$\overline{N}_{AB}^{c\bar{c}}(0) = \sigma_{pp}^{c\bar{c}} T_{AB}(0) . \quad (13)$$

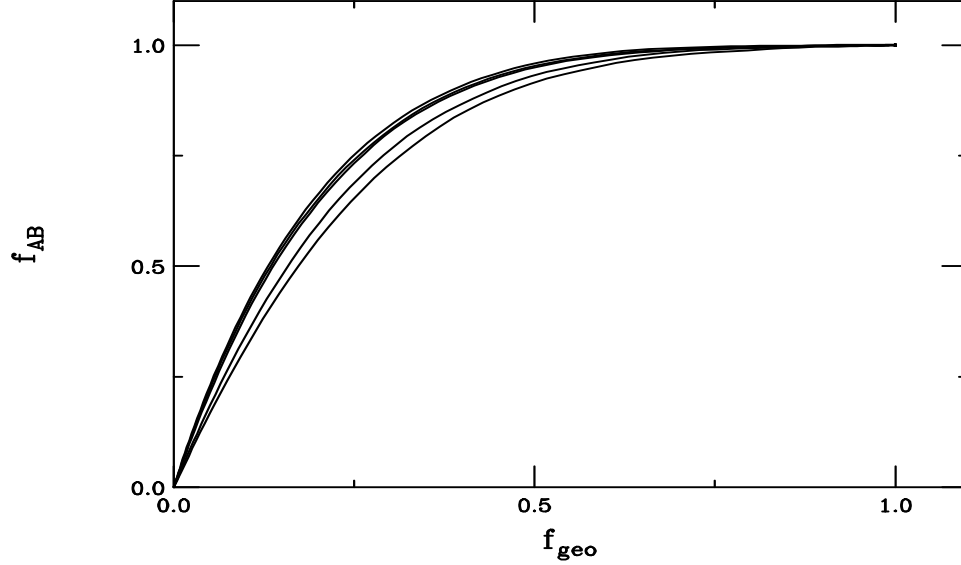


Fig. 5. The fraction of the hard cross section as a function of the total geometrical cross section for several asymmetric systems. From left to right, the curves are 197+197, 110+197, 63+197, 27+197, and 16+197.

At $\sqrt{s} = 200$ GeV, with MRS D- $'$ parton distributions, $\sigma_{pp}^{c\bar{c}} = 0.344$ mb [6] and $T_{AB}(0) = 29.3/\text{mb}$, resulting in ≈ 10 $c\bar{c}$ pairs per Au+Au collision at $b = 0$. With a 10% centrality cut, the average number of $c\bar{c}$ pairs produced in the range $0 < b < b_c$ is

$$\overline{N}_{AB}^{c\bar{c}}(b_c) = \frac{\sigma_{pp}^{c\bar{c}}}{\sigma_{\text{geo}}} \frac{AB f_{AB}}{0.1} . \quad (14)$$

Since the central 10% of the geometric cross section corresponds to 40% of the hard cross section, there are ≈ 7.7 $c\bar{c}$ pairs in the 10% most central events.

Acknowledgements: I would like to thank A. Morsch, J. Schukraft and P. Jacobs for helpful discussions. This work was supported in part by the Division of Nuclear Physics of the Office of High Energy and Nuclear Physics of the U. S. Department of Energy under Contract Number DE-AC03-76SF0098.

References

1. K.J. Eskola, R. Vogt, and X.-N. Wang, Int. J. Mod. Phys. A10 (1995) 3087
2. C.W. deJager, H. deVries, and C. deVries, Atomic Data and Nuclear Data Tables 14 (1974) 485

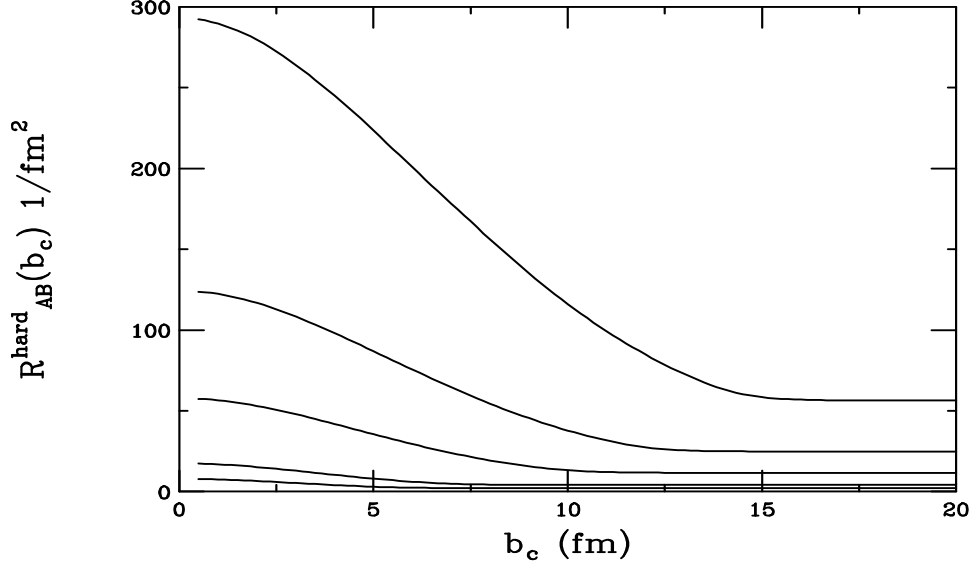


Fig. 6. The average number of hard probes produced within impact parameter b_c for the symmetric systems shown in Figs. 2 and 3. From top to bottom, the curves are 197+197, 110+110, 63+63, 27+27, and 16+16.

3. K.J. Eskola, K. Kajantie, and J. Lindfors, Nucl. Phys. B323 (1989) 37
4. R.W. Hasse and W.D. Myers, *Geometrical Relationships of Macroscopic Nuclear Physics*, Springer Verlag, 1988
5. R. Vogt, Atomic Data and Nuclear Data Tables 50 (1992) 343
6. P.L. McGaughey *et. al.*, Int. J. Mod. Phys. A10 (1995) 2999