

December 22, 2018

# Is binary sequential decay compatible with the fragmentation of nuclei at high energy ?

P. Wagner<sup>\*1</sup>, J. Richert<sup>\*\*2</sup>, V. A. Karnaukhov<sup>\*\*\*3</sup> and H. Oeschler<sup>\*\*\*\*4</sup>

<sup>\*</sup> Institut de Recherches Subatomiques, BP28,  
67037 Strasbourg Cedex 2, France

<sup>\*\*</sup> Laboratoire de Physique Théorique, 3, rue de l'Université,  
67084 Strasbourg Cedex, France

<sup>\*\*\*</sup> Joint Institute for Nuclear Research,  
141980 Dubna, Russia

<sup>\*\*\*\*</sup> Institut für Kernphysik, Technische Universität Darmstadt,  
64289 Darmstadt, Germany

## Abstract

We use a binary sequential decay model in order to describe the fragmentation of a nucleus induced by the high energy collisions of protons with Au nuclei. Overall good agreement between measured and calculated physical observables is obtained. The characteristic decay times obtained with the model, however, are longer than the expected duration time of the process.

PACS : 25.40.-h 25.70.Pq 05.90+m

*Key words* : Nucleon-nucleus reaction. Fragmentation. Sequential decay. Intermediate mass fragment yields. Reaction time.

---

<sup>1</sup>e-mail: wagner@sbgvsg.in2p3.fr

<sup>2</sup>e-mail: richert@lpt1.u-strasbg.fr

<sup>3</sup>e-mail: karna@nusun.jinr.dubna.su

<sup>4</sup>e-mail: h.oeschler@gsi.de

The time evolution of a nuclear system which undergoes fragmentation is still an open question. It is, of course, strongly correlated to the dynamical evolution of the process. Hence, time arguments may help to differentiate between various mechanisms. Therefore, experimental quantities sensitive to the evolution are of great interest. The aim of the present study is an attempt to test a simple model describing sequential decay by working out specific observables which can be confronted with available experimental results. Characteristic times given by the model are compared to experimental and theoretical estimates. This work complements a recent analogous study in which simultaneous decay has been investigated [1].

The experiment concerns the fragmentation produced by the impinging of a proton on a Au target at 8.1 GeV incident energy. After the fast cascade process a system with mass  $A \simeq 160$  is left over. This system decays into fragments and has been investigated experimentally [2].

Here, we study the disassembly of the system by means of a time-dependent model which has already been introduced some time ago [3]. We start with an excited system (here  $A \simeq 160$ ) which decays into smaller species by means of a binary sequential decay process. The binary decay is governed by transition rates, either taken from the Weisskopf (WTR) detailed-balance principle [4] or from the transition-state theory (STR) proposed by Swiatecki [5]. The process is numerically simulated as discussed in [3]. At each time step, any composite fragment which has been formed can decay into two smaller species corresponding to a decay channel determined by means of a random procedure. The fragments fly apart in a randomly chosen direction due to the Coulomb repulsion which acts between them, in such a way that they never overlap in space. The process stops when all the generated species can no longer disassemble because their energy lies below the lowest decay threshold. The difference between the present calculation and the original one [3] consists of the introduction of the Coulomb interaction which acts between all fragments at any time. As time flows these fragments fly apart along classical trajectories. The simulation is repeated in order to get significant statistics.

We have applied the model to the calculation of different observables by choosing an initial excitation energy  $E/A = 5 \text{ MeV}$  which lies in the range of the expected experimental excitation energies. Calculations have been

made for  $E/A = 4 \text{ MeV}$  and the results are not significantly different. In the sequel we concentrate on the case where  $E/A = 5 \text{ MeV}$  for which the intermediate mass fragment (IMF) multiplicity is closest to the experimental value. Fig. 1a shows the charge distribution obtained with the two types of transition rates. Both calculations show qualitative agreement with the experiment. Fig. 1b concerns the energy distribution of C isotopes. For energies of the carbons lower than 60 MeV, the calculated yields follow nicely the experimental ones. Discrepancy with the experiment appears for higher carbon energies. The measured high energy tail of the distribution cannot be reproduced by the models. We shall come back to this point in the sequel. A second observable is shown in Figs. 2, where we compare the energy distribution of C isotopes for different multiplicities  $M_{\text{IMF}}$  of intermediate mass fragments. One observes again a nice agreement between the calculations and the experiment for energies below 60 MeV. One has to keep in mind that  $M_{\text{IMF}}$  in the lower part is the total  $M_{\text{IMF}}$  while in the upper part  $M_A$  is the number of measured IMF's which is of course smaller than  $M_{\text{IMF}}$  due to detector efficiency. In particular, the model reproduces the shift to the left of the maxima of the curves with increasing IMF multiplicity. This shift can be qualitatively understood as being due to the fact that the energy which is available for the emitted carbon diminishes with the generation of an increasing number of IMF's which take up part of the total conserved energy. More details about these distributions can be seen in Figs. 3. Comparing Figs. 3a and 3b one observes that the energies of the maxima agree quite nicely as expected. As for the mean energies, the experimental values are rather constant while the calculated ones decrease substantially with  $M_{\text{IMF}}$ . This may arise from the fact that in the experiment various excitation energies are involved and hence, in the experimental curves, both the maxima and the slopes are changing. The results obtained with the MMMC [6] and the SMM [7] models are shown in Figs. 3c and 3d respectively. As it can be seen MMMC simulations lead to rather constant mean energies, although their absolute values are somewhat smaller than the experimental ones. The SMM simulations show to some extent the decreasing trend of the sequential decay model. If one knows that the SMM allows for the existence of a final stage which does not appear in MMMC calculations and in which the system evaporates particles from the existing excited fragments, it may be tempting to believe that the trend observed in these mean energies could be related to the sequential character of the disassembly. The calculations with STR which are not shown behave similarly.

From the present results, one would conclude that the present model works quite satisfactorily, even if not perfectly. This has also been observed in the application of the model to other systems [8].

However, as already stated above, time is certainly correlated to the characteristic features of the fragmentation process. It is, of course, possible to estimate the duration of the decay. In Figs. 4 we present the time evolution of the cumulated particle and fragments yields. These figures show two interesting facts. The WTR rates lead more quickly than the STR rates to the generation of light particles and fragments, but after some time STR distributions start growing, “catch up” with and even overshoot the WTR ones in the case of IMF generation. The STR scenario corresponds to a generalized fission process which, at least at the beginning of the decay, is slower than light particle evaporation. Notice that the WTR rates may not be very realistic for high excitation energies, see ref. [9].

The second and more important fact concerns the duration time of the process. An estimate of this time can be read from Figs. 4 for the case of WTR and STR rates which show the yield of light particles and IMF present in the system as a function of time. In the former case the generation of  $Z=1$  (resp.  $Z=3$ ) species extends over  $10^3$  (resp.  $\simeq 3 \times 10^2$ ) fm/c. The IMF generation shows a maximum at  $\simeq 30$  fm/c, but extends, because of evaporation processes over  $\simeq 3 \times 10^2$  fm/c. In the case of STR rates, all species reach their maximum at about  $2 - 3 \times 10^3$  fm/c. However, measured fragment correlations [10] indicate that the characteristic correlation time should be as short as 80 fm/c. This is an indication that the reaction time should be shorter than the times estimated above. If this is so, one must conclude that the present decay mechanism is not able to reproduce the experimentally expected short time intervals. This can be understood as due to the fact that sequential binary decay is too slow in filling in the available phase space. In practice, at least at the high energies which are considered here, the fragmentation must go faster, by any other type of mechanism, in any case closer to a kind of explosion generated by ternary, quaternary break-ups or compression effects [11], than to a gentle binary disassembly. This fact may be corroborated by the behaviour of the high energy tails of the energy distributions shown in Figs. 1b and 2. The fast explosive character of the decay which may characterize this part of the energy distributions cannot be reproduced by the present models.

Finally, it seems to us that the present study is one more illustration of the difficulty to which one is confronted when one wants to get valuable information about the process at a given energy and under specific physical conditions (heavy ion vs. light particles, peripheral vs. central collisions ...). Many observables can be reproduced. Missing the crucial one may lead to incorrect conclusions. This sounds again as a warning and shows that with a given model one must be able to reproduce **all** possible experimental data. Here one sees that time might work as a good criterion as it is in the present case.

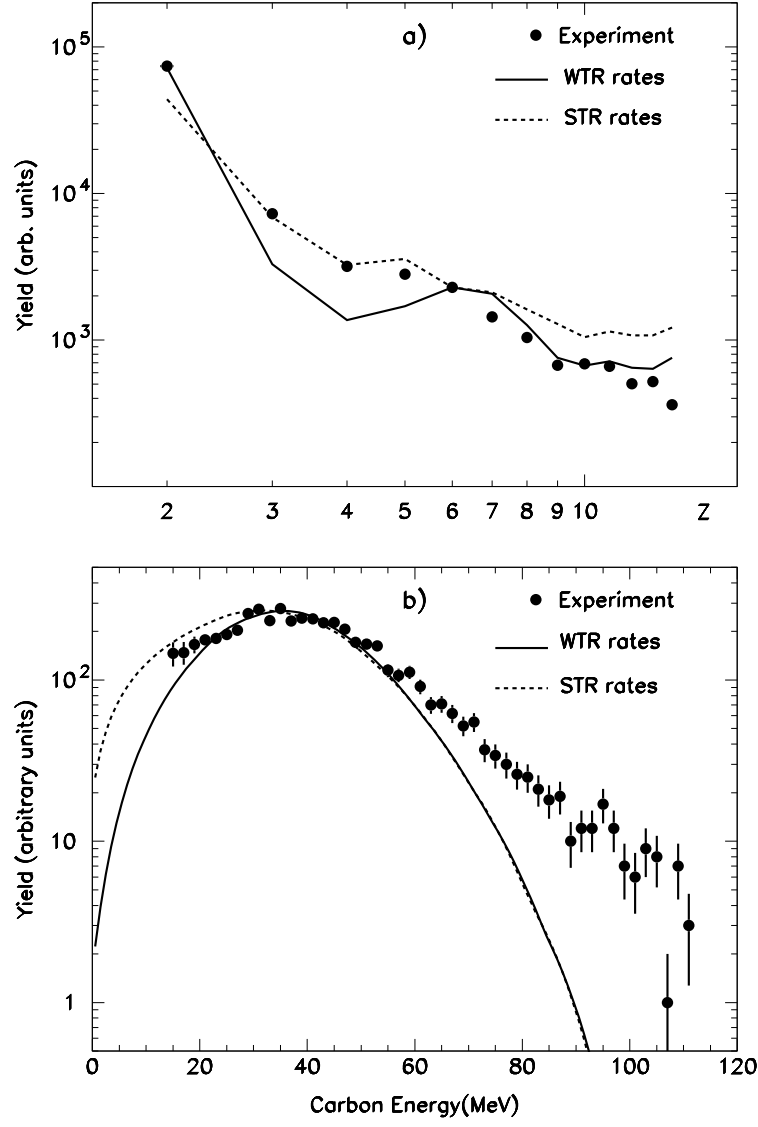
## Acknowledgments

The authors would like to thank S.P. Avdeyev for his kind help and interesting suggestions.

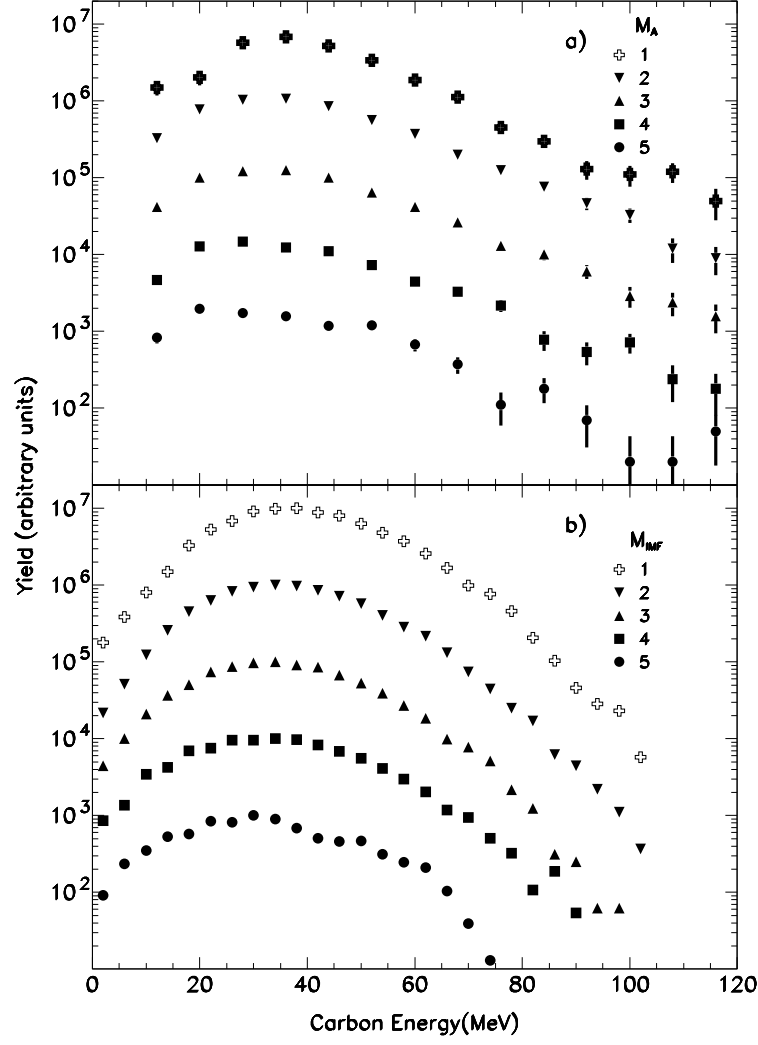
## References

- [1] H. Oeschler, A.S. Botvina et al., submitted for publication.
- [2] S.P. Avdeyev et al., Eur. Phys. J. **A3** (1998) 75.
- [3] J. Richert and P. Wagner, Nucl. Phys. **A517** (1990) 399.
- [4] V.F. Weisskopf, Phys. Rev. **52** (1937) 195.
- [5] W.J. Swiatecki, Aust. J. Phys. **36** (1983) 641.
- [6] D.H.E. Gross, Rep. Progr. Phys. **53** (1990) 605; D.H.E. Gross, Phys. Rep. **279** (1997) 119.
- [7] J. Bondorf et al., Phys. Rep. **257** (1995) 133.
- [8] G. Lanzaò et al., Proc. XXXV<sup>th</sup> Intern. Winter Meeting on Nucl. Physics, Bormio (Italy), January 1997, I. Iori ed., Ricerca Scientifica ed Educazione Permanente, p. 536.
- [9] J. Richert and P. Wagner, Z. Phys. **A341** (1992) 171.
- [10] V. Lips et al., Phys. Lett. **B338** (1994) 141; S.Y. Shmakov et al., Yad. Fiz. **58** (1995) 1735; (Phys. of Atomic Nucl. **58** (1995) 1635).

[11] W.A. Friedman, Phys. Rev. C**42** (1990) 667.

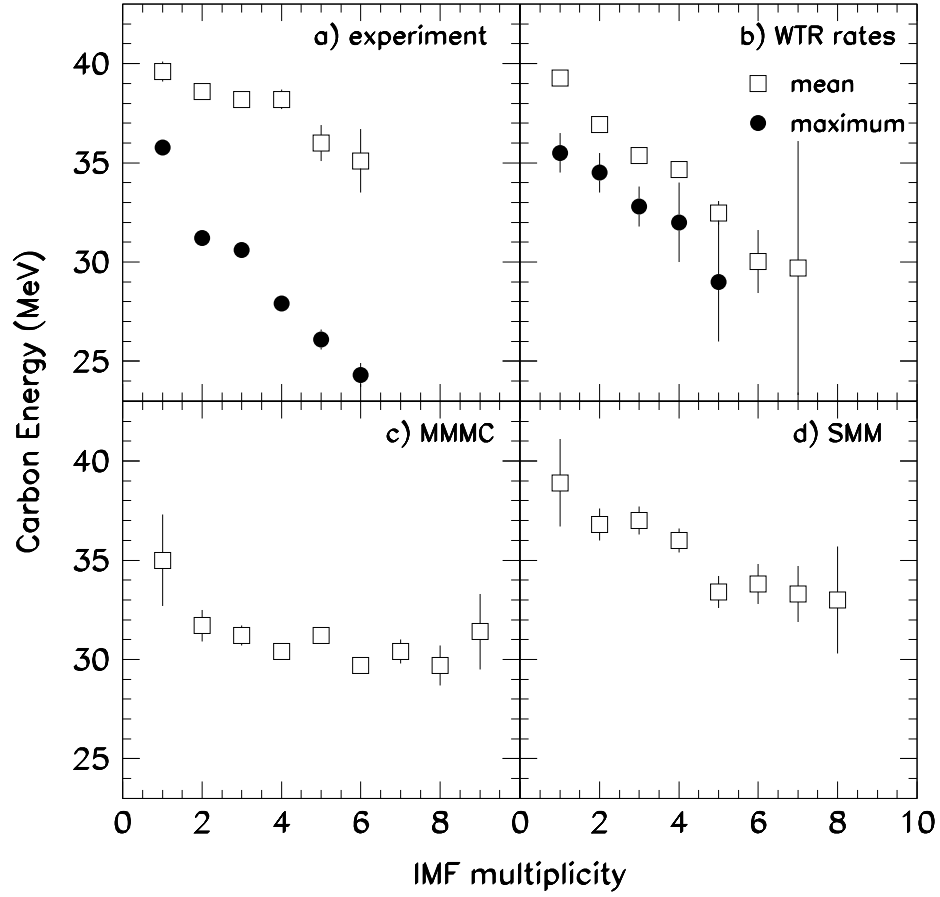


**Fig. 1 :** (a) : Charge distribution of fragments; (b) : energy distributions of carbon isotopes.

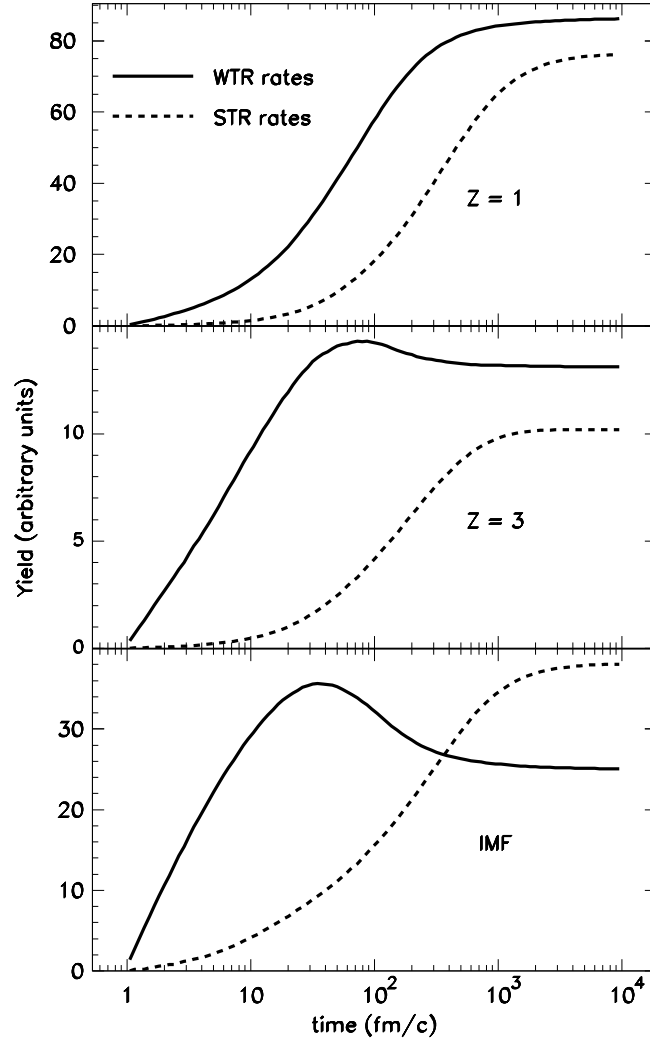


**Fig. 2 :** Yield of carbon isotopes as a function of energy for different intermediate mass fragments multiplicities ( $M_{IMF}$ ). (a) : experiment ( $M_A$  is the number of measured IMF's); (b) : calculation with WTR rates. Results obtained with STR rates are not shown but very close.





**Fig. 3 :** Mean and maximum of the energy distribution of carbon isotopes as a function of the multiplicity of intermediate mass fragments ( $M_{\text{IMF}}$ ) : (a) : Experiment; (b) : calculation with WTR rates for excitation energies of 5 MeV/nucleon; (c) : mean energy obtained with the MMMC model [6] for 5 MeV/nucleon; (d) : mean energy obtained with the SMM model [7] for 5 MeV/nucleon.  $E_{\text{mean}}$  is defined as the average value obtained by integration over the energy distribution of the carbons.



**Fig. 4 :** Time evolution of the yield of particles and fragments present in the system during the binary sequential decay process for WTR and STR rates.