

Soft-core baryon-baryon potentials for the complete baryon octet

V.G.J. Stoks

*Physics Division, Argonne National Laboratory, Argonne, Illinois 60439
and Centre for the Subatomic Structure of Matter, University of Adelaide, Adelaide, SA 5005,
Australia*

Th.A. Rijken

*Institute for Theoretical Physics, University of Nijmegen, Nijmegen, The Netherlands
()*

Abstract

SU(3) symmetry relations on the recently constructed hyperon-nucleon potentials are used to develop potential models for all possible baryon-baryon interaction channels. The main focus is on the interaction channels with total strangeness $S = -2$, -3 , and -4 , for which no experimental data exist yet. The potential models for these channels are based on SU(3) extensions of potential models for the $S = 0$ and $S = -1$ sectors, which *are* fitted to experimental data. Although the SU(3) symmetry is not taken to be exact, the $S = 0$ and $S = -1$ sectors still provide the necessary constraints to fix all free parameters. The potentials for the $S = -2$, -3 , and -4 sectors, therefore, do not contain any additional free parameters, which makes them the first models of this kind. Various properties of the potentials are illustrated by giving results for scattering lengths, bound states, and total cross sections.

13.75.Ev, 12.39.Pn, 21.30.-x

I. INTRODUCTION

The study of strangeness-rich systems is of fundamental importance in understanding relativistic heavy-ion collisions [1], some astrophysical problems [2,3], and the existence (or nonexistence) of certain hypernuclei. Strangeness-rich systems can be exotic multiquark systems consisting of up (u), down (d), and strange (s) quarks; like the elusive H dibaryon, a 6-quark $uuddss$ system predicted by Jaffe [4]. But they can also simply be bound states of nucleons (N), hyperons ($Y = \Lambda, \Sigma$), and cascades (Ξ). In order to get a better handle on the latter possibility, we are in need of potential models which describe all possible interactions between nucleons, hyperons, and cascades.

Although there is a wealth of accurate NN scattering data, which allows us to construct accurate NN potential models, there are only a few YN scattering data, and there are no scattering data at all for the multi-strange systems YY , ΞN , ΞY , and $\Xi\Xi$. This means that the potential models for these multi-strange interactions require input from elsewhere to define them. One possibility is to use experimental information on bound states of hypernuclei. Double- Λ hypernuclei, for example, provide information on the $\Lambda\Lambda$ and ΞN interactions. However, here one has to be careful since the extracted information is, in a sense, “contaminated” by many-body effects. Furthermore, there are no hypernuclear experimental data yet which could provide information on the ΞY or $\Xi\Xi$ interactions.

In this paper, we therefore consider a second possibility, which is to assume that the potentials obey a (slightly broken) $SU(3)$ symmetry. The potentials are parametrized in terms of one-boson exchanges, which we believe to be a very good and, certainly, effective first approximation in modeling the complete interaction. Extensions beyond the one-meson-exchange mechanism, like the inclusion of two-meson exchanges and Δ and Y^* isobars in intermediate states, are expected to be of lesser importance. The assumption of $SU(3)$ symmetry allows us to determine all coupling constants in a fit to the NN and YN scattering data, which also defines all the coupling constants needed to describe the multi-strange interactions. However, the fit to the NN and YN data still allows for some freedom in the parameters, and so in Ref. [5] we have constructed six different YN models. The different models are characterized by different choices for the magnetic vector $F/(F + D)$ ratio, α_V^m , which serves to produce different scattering lengths in the ΛN and ΣN channels, but at the same time allows all models to describe the available YN (and NN) scattering data equally well. The values chosen for α_V^m range from 0.4447 (model NSC97a) to 0.3647 (model NSC97f). Within each model, there are now no free parameters left, and so each parameter set defines a baryon-baryon potential which models all possible two-baryon interactions.

Although most of the details on the NN and YN interactions are well-known and can be found elsewhere, we have here decided to include them in order to present a complete picture of how our baryon-baryon potentials are defined. Therefore, in Sec. II we first present the $SU(3)$ -symmetric interaction Lagrangian describing the interaction vertices between mesons and members of the $J^P = \frac{1}{2}^+$ baryon octet, and define their coupling constants. (As stated above, states involving the members of the $J^P = \frac{3}{2}^+$ baryon decuplet are expected to be of lesser importance, and their inclusion is left for a future investigation.) We then identify the various channels which are possible for the baryon-baryon interaction. In most cases, the interaction is a multichannel interaction, characterized by transition potentials and thresholds.

Details are given in Sec. III. Together with the appendix of our previous publication [5], it is now straightforward to construct the potentials for all the possible baryon-baryon interaction channels. In Sec. IV we present the general features of the potentials for all the sectors with total strangeness $S = 0, \dots, -4$. We give the S -wave scattering lengths, discuss the possibility of bound states in these partial waves, and give results for the total cross sections for all leading channels. We conclude with Sec. V.

II. BARYON-BARYON CHANNELS

We consider all possible baryon-baryon interaction channels, where the baryons are the members of the $J^P = \frac{1}{2}^+$ baryon octet

$$B = \begin{pmatrix} \frac{\Sigma^0}{\sqrt{2}} + \frac{\Lambda}{\sqrt{6}} & \Sigma^+ & p \\ \Sigma^- & -\frac{\Sigma^0}{\sqrt{2}} + \frac{\Lambda}{\sqrt{6}} & n \\ -\Xi^- & \Xi^0 & -\frac{2\Lambda}{\sqrt{6}} \end{pmatrix}. \quad (2.1)$$

The empirical baryon masses, as quoted by the Particle Data Group [6], are given in Table I. The meson nonets can be written as

$$P = P_{\text{sin}} + P_{\text{oct}}, \quad (2.2)$$

where the singlet matrix P_{sin} has elements $\eta_0/\sqrt{3}$ on the diagonal, and the octet matrix P_{oct} is given by

$$P_{\text{oct}} = \begin{pmatrix} \frac{\pi^0}{\sqrt{2}} + \frac{\eta_8}{\sqrt{6}} & \pi^+ & K^+ \\ \pi^- & -\frac{\pi^0}{\sqrt{2}} + \frac{\eta_8}{\sqrt{6}} & K^0 \\ K^- & \bar{K}^0 & -\frac{2\eta_8}{\sqrt{6}} \end{pmatrix}, \quad (2.3)$$

and where we took the pseudoscalar mesons with $J^P = 0^+$ as a specific example. Introducing the following notation for the isodoublets,

$$N = \begin{pmatrix} p \\ n \end{pmatrix}, \quad \Xi = \begin{pmatrix} \Xi^0 \\ \Xi^- \end{pmatrix}, \quad K = \begin{pmatrix} K^+ \\ K^0 \end{pmatrix}, \quad K_c = \begin{pmatrix} \bar{K}^0 \\ -K^- \end{pmatrix}, \quad (2.4)$$

the most general, SU(3) invariant, interaction Lagrangian is then given by [7]

$$\begin{aligned} m_\pi \mathcal{L}_{\text{pv}}^{\text{oct}} = & -f_{NN\pi} (\bar{N} \boldsymbol{\tau} N) \cdot \boldsymbol{\pi} + i f_{\Sigma\Sigma\pi} (\bar{\boldsymbol{\Sigma}} \times \boldsymbol{\Sigma}) \cdot \boldsymbol{\pi} - f_{\Lambda\Sigma\pi} (\bar{\Lambda} \boldsymbol{\Sigma} + \bar{\boldsymbol{\Sigma}} \Lambda) \cdot \boldsymbol{\pi} - f_{\Xi\Xi\pi} (\bar{\Xi} \boldsymbol{\tau} \Xi) \cdot \boldsymbol{\pi} \\ & - f_{\Lambda NK} [(\bar{N} K) \Lambda + \bar{\Lambda} (\bar{K} N)] - f_{\Xi \Lambda K} [(\bar{\Xi} K_c) \Lambda + \bar{\Lambda} (\bar{K}_c \Xi)] \\ & - f_{\Sigma NK} [\bar{\boldsymbol{\Sigma}} \cdot (\bar{K} \boldsymbol{\tau} N) + (\bar{N} \boldsymbol{\tau} K) \cdot \boldsymbol{\Sigma}] - f_{\Xi \Sigma K} [\bar{\boldsymbol{\Sigma}} \cdot (\bar{K}_c \boldsymbol{\tau} \Xi) + (\bar{\Xi} \boldsymbol{\tau} K_c) \cdot \boldsymbol{\Sigma}] \\ & - f_{NN\eta_8} (\bar{N} N) \eta_8 - f_{\Lambda\Lambda\eta_8} (\bar{\Lambda} \Lambda) \eta_8 - f_{\Sigma\Sigma\eta_8} (\bar{\boldsymbol{\Sigma}} \cdot \boldsymbol{\Sigma}) \eta_8 - f_{\Xi\Xi\eta_8} (\bar{\Xi} \Xi) \eta_8 \\ & - f_{NN\eta_0} (\bar{N} N) \eta_0 - f_{\Lambda\Lambda\eta_0} (\bar{\Lambda} \Lambda) \eta_0 - f_{\Sigma\Sigma\eta_0} (\bar{\boldsymbol{\Sigma}} \cdot \boldsymbol{\Sigma}) \eta_0 - f_{\Xi\Xi\eta_0} (\bar{\Xi} \Xi) \eta_0, \end{aligned} \quad (2.5)$$

where we again took the pseudoscalar mesons as an example, dropped the Lorentz character of the interaction vertices (which is $\gamma_5\gamma_\mu\partial^\mu$ for pseudoscalar mesons), and introduced the charged-pion mass to make the pseudovector coupling constant f dimensionless. All coupling constants can be expressed in terms of only four parameters. The explicit expressions can be found in Ref. [5]. The Σ -hyperon is an isovector with phase chosen such [7] that

$$\boldsymbol{\Sigma}\cdot\boldsymbol{\pi} = \Sigma^+\pi^- + \Sigma^0\pi^0 + \Sigma^-\pi^+. \quad (2.6)$$

This definition for Σ^+ differs from the standard Condon and Shortley phase convention [8] by a minus sign. This means that, in working out the isospin multiplet for each coupling constant in Eq. (2.5), each Σ^+ entering or leaving an interaction vertex has to be assigned an extra minus sign. However, if the potential is first evaluated on the isospin basis and then, via an isospin rotation, transformed to the potential on the physical particle basis (see below), this extra minus sign will be automatically accounted for.

Given the interaction Lagrangian (2.5) and a theoretical scheme for deriving the potential representing a particular Feynman diagram, it is now straightforward to derive the one-meson-exchange baryon-baryon potentials. We follow the Thompson approach [9–12] and expressions for the potential in momentum space can be found in Ref. [13]. Unfortunately, the expressions for the potential in configuration space in this reference contain a number of typographical errors; the corrected expressions are given in the appendix of our previous publication on the YN potentials [5].

Since the nucleons have strangeness $S = 0$, the hyperons $S = -1$, and the cascades $S = -2$, the possible baryon-baryon interaction channels can be classified according to their total strangeness, ranging from $S = 0$ for NN to $S = -4$ for $\Xi\Xi$. Apart from the wealth of accurate NN scattering data for the total strangeness $S = 0$ sector, there are only a few YN scattering data for the $S = -1$ sector, while there are no data at all for the $S < -1$ sectors. We therefore believe that at this stage it is not yet worthwhile to explicitly account for the small mass differences between the specific charge states of the baryons and mesons; i.e., we use average masses, isospin is a good quantum number, and the potentials are calculated on the isospin basis. The possible channels on the isospin basis are given in Table II.

However, the Lippmann-Schwinger or Schrödinger equation is solved for the physical particle channels, and so scattering observables are calculated using the proper physical baryon masses. The possible channels on the physical particle basis can be classified according to the total charge Q ; these are given in Table III. The corresponding potentials are obtained from the potential on the isospin basis by making the appropriate isospin rotation. The matrix elements of the isospin rotation matrices are nothing else but the Clebsch-Gordan coefficients for the two baryon isospins making up the total isospin. (Note that this is the reason why the potential on the particle basis, obtained from applying an isospin rotation to the potential on the isospin basis, will have the correct sign for any coupling constant on a vertex, including the ones involving a Σ^+ .)

We should point out that this approach does not result in a high-precision potential for NN scattering in the $S = 0$ sector. For one thing, any NN potential which is claimed to be of high precision should at least explicitly account for the fact that the neutral pion and charged pion have different masses, because one-pion exchange is the longest-range and most important part of the interaction. Furthermore, it is well-known that the 1S_0 pp and

np partial waves show a sizable breaking of charge independence, which cannot be explained within a simple one-boson-exchange model like the one presented here, but requires the inclusion of meson mixing, two-meson exchange, and/or extra phenomenological parameters. The NN potential presented here is only included for reasons of completeness; although it certainly describes the qualitative features of the baryon-baryon potential for the $J^P = \frac{1}{2}^+$ baryon octet in the $S = 0$ sector very well, for high-accuracy quantitative calculations we recommend that one uses one of the recently constructed high-precision NN models [14–16].

In order to construct the potentials on the isospin basis, we need the matrix elements of the various meson exchanges between particular isospin states. The way to calculate these matrix elements is outlined, e.g., in Ref. [17]. The results are given in Table IV, where we use the pseudoscalar mesons as a specific example. The entries also include factors $1/\sqrt{2}$ whenever the initial or final state consists of two identical particles, and the exchange operator P for the contributions where the final-state baryons have been interchanged. The exchange operator P has the value $P = +1$ for even- L singlet and odd- L triplet partial waves, and $P = -1$ for odd- L singlet and even- L triplet partial waves. For total strangeness $S = -1$ and $S = -3$, the final-state interchanged diagram only occurs when the exchanged meson carries strangeness (K, K^*, κ, K^{**}). An interesting subtlety is that in the entry for $(\Xi N|K|\Sigma\Lambda)$ the direct and exchange contributions carry *different* coupling constants, which is the reason why they are not added together, but are given separately.

Finally, in constructing the potentials on the particle basis by applying the appropriate isospin rotation to the potential on the isospin basis, care must be taken that in a number of cases the two initial-state and/or final-state baryons belong to different charge states within the same isospin multiplet. In those cases, the multiplication with the identical-particle symmetry factor $1/\sqrt{2}$ has to be undone. In practice, this means that for each initial state or final state consisting of $|np\rangle, |\Sigma^0\Sigma^+\rangle, |\Sigma^-\Sigma^0\rangle, |\Sigma^-\Sigma^+\rangle,$ or $|\Xi^-\Xi^0\rangle$, the potential has to be multiplied by $\sqrt{2}$.

We conclude by mentioning that there is nothing that prohibits us from constructing the potentials directly on the particle basis, explicitly accounting for all the different charged states of the baryons and mesons. Although this *is* the only proper way if one is to construct a high-precision NN potential for the $S = 0$ sector, we again note that the scattering data to define the $S = -1$ sector are very scarce, and that there are no scattering data at all to define the $S < -1$ sectors. Hence, we argue that at this stage such a refinement does not yet seem to be worth the effort.

III. TRANSITION POTENTIALS

A. Thresholds

The fact that the initial-state and final-state baryons in the $S = -1, -2,$ and -3 sectors can consist of different baryons leads to so-called transition potentials. Their presence turns the Lippmann-Schwinger or Schrödinger equation into a coupled-channel matrix equation where the different channels open up depending on whether the on-shell energy exceeds a certain threshold. Let us consider the case where particle 1 with laboratory momentum p_{lab} scatters off particle 2, which is at rest in the laboratory frame, and that they represent

the lowest-mass two-baryon state for a specific (S, Q) interaction channel. The total energy squared is then given by

$$s = M_1^2(1) + M_2^2(1) + 2M_2(1)\sqrt{p_{\text{lab}}^2(1) + M_1^2(1)}, \quad (3.1)$$

where the 1 in parentheses refers to the fact that we are considering the lowest-mass (i.e., first channel) two-baryon state. The center-of-mass (cm) momentum squared in each channel i within this (S, Q) coupled-channel system is then given by

$$p_{\text{cm}}^2(i) = \frac{1}{4s} \left[s - \{M_1(i) + M_2(i)\}^2 \right] \left[s - \{M_1(i) - M_2(i)\}^2 \right]. \quad (3.2)$$

Clearly, for small values of $p_{\text{lab}}(1)$ we find that $p_{\text{cm}}^2(i)$, ($i > 1$), is negative, which means that these channels are closed. A discussion of how to handle the presence of closed channels is given, for example, in Ref. [18]. The thresholds where the higher-mass channels open up are as follows. For $(\Lambda p, \Sigma^+ n, \Sigma^0 p)$:

$$\begin{aligned} p_{\text{lab}}^{\text{th}}(\Lambda p \rightarrow \Sigma^+ n) &= 633.4 \text{ MeV}/c, \\ p_{\text{lab}}^{\text{th}}(\Lambda p \rightarrow \Sigma^0 p) &= 642.0 \text{ MeV}/c. \end{aligned} \quad (3.3)$$

For $(\Lambda n, \Sigma^0 n, \Sigma^- p)$:

$$\begin{aligned} p_{\text{lab}}^{\text{th}}(\Lambda n \rightarrow \Sigma^0 n) &= 641.7 \text{ MeV}/c, \\ p_{\text{lab}}^{\text{th}}(\Lambda n \rightarrow \Sigma^- p) &= 657.9 \text{ MeV}/c. \end{aligned} \quad (3.4)$$

For $(\Xi^0 p, \Sigma^+ \Lambda, \Sigma^0 \Sigma^+)$:

$$\begin{aligned} p_{\text{lab}}^{\text{th}}(\Xi^0 p \rightarrow \Sigma^+ \Lambda) &= 589.0 \text{ MeV}/c, \\ p_{\text{lab}}^{\text{th}}(\Xi^0 p \rightarrow \Sigma^0 \Sigma^+) &= 968.2 \text{ MeV}/c. \end{aligned} \quad (3.5)$$

For $(\Lambda \Lambda, \Xi^0 n, \Xi^- p, \Sigma^0 \Lambda, \Sigma^0 \Sigma^0, \Sigma^- \Sigma^+)$:

$$\begin{aligned} p_{\text{lab}}^{\text{th}}(\Lambda \Lambda \rightarrow \Xi^0 n) &= 326.0 \text{ MeV}/c, \\ p_{\text{lab}}^{\text{th}}(\Lambda \Lambda \rightarrow \Xi^- p) &= 361.2 \text{ MeV}/c, \\ p_{\text{lab}}^{\text{th}}(\Lambda \Lambda \rightarrow \Sigma^0 \Lambda) &= 611.3 \text{ MeV}/c, \\ p_{\text{lab}}^{\text{th}}(\Lambda \Lambda \rightarrow \Sigma^0 \Sigma^0) &= 900.8 \text{ MeV}/c, \\ p_{\text{lab}}^{\text{th}}(\Lambda \Lambda \rightarrow \Sigma^- \Sigma^+) &= 906.6 \text{ MeV}/c. \end{aligned} \quad (3.6)$$

For $(\Xi^- n, \Sigma^- \Lambda, \Sigma^- \Sigma^0)$:

$$\begin{aligned} p_{\text{lab}}^{\text{th}}(\Xi^- n \rightarrow \Sigma^- \Lambda) &= 593.1 \text{ MeV}/c, \\ p_{\text{lab}}^{\text{th}}(\Xi^- n \rightarrow \Sigma^- \Sigma^0) &= 972.8 \text{ MeV}/c. \end{aligned} \quad (3.7)$$

For $(\Xi^- \Lambda, \Xi^0 \Sigma^-, \Xi^- \Sigma^0)$:

$$\begin{aligned} p_{\text{lab}}^{\text{th}}(\Xi^- \Lambda \rightarrow \Xi^0 \Sigma^-) &= 685.4 \text{ MeV}/c, \\ p_{\text{lab}}^{\text{th}}(\Xi^- \Lambda \rightarrow \Xi^- \Sigma^0) &= 692.9 \text{ MeV}/c. \end{aligned} \quad (3.8)$$

For $(\Xi^0\Lambda, \Xi^0\Sigma^0, \Xi^-\Sigma^+)$:

$$\begin{aligned} p_{\text{lab}}^{\text{th}}(\Xi^0\Lambda \rightarrow \Xi^0\Sigma^0) &= 690.4 \text{ MeV}/c, \\ p_{\text{lab}}^{\text{th}}(\Xi^0\Lambda \rightarrow \Xi^-\Sigma^+) &= 705.9 \text{ MeV}/c. \end{aligned} \quad (3.9)$$

If one uses the nonrelativistic approximation to relate the laboratory momentum and total energy, the threshold momenta are found to be lower, where the difference can be as large as 75 MeV/ c .

B. Meson-mass corrections

Following the scheme of Refs. [9–12], we start out from the four-dimensional one-meson-exchange Feynman diagram and end up with two three-dimensional time-ordered diagrams. The propagator (energy denominator) for these two diagrams reads

$$D(\omega) = \frac{1}{2\omega} \left[\frac{1}{E_2 + E_3 - W + \omega} + \frac{1}{E_1 + E_4 - W + \omega} \right]. \quad (3.10)$$

Here, $W = \sqrt{s}$ is the total energy and $\omega^2 = \mathbf{k}^2 + m^2$, with m the meson mass and $\mathbf{k} = \mathbf{p}' - \mathbf{p}$ the momentum transfer. In the static approximation $E_i \rightarrow M_i$ and $W \rightarrow M_1^0 + M_2^0$, where we have included a superscript 0 to indicate that these masses refer to the masses of the particular interaction channel we are considering. They are not necessarily equal to the masses M_1 and M_2 occurring in the time-ordered diagrams. For example, the potential for the $\Sigma\Sigma$ contribution in the coupled-channel $\Lambda\Lambda$ system has $M_1 = M_2 = M_\Sigma$, but $M_1^0 = M_2^0 = M_\Lambda$. In principle, the propagator in the static approximation can be handled exactly using the fact that [11]

$$\frac{1}{\omega(\omega + a)} = \frac{2}{\pi} \int_0^\infty \frac{a d\lambda}{(\omega^2 + \lambda^2)(a^2 + \lambda^2)} + \frac{2\theta(-a)}{\omega^2 - a^2}, \quad (a < m). \quad (3.11)$$

This integral needs to be evaluated numerically whenever $a \neq 0$, which can be a considerable time factor in practical calculations. We therefore make the same approximation as in Ref. [5] and use the fact that $M_1^0 + M_2^0$ in most cases is rather close to half the sum of initial- and final-state baryon masses. The advantage of this, more crude, approximation is that the propagator can then be written as

$$D(\omega) \rightarrow \frac{1}{\omega^2 - \frac{1}{4}(M_3 - M_4 + M_2 - M_1)^2}, \quad (3.12)$$

which means we have introduced an effective meson mass \overline{m} , where the mass has dropped to

$$m^2 \rightarrow \overline{m}^2 = m^2 - \frac{1}{4}(M_3 - M_4 + M_2 - M_1)^2. \quad (3.13)$$

In our potentials we have included the decrease in the physical pion mass of 138.041 MeV/ c^2 to 132.58 MeV/ c^2 in $\Lambda B \rightarrow \Sigma B$, where B can be N , Σ , or Ξ , and the much more significant decrease to 114.62 MeV/ c^2 in $\Sigma\Lambda \rightarrow \Lambda\Sigma$; in all other cases, we retain the physical value

of $138.041 \text{ MeV}/c^2$. The K and K^* masses need to be reduced in all cases, where the drop in mass squared ranges from $(125.56 \text{ MeV}/c^2)^2$ in $\Xi\Sigma \rightarrow \Sigma\Xi$ to $(253.63 \text{ MeV}/c^2)^2$ in $\Sigma N \rightarrow N\Sigma$. Again, we argue that the scarce scattering data for the $S = -1$ sector and the absence of any scattering data for the $S < -1$ sectors at this point in time does not yet warrant the more sophisticated treatment of using Eq. (3.11).

IV. RESULTS

The main purpose of this paper is to present the properties of the six NSC97 potentials for the $S = -2$, -3 , and -4 sectors. The free parameters in each model are fitted to the NN and YN scattering data for the $S = 0$ and $S = -1$ sectors, respectively. Given the expressions for the coupling constants in terms of the octet and singlet parameters, and their values for the six different models as presented in Ref. [5], it is straightforward to evaluate all possible baryon-baryon-meson coupling constants needed for the $S \leq -2$ potentials. A complete set of coupling constants for models NSC97a and NSC97f is given in Tables V and VI, respectively. In almost all cases, the coupling constants for the other models, NSC97b–e, smoothly interpolate between these two extremes.

In the following we will present the model predictions for scattering lengths, bound states, and cross sections. In order to present a complete set of results for all the allowed baryon-baryon channels, we will also include the results for the $S = 0$ and $S = -1$ sectors. Additional results and applications for the YN models in the $S = -1$ sector can be found in Ref. [5].

A. Effective-range parameters

In Tables VII through XI we give the scattering lengths and effective ranges for the singlet 1S_0 and triplet 3S_1 partial waves. The Coulomb interaction is included whenever the two scattering baryons are charged. We observe the general trend that for a particular value of the total strangeness, the change in scattering length from one model to the next in most cases nicely follows the change in α_V^m (which, in principle, labels each NSC97 model).

The $S = 0$ results of Table VII are included so as to present the complete set of allowed channels. Here we also included the experimental values as found in Refs. [19–21]. We clearly see that the present NN models only encompass the qualitative features of the NN interaction. It is well-known that the differences between the experimental singlet scattering lengths and effective ranges for pp , np , and nn cannot be explained within a simple one-boson-exchange model (one needs additional contributions from meson-mixing, two-pion exchange, pion-photon exchange, etc.) and, indeed, for the NSC97 models presented here we also find that the np a_s and r_s are almost the same as the nn ones. The difference with the pp ones are due to the inclusion of the Coulomb interaction, of course. However, these differences between the experimental values are only of importance at low energies ($T_{\text{lab}} \lesssim 5 \text{ MeV}$), where the accuracy of the experimental pp and np scattering data magnifies this charge dependence [22], and so the description of the scattering data above $\sim 5 \text{ MeV}$ can still be very acceptable.

In Table VIII we repeat the $S = -1$ results for the scattering lengths from our previous publication [5], but here we also include the effective ranges. We note that also the effective ranges for the different models exhibit a very similar trend with the value of α_V^m as do the scattering lengths.

For the $S = -2$ sector the results are given in Table IX. The $\Lambda\Lambda(^1S_0)$ scattering lengths are found to be rather small, indicating a mildly attractive $\Lambda\Lambda$ interaction. Experimental information on the ground states of ${}^6_{\Lambda\Lambda}\text{He}$, ${}^{10}_{\Lambda\Lambda}\text{Be}$, and ${}^{13}_{\Lambda\Lambda}\text{B}$ [23], seems to indicate a separation energy of $\Delta B_{\Lambda\Lambda} = 4 - 5$ MeV, corresponding to a rather strong attractive $\Lambda\Lambda$ interaction. As a matter of fact, an estimate for the $\Lambda\Lambda(^1S_0)$ scattering length, based on such a value for $\Delta B_{\Lambda\Lambda}$, gives $a_{\Lambda\Lambda}(^1S_0) \approx -2.0$ fm [24,25]. In the present approach, we can only increase the attraction in the $\Lambda\Lambda$ channel by modifying the scalar-exchange potential. However, if the scalar mesons are viewed as being mainly $q\bar{q}$ states, one finds that the (attractive) scalar-exchange part of the interaction in the various channels satisfies

$$|V_{\Lambda\Lambda}| < |V_{\Lambda N}| < |V_{NN}|. \quad (4.1)$$

The NSC97 fits to the YN scattering data [5] give values for the scalar-meson mixing angle which seem to point to almost ideal mixing for the scalars as $q\bar{q}$ states, and so an increased attraction in the $\Lambda\Lambda$ channel would give rise to (experimentally unobserved) bound states in the ΛN channel. On the other hand, preliminary results from a potential model which also includes two-meson exchanges within the present framework [26], do show the apparently required attraction in the $\Lambda\Lambda$ interaction without giving rise to ΛN bound states.

The large values for the triplet effective range r_t in $\Xi^0 p$ and $\Xi^- n$ are a simple reflection of the fact that the 3S_1 phase shift at small laboratory momenta is very small and only very slowly increases in magnitude. The 3S_1 phase shift for models NSC97a, NSC97b, and NSC97f starts off positive (hence, negative a_t), does not exceed 0.3° at $p_{\text{lab}} = 100$ MeV/ c , and then becomes negative at about 175 MeV/ c . The 3S_1 phase shift for models NSC97c-e starts off negative, but is still only about -1.0° at $p_{\text{lab}} = 125$ MeV/ c .

The sizable positive scattering lengths for $\Sigma^+\Sigma^+$ and $\Sigma^-\Sigma^-$ are a signal for bound states, which will be discussed in the next subsection.

The effective-range parameters for the $S = -3$ sector are given in Table X. In this case, the large values for the singlet and triplet effective ranges in $\Xi^-\Sigma^-$ are a reflection of the fact that the presence of the Coulomb interaction causes the 1S_0 and 3S_1 phase shifts to start off very flatly at 180° . Removing the Coulomb interaction also removes the extreme flatness, as can be seen from the much more modest values for the effective ranges in $\Xi^0\Sigma^+$.

Finally, the effective-range parameters for the $S = -4$ sector are given in Table XI. Also in this case, the positive values for the singlet scattering lengths indicate bound states; see the next subsection.

B. Bound states in S waves

Because the NN triplet scattering length is slightly off (see Table VII), it is not surprising that the NSC97 results for the deuteron are slightly off as well. The binding energies range from -2.19 MeV for NSC97a to -2.07 MeV for NSC97f, which is to be compared to the experimental deuteron binding energy of $-2.224575(9)$ MeV [27]. In view of these results,

we want to stress once more that the NSC97 NN potentials are here only included for reasons of completeness. They should not be used for any high-precision quantitative calculations, for which much more suitable potential models can be found in the literature [14–16].

It turns out that the presence or absence of bound states in the other interaction channels can best be understood in terms of the SU(3) irreducible representations (irreps) to which the channel belongs, and the well-known fact that the NN interaction has a bound state in the 3S_1 - 3D_1 coupled partial wave (the deuteron) and a quasi bound state in the 1S_0 partial wave. If an interaction belongs to the same irrep as the NN interaction, unbroken SU(3) symmetry would imply that it also exhibits a bound state or quasi bound state. However, SU(3) is not an exact symmetry: the nucleons, hyperons, and cascades have different masses. But it is possible that remnants of these (quasi) bound states can still appear or that quasi bound states turn into truly bound states. In order to make this comparison, we list in Table XII all the irreps to which the various baryon-baryon interactions belong, as derived from details given in Ref. [7].

The NN , ΣN , $\Sigma\Sigma$, $\Xi\Sigma$ and $\Xi\Sigma$ 1S_0 interactions all belong to the same $\{27\}$ irrep. For these interactions this is also the only irrep. The $NN({}^1S_0)$ interaction has a quasi bound state, and so we also expect (quasi) bound states in the other channels. This is indeed what we find. The effective “potential” W for these interactions is shown in Fig. 1, where we refer to Ref. [13] for the definition of W . We only show the results for models NSC97a and NSC97f as an example; the other models show very similar behavior. We note that the short-range repulsion increases with the reduced mass of the system, except for the $\Xi\Sigma$ interaction which has less repulsion than the $\Xi\Sigma$ interaction. The attractive tails of the NN and ΣN interactions are almost identical, and so it is not surprising that we also find a quasi bound state in Σ^+p and Σ^-n ; note that the scattering lengths are rather similar to those of pp and nn .

The tail of the $\Sigma\Sigma$ interaction is almost twice as strong; strong enough to support a bound state. The presence of bound states could already be inferred from the relatively large positive scattering lengths for these systems; see Table IX. The binding energies in $\Sigma^+\Sigma^+$ range from -1.53 MeV for NSC97a to -3.07 MeV for NSC97f, while in $\Sigma^-\Sigma^-$ they range from -1.59 MeV for NSC97a to -3.17 MeV for NSC97f.

The attraction in $\Xi\Sigma$ is even stronger and extends to smaller inter-baryon distances. The binding energies in $\Xi^0\Sigma^+$ range from -3.02 MeV for NSC97a to -16.5 MeV for NSC97f. The presence of the Coulomb interaction in $\Xi^-\Sigma^-$ causes a shift of roughly 1 MeV, resulting in binding energies of -2.30 MeV for NSC97a to -15.6 MeV for NSC97f.

Finally, the attraction in $\Xi\Sigma$ is also strong enough to support a bound state. The $\Xi^0\Sigma^0$ and $\Xi^-\Xi^0$ give almost identical results ranging from -0.10 MeV for NSC97a to -15.8 MeV for NSC97f. Again, the presence of the Coulomb interaction in $\Xi^-\Xi^-$ causes a shift of about 1 MeV, and so the NSC97a model no longer supports a bound state in this channel.

The NN and $\Xi\Sigma$ 3S_1 - 3D_1 interactions both belong to the $\{10^*\}$ irrep, and so, in analogy with the deuteron bound state in NN , we also expect bound states in $\Xi\Sigma$. Indeed, in $\Xi^0\Sigma^+$ the binding energies range from -5.64 MeV for NSC97a to -36.1 MeV for NSC97f, whereas in $\Xi^-\Sigma^-$ they range from -4.86 MeV for NSC97a to -35.3 MeV for NSC97f.

The fact that the nucleons and cascades both form isodoublets might suggest that the NN and $\Xi\Sigma$ interactions are very similar. Although this is true for the $I = 1$ partial waves (both interactions belong to the $\{27\}$ irrep), this is not the case for the $I = 0$ partial waves.

In Table XII we see that the $I = 0$ NN interaction belongs to the $\{10^*\}$ irrep, while the $I = 0$ $\Xi\Xi$ interaction belongs to the $\{10\}$ irrep. The $\{10^*\}$ supports a bound state (the deuteron), but apparently the $\{10\}$ does not, as can be deduced from the fact that a bound state in the 3S_1 - 3D_1 Σ^+p or Σ^-n channel has never been found. This explains why here we also do not find a bound state in $\Xi^-\Xi^0$: there is no deuteron-analogue in $\Xi\Xi$.

An analysis on the presence or absence of bound states in all the other interaction channels is much more difficult. The reason, of course, is that none of these remaining interactions belongs to one single irrep. Hence, it is possible that the presence of one particular irrep might provide enough attraction to support a bound state, but that the presence of another irrep reduces this attraction and prevents the existence of a bound state. The analysis is further complicated by the fact that these other interactions (on the particle basis) do not belong to pure isospin states, and so there is an additional mixing of contributions from different irreps. Therefore, we here do not attempt to analyze these channels and simply suffice by stating that we do not find S -wave bound states in any of them.

C. Total cross sections

We next present the predictions for the total cross section for all (S, Q) channels. Whenever a coupling to different channels is involved (i.e., for the ΛN , $\Lambda\Lambda$, ΞN , and $\Xi\Lambda$ interactions), we only show the result for the leading channel. For those cases where both baryons are charged, we do not include the purely Coulomb contribution to the total cross section, but we do include the Coulomb interference to the nuclear amplitude. The cross section is calculated by summing the contributions from partial waves with orbital angular momentum up to and including $L = 2$. We find this to be sufficient for all the $S \neq 0$ sectors; inclusion of any higher partial waves has no significant effect. In the case of NN scattering ($S = 0$) we go up to $L = 4$, which is high enough to capture the general energy dependence of the NN total cross section. Inclusion of higher partial waves will shift the total cross section to slightly higher values without changing the overall shape. Of course, their inclusion would be necessary if a detailed comparison with real experimental data were to be made.

In Fig. 2(a) we give the nn , np , and purely nuclear pp total cross sections for model NSC97a. The curves for the other five models NSC97b–f are indistinguishable on this scale, and are therefore left out. This similarity is a reflection of the fact that all six models give an equally good description of the $S = 0$ sector. The purely nuclear pp and nn results are also almost identical which is a consequence of the fact that the NSC97 NN models do not contain any explicit charge-symmetry breaking, and so any difference is totally due to the neutron-proton mass difference, which is very small. All three cross sections look very similar, but at $T_{\text{lab}} = 300$ MeV the np cross section of ~ 39 mb is slightly lower than the nn and pp cross sections of ~ 51 mb. Below $T_{\text{lab}} \lesssim 200$ MeV the np cross section becomes larger, while at very small laboratory kinetic energies (not visible in this figure) the nn and pp cross sections rapidly exceed the np cross section again by more than a factor of two. In Fig. 2(b) we also give the pp result where we include the modification due to the Coulomb-nuclear interference. In order to illustrate the fact that this interference cross section vanishes as the laboratory kinetic energy approaches zero, we have included a subplot where we have

expanded the 0–1 MeV region.

In Fig. 3 we give the Σ^-n , Σ^+p , Λp , and Λn total cross sections. The purely nuclear Σ^+p total cross section is very similar to the Σ^-n one, and so here we only give the Σ^+p cross section including the Coulomb-nuclear interference modification. Note that for the $S = -1$ sector (and all other $S \neq 0$ sectors to be presented below), the total cross section is given as a function of laboratory momentum p_{lab} , rather than of laboratory kinetic energy T_{lab} . The reason is that experimental data for NN scattering are usually given at a certain T_{lab} , whereas for YN scattering they are usually given at a certain p_{lab} . The Λp and Λn total cross sections show a cusp effect when the $\Lambda p \rightarrow \Sigma^+n$ and $\Lambda n \rightarrow \Sigma^0n$ thresholds open up. The cusp is due to the enhancement in the 3S_1 waves, which is caused by the coupling of the ΛN and ΣN channels and the rather strong interaction in the 3S_1 -wave ΣN channel. For Λn we also observe a small bump when the threshold to Σ^-p opens up. Again we note that the curves for the six NSC97 models are very close to each other, which reflects the fact that these models all describe the (scarce) YN scattering data equally well [5]. The spread in the curves at low momenta corresponds to a similar spread in the scattering lengths; see Table VIII.

In Fig. 4 we present the $\Lambda\Lambda$, Ξ^-n and Ξ^0p , and $\Sigma^+\Sigma^+$ total cross sections; the latter for both the purely nuclear case and the case including the Coulomb-nuclear interference modification. The two corresponding $\Sigma^-\Sigma^-$ total cross sections are left out, since they are almost exactly the same as the $\Sigma^+\Sigma^+$ ones. Here, for the first time, the differences between the six models clearly manifest themselves. The value for the $\Lambda\Lambda$ total cross section at small momenta varies by almost a factor of four, while at high momenta there is also a variation of at least a factor of two. It is interesting that only NSC97e exhibits a smoothed-out cusp effect when the two $\Lambda\Lambda \rightarrow \Xi N$ thresholds open up, whereas the other models exhibit no such enhancement. The six NSC97 results for the two ΞN total cross sections are all very similar up to laboratory momenta close to 590 MeV/ c , where the thresholds to $\Sigma^-\Lambda$ or $\Sigma^+\Lambda$ open up. All models exhibit a clear cusp effect, NSC97f being the most pronounced. We also observe a cusp effect due to the opening up of the $\Sigma^-\Sigma^0$ and $\Sigma^0\Sigma^+$ channels, but for models NSC97e and NSC97f this effect is shifted to laboratory momenta lower than the actual threshold value (about 970 MeV/ c). A possible explanation for this phenomenon is that the transition potential has enough attraction to cause a virtual bound state, which manifests itself as a multichannel resonance, rather than a cusp. The NSC97 results for the $\Sigma\Sigma$ total cross sections show some variation at low momenta, while for $p_{\text{lab}} \gtrsim 200$ MeV/ c all six models give very similar results. The variation at low momenta could already be inferred from inspecting the $\Sigma\Sigma$ 1S_0 scattering lengths in Table IX: here the models show a substantial variation as well.

The total cross sections for $\Xi^0\Sigma^+$ and $\Xi^-\Sigma^-$, and for $\Xi^-\Lambda$ and $\Xi^0\Lambda$ are shown in Fig. 5. The $\Xi\Sigma$ and $\Xi\Lambda$ total cross sections are found to be rather similar to the ΣN and ΛN total cross sections, at least as far as the general energy dependence is concerned. It is also interesting to note that for high laboratory momenta the $\Xi\Lambda$ total cross sections are roughly of the same magnitude as the ΛN ones. These similarities can be understood from the fact that both nucleons and cascades form isospin doublets, and so the $S = -1$ and $S = -3$ interactions belong to the same set of SU(3) irreps; see Table XII. The only difference is an interchange of $\{10\}$ and $\{10^*\}$. This might also be the reason why there is no cusp effect in the $\Xi\Lambda$ cross section (at the threshold momentum of 690 MeV/ c): the isospin-1/2 ($\Lambda N, \Sigma N$)

interaction involves the $\{10^*\}$ irrep, to which also the deuteron belongs, whereas the isospin-1/2 ($\Xi\Lambda, \Xi\Sigma$) interaction involves the $\{10\}$ irrep. The small bump in the NSC97c cross section is then probably due to the fact that the coupling to the isospin-3/2 $\Xi\Sigma$ interaction (which belongs to the $\{10^*\}$ irrep) in this case is strong enough to cause an enhancement. A further difference is that the $\Xi\Lambda$ and $\Xi\Sigma$ results exhibit much more variation from one model to the next as do the ΛN and ΣN results.

Finally, the total cross sections for $\Xi^0\Xi^0$, $\Xi^-\Xi^0$, and $\Xi^-\Xi^-$ are given in Fig. 6. For $\Xi^-\Xi^-$ we give both the purely nuclear cross section (c) and the one including the Coulomb-nuclear interference modification (d). As expected, the results are similar to the NN results, but again the differences between the six NSC97 models are much more pronounced. The NSC97a result for the total cross sections is found to be very large, as was to be expected in view of the large 1S_0 scattering length, given in Table XI.

V. SUMMARY AND CONCLUSION

As already stated in our previous publication [5], the NSC97 potentials presented here are an important step forward in modeling the baryon-baryon interactions for scattering and hypernuclei in the context of broken $SU(3)_F$ symmetry. The potentials are based on the one-boson-exchange model, where the coupling constants at the baryon-baryon-meson vertices are restricted by the broken $SU(3)$ symmetry. Each type of meson exchange (pseudoscalar, vector, scalar) contains five free parameters: a singlet coupling constant, an octet coupling constant, the $F/(F+D)$ ratio α , a meson-mixing angle, and a parameter λ which effectively accounts for the fact that the strange quark is much heavier than the up and down quarks. However, they are not all treated as free parameters: the pseudoscalar and vector $F/(F+D)$ parameters and meson-mixing angles are fixed from other sources [5]. The potentials are regularized with exponential cutoff parameters, which provide a few additional free parameters. Most of these parameters are fixed in the fit to the wealth of accurate NN scattering data, while the remaining ones are fixed in the fit to the (few) YN scattering data. Here we note that, although the scattering data for the YN sector are very scarce, they are extremely valuable in constraining YN potential models. As a matter of fact, it is not at all trivial to obtain a good fit to the YN data and at the same time avoid (experimentally unobserved) bound states in the ΛN and ΣN channels. However, there is still enough freedom to construct six different models, NSC97a through NSC97f. They all describe the NN and YN data equally well, but differ on a more detailed level. The assumption of $SU(3)$ symmetry then allows us to extend these models to the higher strangeness channels (i.e., YY and all interactions involving cascades), without the need to introduce additional free parameters. The NSC97 models are the first potential models of this kind.

In order to illustrate the basic properties of these potentials, we have presented results for scattering lengths, possible bound states in S -waves, and total cross sections. The results for the six different models are rather similar for the $S = 0$ (NN) and $S = -1$ (YN) sectors, but then each model was fitted such as to ensure equally good descriptions of the data. The predictions for the $S \leq -2$ sectors can be viewed as extrapolations and, indeed, those results show much more variation from one model to the next. It would, therefore, be very worthwhile to have experimental information on the interactions in these $S \leq -2$ sectors

to further constrain the potentials, and to test the SU(3)-symmetry assumptions that have been made. Information from hypernuclear data assumes knowledge of how to treat many-body effects, and so two-body scattering data would be preferred. However, we realize, of course, that hyperons and cascades are short-lived and hard to produce in large quantities, which makes it very difficult indeed to set up a good scattering experiment.

Armed with the fact that we know that the $NN\ ^1S_0$ interaction, belonging to the $\{27\}$ irrep, is attractive enough to form a quasi bound state, and that the $NN\ ^3S_1$ - 3D_1 interaction, belonging to the $\{10^*\}$ irrep, causes the deuteron bound state, we can understand the presence of bound states in some of the other channels by virtue of the fact whether the corresponding interaction involves the $\{27\}$ or $\{10^*\}$ irrep, or not. This is an interesting observation, because our potentials do not obey a perfect SU(3) symmetry. First of all, we use the physical baryon masses which are substantially different from the SU(3) average. Second, the cutoff parameters which regularize the vertices are not dictated by to what irrep a particular interaction belongs [13], but rather by what meson is being exchanged; for more details, see Ref. [5]. Finally, for each type of meson exchange, we have introduced a parameter λ which explicitly breaks the SU(3) symmetry (in some models up to 20%); see above and Ref. [5]. In spite of these modifications, our results show that the general features of an exact SU(3) symmetry survive to a remarkable degree. Again, experimental information on the $S \leq -2$ systems will be invaluable as a test of these results.

We conclude by mentioning that these NSC97 potentials provide an excellent starting point for calculations on multi-strange systems. Unlike other approaches, these are the first models for which the $S \leq -2$ interactions contain no free parameters, and for which the $S = 0$ and $S = -1$ interactions are fitted to the two-body scattering data. They can be used to calculate properties of hypernuclei (including double- Λ or even more exotic hypernuclei) and to explore strange nuclear matter. Our initial efforts for the latter will be published elsewhere [28].

ACKNOWLEDGMENTS

The authors would like to thank J.J. de Swart and T.-S.H. Lee for many stimulating discussions. We would also especially like to thank P.M.M. Maessen who did pioneering work on constructing a soft-core model for the $S = -2$ interaction, which formed the starting point for developing the present $S \leq -2$ NSC97 models. The work of V.G.J.S. was partly supported by the U.S. Department of Energy, Nuclear Physics Division, under Contract No. W-31-109-ENG-38.

REFERENCES

- [1] See, e.g., B. Shiva Kumar, Nucl. Phys. **A590**, 29c (1995), and references therein.
- [2] See, e.g., G. Baym, Nucl. Phys. **A590**, 233c (1995), and references therein.
- [3] M. Prakash and J.M. Lattimer, Nucl. Phys. **A639**, 433c (1998), and references therein.
- [4] R.L. Jaffe, Phys. Rev. Lett. **38**, 195 (1977); **38**, 617(E) (1977).
- [5] Th.A. Rijken, V.G.J. Stoks, and Y. Yamamoto, Phys. Rev. C **59**, 21 (1999).
- [6] R.M. Barnett *et al.* (Particle Data Group), Phys. Rev. D **54**, 1 (1996).
- [7] J.J. de Swart, Rev. Mod. Phys. **35**, 916 (1963); **37**, 326(E) (1965).
- [8] E.U. Condon and G.H. Shortley, *The Theory of Atomic Spectra* (Cambridge University Press, Cambridge, England, 1935).
- [9] R.H. Thompson, Phys. Rev. D **1**, 110 (1970).
- [10] Th.A. Rijken, Ann. Phys. (N.Y.) **208**, 253 (1991).
- [11] Th.A. Rijken and V.G.J. Stoks, Phys. Rev. C **46**, 73 (1992); **46**, 102 (1992).
- [12] Th.A. Rijken and V.G.J. Stoks, Phys. Rev. C **54**, 2851 (1996); **54**, 2869 (1996).
- [13] P.M.M. Maessen, Th.A. Rijken, and J.J. de Swart, Phys. Rev. C **40**, 2226 (1989).
- [14] V.G.J. Stoks, R.A.M. Klomp, C.P.F. Terheggen, and J.J. de Swart, Phys. Rev. C **49**, 2950 (1994).
- [15] R.B. Wiringa, V.G.J. Stoks, and R. Schiavilla, Phys. Rev. C **51**, 38 (1995).
- [16] R. Machleidt, F. Sammarruca, and Y. Song, Phys. Rev. C **53**, 1483 (1996).
- [17] D.M. Brink and G.R. Satchler, *Angular Momentum* (Oxford University Press, 1968).
- [18] M.M. Nagels, T.A. Rijken, and J.J. de Swart, Ann. Phys. (N.Y.) **79**, 338 (1973).
- [19] J.R. Bergervoet, P.C. van Campen, W.A. van der Sanden, and J.J. de Swart, Phys. Rev. C **38**, 15 (1988).
- [20] L. Koester and W. Nistler, Z. Phys. A **272**, 189 (1975).
- [21] G.F. de Téramond and B. Gabioud, Phys. Rev. C **36**, 691 (1987).
- [22] V. Stoks and J.J. de Swart, Phys. Rev. C **47**, 761 (1993); **52**, 1698 (1995).
- [23] R.H. Dalitz, D.H. Davis, P.H. Fowler, A. Montwill, J. Pniewski, and J.A. Zakrewski, Proc. Roy. Soc. (London) **A426**, 1 (1989).
- [24] Y.C. Tang and B.C. Herndon, Phys. Rev. **138**, B637 (1965).
- [25] A.R. Bodmer and S. Ali, Phys. Rev. **138**, B644 (1965).
- [26] Th.A. Rijken, Nucl. Phys. **A639**, 29c (1998).
- [27] C. van der Leun and C. Alderliesten, Nucl. Phys. **A380**, 261 (1982).
- [28] V.G.J. Stoks and T.-S.H. Lee, submitted to Phys. Rev. C.

TABLES

TABLE I. Baryon masses in MeV/c^2 .

| Baryon | | Mass |
|---------|------------|-----------|
| Nucleon | p | 938.27231 |
| | n | 939.56563 |
| Hyperon | Λ | 1115.684 |
| | Σ^+ | 1189.37 |
| | Σ^0 | 1192.55 |
| | Σ^- | 1197.436 |
| Cascade | Ξ^0 | 1314.90 |
| | Ξ^- | 1321.32 |

TABLE II. Possible interaction channels on the isospin basis, labeled according to the total strangeness S and total isospin I .

| | $I = 0$ | $I = \frac{1}{2}$ | $I = 1$ | $I = \frac{3}{2}$ | $I = 2$ |
|----------|---|---------------------------|--|-------------------|----------------|
| $S = 0$ | NN | | NN | | |
| $S = -1$ | | $(\Lambda N, \Sigma N)$ | | ΣN | |
| $S = -2$ | $(\Lambda\Lambda, \Xi N, \Sigma\Sigma)$ | | $(\Xi N, \Sigma\Lambda, \Sigma\Sigma)$ | | $\Sigma\Sigma$ |
| $S = -3$ | | $(\Xi\Lambda, \Xi\Sigma)$ | | $\Xi\Sigma$ | |
| $S = -4$ | $\Xi\Xi$ | | $\Xi\Xi$ | | |

TABLE III. Possible interaction channels on the particle basis, labeled according to the total strangeness S and total particle charge Q .

| | $Q = -2$ | $Q = -1$ | $Q = 0$ | $Q = +1$ | $Q = +2$ |
|----------|---------------------|---|--|--|---------------------|
| $S = 0$ | | | nn | np | pp |
| $S = -1$ | | $\Sigma^- n$ | $(\Lambda n, \Sigma^0 n, \Sigma^- p)$ | $(\Lambda p, \Sigma^+ n, \Sigma^0 p)$ | $\Sigma^+ p$ |
| $S = -2$ | $\Sigma^- \Sigma^-$ | $(\Xi^- n, \Sigma^- \Lambda, \Sigma^- \Sigma^0)$ | $(\Lambda\Lambda, \Xi^0 n, \Xi^- p, \Sigma^0 \Lambda, \Sigma^0 \Sigma^0, \Sigma^- \Sigma^+)$ | $(\Xi^0 p, \Sigma^+ \Lambda, \Sigma^0 \Sigma^+)$ | $\Sigma^+ \Sigma^+$ |
| $S = -3$ | $\Xi^- \Sigma^-$ | $(\Xi^- \Lambda, \Xi^0 \Sigma^-, \Xi^- \Sigma^0)$ | $(\Xi^0 \Lambda, \Xi^0 \Sigma^0, \Xi^- \Sigma^+)$ | $\Xi^0 \Sigma^+$ | |
| $S = -4$ | $\Xi^- \Xi^-$ | $\Xi^- \Xi^0$ | $\Xi^0 \Xi^0$ | | |

TABLE IV. Isospin factors for the various meson exchanges in the different total strangeness and isospin channels. P is the exchange operator. The $I = 2$ case only contributes to $S = -2$ $\Sigma\Sigma$ scattering where the isospin factors can collectively be given by $(\Sigma\Sigma|\eta, \eta', \pi|\Sigma\Sigma) = \frac{1}{2}(1 + P)$, and so they are not separately displayed in the table.

| $S = 0$ | $I = 0$ | $I = 1$ |
|---|-------------------------------|------------------------|
| $(NN \eta, \eta' NN)$ | $\frac{1}{2}(1 - P)$ | $\frac{1}{2}(1 + P)$ |
| $(NN \pi NN)$ | $-\frac{3}{2}(1 - P)$ | $\frac{1}{2}(1 + P)$ |
| $S = -1$ | $I = \frac{1}{2}$ | $I = \frac{3}{2}$ |
| $(\Lambda N \eta, \eta' \Lambda N)$ | 1 | 0 |
| $(\Sigma N \eta, \eta' \Sigma N)$ | 1 | 1 |
| $(\Sigma N \pi \Sigma N)$ | -2 | 1 |
| $(\Lambda N \pi \Sigma N)$ | $-\sqrt{3}$ | 0 |
| $(\Lambda N K N\Lambda)$ | P | 0 |
| $(\Sigma N K N\Sigma)$ | $-P$ | $2P$ |
| $(\Lambda N K N\Sigma)$ | $-P\sqrt{3}$ | 0 |
| $S = -2$ | $I = 0$ | $I = 1$ |
| $(\Lambda\Lambda \eta, \eta' \Lambda\Lambda)$ | $\frac{1}{2}(1 + P)$ | 0 |
| $(\Xi N \eta, \eta' \Xi N)$ | $\frac{1}{2}(1 + P)$ | 1 |
| $(\Sigma\Sigma \eta, \eta' \Sigma\Sigma)$ | $\frac{1}{2}(1 + P)$ | $\frac{1}{2}(1 - P)$ |
| $(\Sigma\Lambda \eta, \eta' \Sigma\Lambda)$ | 0 | 1 |
| $(\Xi N \pi \Xi N)$ | -3 | 1 |
| $(\Sigma\Sigma \pi \Sigma\Sigma)$ | $-(1 + P)$ | $-\frac{1}{2}(1 - P)$ |
| $(\Lambda\Lambda \pi \Sigma\Sigma)$ | $-\frac{1}{2}\sqrt{3}(1 + P)$ | 0 |
| $(\Sigma\Lambda \pi \Lambda\Sigma)$ | 0 | P |
| $(\Sigma\Sigma \pi \Sigma\Lambda)$ | 0 | $(1 - P)$ |
| $(\Lambda\Lambda K \Xi N)$ | $1 + P$ | 0 |
| $(\Sigma\Sigma K \Xi N)$ | $\sqrt{3}(1 + P)$ | $\sqrt{2}(1 - P)$ |
| $(\Xi N K \Sigma\Lambda)$ | 0 | $\sqrt{2}; -P\sqrt{2}$ |
| $S = -3$ | $I = \frac{1}{2}$ | $I = \frac{3}{2}$ |
| $(\Xi\Lambda \eta, \eta' \Xi\Lambda)$ | 1 | 0 |
| $(\Xi\Sigma \eta, \eta' \Xi\Sigma)$ | 1 | 1 |
| $(\Xi\Sigma \pi \Xi\Sigma)$ | -2 | 1 |
| $(\Xi\Lambda \pi \Xi\Sigma)$ | $\sqrt{3}$ | 0 |
| $(\Xi\Lambda K \Lambda\Xi)$ | P | 0 |
| $(\Xi\Sigma K \Sigma\Xi)$ | $-P$ | $2P$ |
| $(\Xi\Lambda K \Sigma\Xi)$ | $P\sqrt{3}$ | 0 |
| $S = -4$ | $I = 0$ | $I = 1$ |
| $(\Xi\Xi \eta, \eta' \Xi\Xi)$ | $\frac{1}{2}(1 - P)$ | $\frac{1}{2}(1 + P)$ |
| $(\Xi\Xi \pi \Xi\Xi)$ | $-\frac{3}{2}(1 - P)$ | $\frac{1}{2}(1 + P)$ |

TABLE V. Coupling constants for model NSC97a, divided by $\sqrt{4\pi}$. M refers to the meson. The coupling constants are listed in the order pseudoscalar, vector (g and f), scalar, and diffractive.

| Type | M | NNM | $\Sigma\Sigma M$ | $\Sigma\Lambda M$ | $\Xi\Sigma M$ | M | ΛNM | $\Lambda\Sigma M$ | ΣNM | $\Sigma\Sigma M$ |
|------|---------------|--------|--------------------|-------------------|---------------|----------|--------------|--------------------|------------------|------------------|
| f | π | 0.2729 | 0.1937 | 0.2032 | -0.0791 | K | -0.2578 | 0.0633 | 0.0757 | -0.2612 |
| g | ρ | 0.8369 | 1.6738 | 0.0000 | 0.8369 | K^* | -1.2009 | 1.2009 | -0.6933 | -0.6933 |
| f | | 3.5317 | 3.1409 | 2.2647 | -0.3908 | | -3.1917 | 1.3154 | 0.3238 | -2.9260 |
| g | a_0 | 1.3951 | 3.0301 | -0.1385 | 1.6350 | κ | -2.3448 | 2.4720 | -1.5006 | -1.2804 |
| g | a_2 | 0.0000 | 0.0000 | 0.0000 | 0.0000 | K^{**} | 0.0000 | 0.0000 | 0.0000 | 0.0000 |
| Type | M | NNM | $\Lambda\Lambda M$ | $\Sigma\Sigma M$ | $\Xi\Sigma M$ | M | NNM | $\Lambda\Lambda M$ | $\Sigma\Sigma M$ | $\Xi\Sigma M$ |
| f | η | 0.1331 | -0.1210 | 0.2560 | -0.1654 | η' | 0.1441 | 0.2351 | 0.0975 | 0.2483 |
| g | ω | 2.9213 | 1.3995 | 2.2521 | 0.5499 | ϕ | -0.4145 | -1.0738 | -1.7281 | -1.7397 |
| f | | 1.1834 | -1.2299 | 1.4740 | -1.5653 | | 1.0933 | -1.9109 | 1.4251 | -2.3011 |
| g | ε | 4.6564 | 2.6380 | 3.1131 | 1.0709 | f_0 | -0.1423 | -1.8195 | -2.5165 | -3.5623 |
| g | P | 2.2722 | 2.2722 | 2.2722 | 2.2722 | f_2 | -1.7435 | -1.7435 | -1.7435 | -1.7435 |

TABLE VI. Coupling constants for model NSC97f, divided by $\sqrt{4\pi}$. M refers to the meson. The coupling constants are listed in the order pseudoscalar, vector (g and f), scalar, and diffractive.

| Type | M | NNM | $\Sigma\Sigma M$ | $\Sigma\Lambda M$ | $\Xi\Sigma M$ | M | ΛNM | $\Lambda\Sigma M$ | ΣNM | $\Sigma\Sigma M$ |
|------|---------------|--------|--------------------|-------------------|---------------|----------|--------------|--------------------|------------------|------------------|
| f | π | 0.2729 | 0.1937 | 0.2032 | -0.0791 | K | -0.3347 | 0.0822 | 0.0983 | -0.3390 |
| g | ρ | 0.8369 | 1.6738 | 0.0000 | 0.8369 | K^* | -1.7222 | 1.7222 | -0.9943 | -0.9943 |
| f | | 3.5317 | 2.5758 | 2.5909 | -0.9559 | | -4.1896 | 1.1112 | 1.1357 | -4.1961 |
| g | a_0 | 1.3951 | 3.1758 | -0.2226 | 1.7807 | κ | -2.8237 | 3.0619 | -1.9053 | -1.4928 |
| g | a_2 | 0.0000 | 0.0000 | 0.0000 | 0.0000 | K^{**} | 0.0000 | 0.0000 | 0.0000 | 0.0000 |
| Type | M | NNM | $\Lambda\Lambda M$ | $\Sigma\Sigma M$ | $\Xi\Sigma M$ | M | NNM | $\Lambda\Lambda M$ | $\Sigma\Sigma M$ | $\Xi\Sigma M$ |
| f | η | 0.1331 | -0.0757 | 0.2800 | -0.2433 | η' | 0.1441 | 0.3417 | 0.0454 | 0.4491 |
| g | ω | 2.9213 | 2.8782 | 1.7592 | 1.9526 | ϕ | -0.4145 | -2.2085 | -1.3498 | -3.9939 |
| f | | 1.1834 | -0.7105 | 2.3234 | -1.9811 | | 0.2709 | -2.7207 | 1.9311 | -4.5508 |
| g | ε | 4.6564 | 3.3827 | 2.5449 | 1.4766 | f_0 | -0.1423 | -2.5141 | -2.4120 | -5.0924 |
| g | P | 2.2722 | 2.2722 | 2.2722 | 2.2722 | f_2 | -1.7435 | -1.7435 | -1.7435 | -1.7435 |

TABLE VII. Singlet (1S_0) and triplet (3S_1) scattering lengths, $a_{s,t}$, and effective ranges, $r_{s,t}$, in fm for the different models in the total strangeness $S = 0$ (NN) sector. The experimental values are from Refs. [19–21].

| Model | $pp(^1S_0)$ | | $np(^1S_0)$ | | $np(^3S_1)$ | | $nn(^1S_0)$ | |
|-------|-------------|-----------|-------------|---------|-------------|----------|-------------|----------|
| | a_s | r_s | a_s | r_s | a_t | r_t | a_s | r_s |
| a | -7.48 | 2.75 | -15.79 | 2.83 | 5.43 | 1.72 | -15.88 | 2.83 |
| b | -7.36 | 2.77 | -15.21 | 2.84 | 5.48 | 1.73 | -15.29 | 2.84 |
| c | -7.27 | 2.78 | -14.81 | 2.85 | 5.52 | 1.74 | -14.88 | 2.85 |
| d | -7.22 | 2.78 | -14.56 | 2.86 | 5.55 | 1.74 | -14.63 | 2.86 |
| e | -7.20 | 2.79 | -14.49 | 2.86 | 5.56 | 1.74 | -14.56 | 2.86 |
| f | -7.19 | 2.79 | -14.45 | 2.86 | 5.57 | 1.74 | -14.52 | 2.86 |
| Exp. | -7.8063(26) | 2.794(14) | -23.749(8) | 2.81(5) | 5.424(3) | 1.760(5) | -18.5(4) | 2.80(11) |

TABLE VIII. Singlet (1S_0) and triplet (3S_1) scattering lengths, $a_{s,t}$, and effective ranges, $r_{s,t}$, in fm for the different models in the total strangeness $S = -1$ (YN) sector.

| Model | Σ^+p | | Λp | | Λn | | Σ^-n | |
|-------|-------------|--------|-------------|-------|-------------|-------|-------------|--------|
| | a_s | a_t | a_s | a_t | a_s | a_t | a_s | a_t |
| a | -4.35 | -0.14 | -0.71 | -2.18 | -0.77 | -2.15 | -6.06 | -0.18 |
| b | -4.32 | -0.17 | -0.90 | -2.13 | -0.97 | -2.09 | -6.06 | -0.18 |
| c | -4.28 | -0.25 | -1.20 | -2.08 | -1.28 | -2.07 | -5.98 | -0.28 |
| d | -4.23 | -0.29 | -1.71 | -1.95 | -1.82 | -1.94 | -5.89 | -0.33 |
| e | -4.23 | -0.28 | -2.10 | -1.86 | -2.24 | -1.83 | -5.90 | -0.32 |
| f | -4.35 | -0.25 | -2.51 | -1.75 | -2.68 | -1.67 | -6.16 | -0.29 |
| Model | r_s | r_t | r_s | r_t | r_s | r_t | r_s | r_t |
| a | 3.16 | -59.48 | 5.86 | 2.76 | 6.09 | 2.71 | 3.27 | -40.27 |
| b | 3.17 | -43.24 | 4.92 | 2.84 | 5.09 | 2.80 | 3.28 | -29.28 |
| c | 3.18 | -20.26 | 4.11 | 2.92 | 4.22 | 2.86 | 3.28 | -13.79 |
| d | 3.19 | -16.78 | 3.46 | 3.08 | 3.52 | 3.01 | 3.29 | -11.29 |
| e | 3.18 | -19.63 | 3.19 | 3.19 | 3.24 | 3.14 | 3.28 | -13.01 |
| f | 3.14 | -25.35 | 3.03 | 3.32 | 3.07 | 3.34 | 3.24 | -16.44 |

TABLE IX. Singlet (1S_0) and triplet (3S_1) scattering lengths, $a_{s,t}$, and effective ranges, $r_{s,t}$, in fm for the different models in the total strangeness $S = -2$ (YY and ΞN) sector.

| | $\Sigma^+\Sigma^+$ | | $\Xi^0 p$ | | $\Lambda\Lambda$ | | $\Xi^- n$ | | $\Sigma^-\Sigma^-$ |
|-------|--------------------|-------|-----------|-------|------------------|----------|-----------|-------|--------------------|
| Model | a_s | a_s | a_t | a_s | a_s | a_s | a_t | a_s | |
| a | 10.32 | 0.46 | -0.038 | -0.27 | 0.46 | -0.039 | 10.06 | | |
| b | 9.96 | 0.45 | -0.045 | -0.38 | 0.45 | -0.046 | 9.72 | | |
| c | 9.69 | 0.43 | 0.001 | -0.53 | 0.43 | 0.001 | 9.46 | | |
| d | 8.77 | 0.42 | 0.041 | -0.53 | 0.42 | 0.040 | 8.58 | | |
| e | 8.10 | 0.41 | 0.050 | -0.50 | 0.41 | 0.050 | 7.94 | | |
| f | 6.98 | 0.40 | -0.030 | -0.35 | 0.40 | -0.031 | 6.85 | | |
| Model | r_s | r_s | r_t | r_s | r_s | r_t | r_s | | |
| a | 1.60 | -6.12 | 661 | 15.00 | -6.09 | 634 | 1.59 | | |
| b | 1.59 | -6.41 | 497 | 10.24 | -6.37 | 479 | 1.58 | | |
| c | 1.57 | -6.97 | $> 10^5$ | 7.43 | -6.92 | $> 10^5$ | 1.57 | | |
| d | 1.54 | -7.57 | 533 | 8.24 | -7.51 | 546 | 1.53 | | |
| e | 1.51 | -8.08 | 339 | 9.11 | -8.01 | 346 | 1.50 | | |
| f | 1.46 | -8.94 | 912 | 14.68 | -8.88 | 870 | 1.46 | | |

TABLE X. Singlet (1S_0) and triplet (3S_1) scattering lengths, $a_{s,t}$, and effective ranges, $r_{s,t}$, in fm for the different models in the total strangeness $S = -3$ (ΞY) sector.

| | $\Xi^0\Sigma^+$ | | $\Xi^0\Lambda$ | | $\Xi^-\Lambda$ | | $\Xi^-\Sigma^-$ | |
|-------|-----------------|-------|----------------|-------|----------------|-------|-----------------|-------|
| Model | a_s | a_t | a_s | a_t | a_s | a_t | a_s | a_t |
| a | 4.13 | 3.21 | -0.80 | 0.54 | -0.83 | 0.52 | 0.34 | 0.23 |
| b | 3.59 | 2.88 | -1.14 | 2.15 | -1.18 | 1.55 | 0.27 | 0.20 |
| c | 3.11 | 2.96 | -1.81 | -0.27 | -1.86 | -0.34 | 0.22 | 0.21 |
| d | 2.67 | 2.56 | -2.47 | 0.06 | -2.56 | 0.04 | 0.18 | 0.17 |
| e | 2.47 | 2.23 | -2.65 | 0.17 | -2.75 | 0.17 | 0.16 | 0.14 |
| f | 2.32 | 1.71 | -2.11 | 0.33 | -2.19 | 0.33 | 0.15 | 0.10 |
| Model | r_s | r_t | r_s | r_t | r_s | r_t | r_s | r_t |
| a | 1.46 | 1.28 | 4.71 | -0.47 | 4.79 | -0.41 | 2225 | 3295 |
| b | 1.41 | 1.24 | 3.80 | -1.32 | 3.84 | -1.20 | 2795 | 3850 |
| c | 1.35 | 1.28 | 3.11 | 9.83 | 3.13 | 6.60 | 3465 | 3720 |
| d | 1.27 | 1.21 | 2.88 | 180.9 | 2.89 | 272.1 | 4300 | 4530 |
| e | 1.22 | 1.12 | 2.89 | 15.15 | 2.88 | 15.54 | 4770 | 5440 |
| f | 1.17 | 0.96 | 3.21 | 2.79 | 3.21 | 2.66 | 5170 | 7580 |

TABLE XI. Singlet (1S_0) and triplet (3S_1) scattering lengths, $a_{s,t}$, and effective ranges, $r_{s,t}$, in fm for the different models in the total strangeness $S = -4$ ($\Xi\Xi$) sector.

| Model | $\Xi^0\Xi^0(^1S_0)$ | | $\Xi^-\Xi^0(^1S_0)$ | | $\Xi^-\Xi^0(^3S_1)$ | | $\Xi^-\Xi^-(^1S_0)$ | |
|-------|---------------------|-------|---------------------|-------|---------------------|-------|---------------------|--------|
| | a_s | r_s | a_s | r_s | a_t | r_t | a_s | r_s |
| a | 17.81 | 1.85 | 17.28 | 1.85 | 0.40 | 3.45 | -1.27 | -609.3 |
| b | 5.60 | 1.62 | 5.56 | 1.62 | 0.36 | 4.64 | 0.62 | 1069 |
| c | 3.41 | 1.44 | 3.40 | 1.44 | 0.27 | 9.89 | 0.26 | 2686 |
| d | 2.66 | 1.33 | 2.66 | 1.33 | 0.28 | 10.18 | 0.18 | 3840 |
| e | 2.46 | 1.30 | 2.45 | 1.30 | 0.33 | 6.88 | 0.16 | 4290 |
| f | 2.38 | 1.29 | 2.38 | 1.29 | 0.48 | 2.80 | 0.16 | 4465 |

TABLE XII. SU(3) content of the different interaction channels. S is the total strangeness and I is the isospin. The upper half refers to the space-spin symmetric states $^3S_1, ^1P_1, ^3D, \dots$, while the lower half refers to the space-spin antisymmetric states $^1S_0, ^3P, ^1D_2, \dots$.

| Space-spin symmetric states | | | |
|---------------------------------|-----|---------------------------------------|-----------------------------|
| S | I | Channels | SU(3) irreps |
| 0 | 0 | NN | $\{10^*\}$ |
| -1 | 1/2 | $\Lambda N, \Sigma N$ | $\{10^*\}, \{8\}_a$ |
| | 3/2 | ΣN | $\{10\}$ |
| -2 | 0 | ΞN | $\{8\}_a$ |
| | 1 | $\Xi N, \Sigma\Sigma$ | $\{10\}, \{10^*\}, \{8\}_a$ |
| -3 | 1/2 | $\Sigma\Lambda$ | $\{10\}, \{10^*\}$ |
| | 3/2 | $\Xi\Lambda, \Xi\Sigma$ | $\{10\}, \{8\}_a$ |
| -4 | 0 | $\Xi\Sigma$ | $\{10^*\}$ |
| -4 | 0 | $\Xi\Xi$ | $\{10\}$ |
| Space-spin antisymmetric states | | | |
| S | I | Channels | SU(3) irreps |
| 0 | 1 | NN | $\{27\}$ |
| -1 | 1/2 | $\Lambda N, \Sigma N$ | $\{27\}, \{8\}_s$ |
| | 3/2 | ΣN | $\{27\}$ |
| -2 | 0 | $\Lambda\Lambda, \Xi N, \Sigma\Sigma$ | $\{27\}, \{8\}_s, \{1\}$ |
| | 1 | $\Xi N, \Sigma\Lambda$ | $\{27\}, \{8\}_s$ |
| | 2 | $\Sigma\Sigma$ | $\{27\}$ |
| -3 | 1/2 | $\Xi\Lambda, \Xi\Sigma$ | $\{27\}, \{8\}_s$ |
| | 3/2 | $\Xi\Sigma$ | $\{27\}$ |
| -4 | 1 | $\Xi\Xi$ | $\{27\}$ |

FIGURES

FIG. 1. Effective “potential” W in MeV for the 1S_0 partial wave in the NN , ΣN , $\Sigma\Sigma$, $\Xi\Sigma$, and $\Xi\Xi$ channels. The results are for models NSC97a and NSC97f; the other models show very similar behavior.

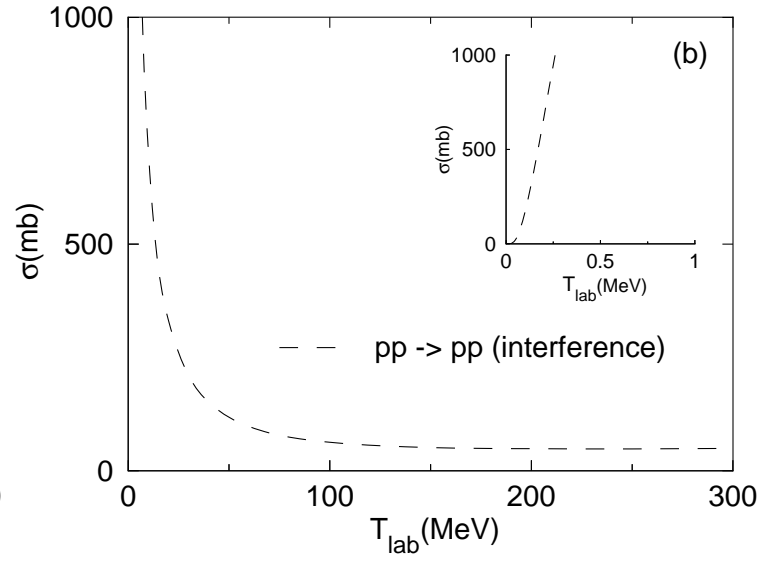
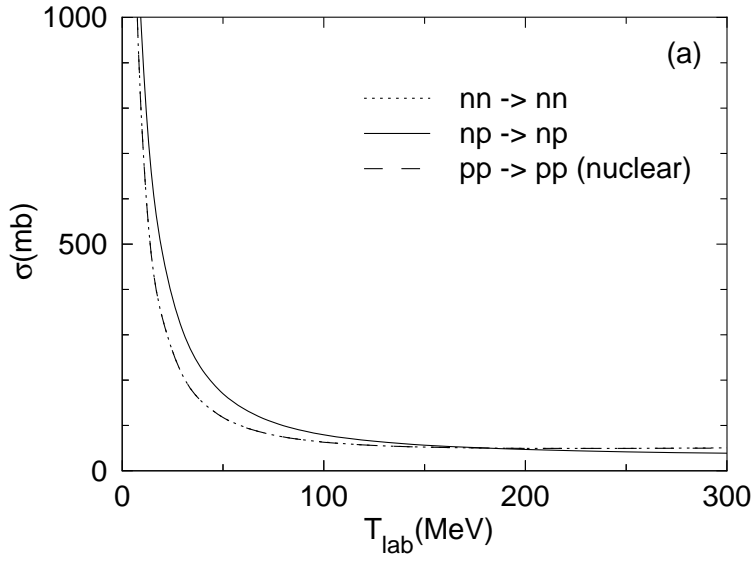
FIG. 2. Prediction of the total cross section in mb: (a) for nn , np , and purely nuclear pp scattering; and (b) for pp scattering including the Coulomb-nuclear interference modification. The results are for NSC97a, but the other five NSC97 models give identical results.

FIG. 3. Prediction of the total cross section in mb for (a) Σ^-n , (b) Σ^+p including the Coulomb-nuclear interference modification, (c) Λp , and (d) Λn scattering.

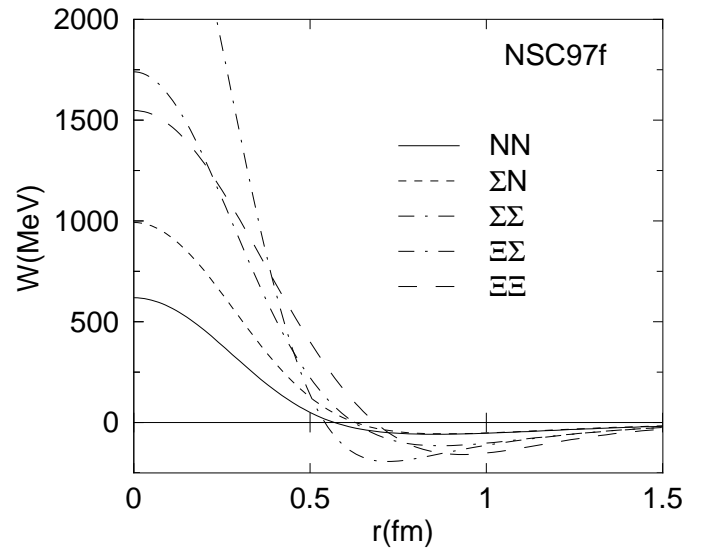
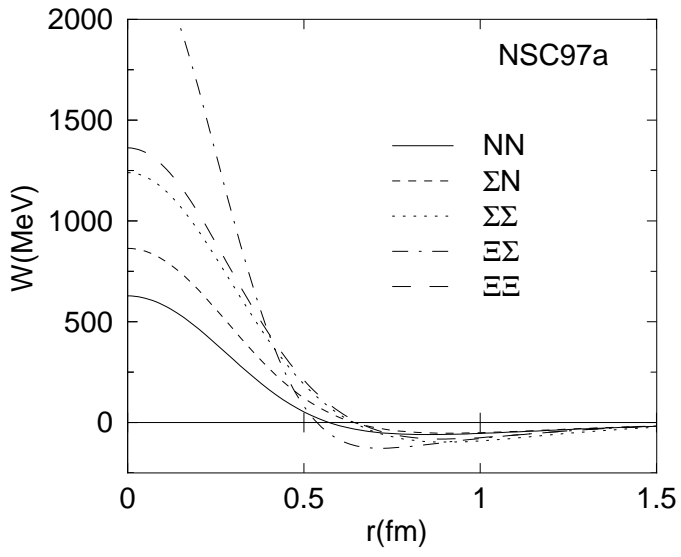
FIG. 4. Prediction of the total cross section in mb for (a) $\Lambda\Lambda$, (b) Ξ^-n , (c) Ξ^0p , (d) purely nuclear $\Sigma^+\Sigma^+$, and (e) $\Sigma^+\Sigma^+$ scattering including the Coulomb-nuclear interference modification. The nuclear and Coulomb-nuclear interference results for $\Sigma^-\Sigma^-$ scattering are practically identically to the corresponding $\Sigma^+\Sigma^+$ cases and, hence, are not shown explicitly.

FIG. 5. Prediction of the total cross section in mb for (a) $\Xi^0\Sigma^+$, (b) $\Xi^-\Sigma^-$ including the Coulomb-nuclear interference modification, (c) $\Xi^-\Lambda$, and (d) $\Xi^0\Lambda$ scattering.

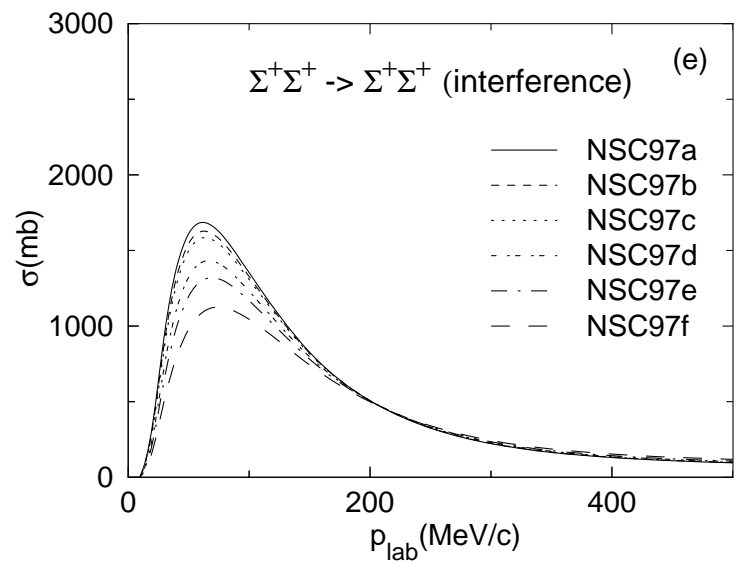
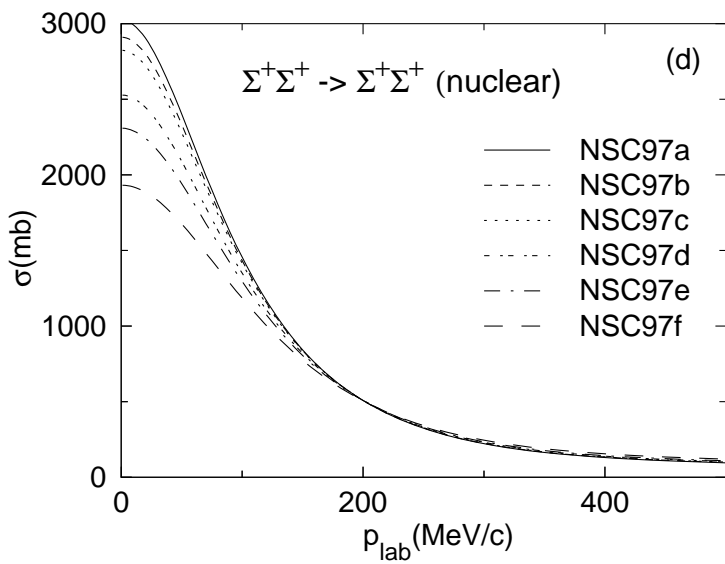
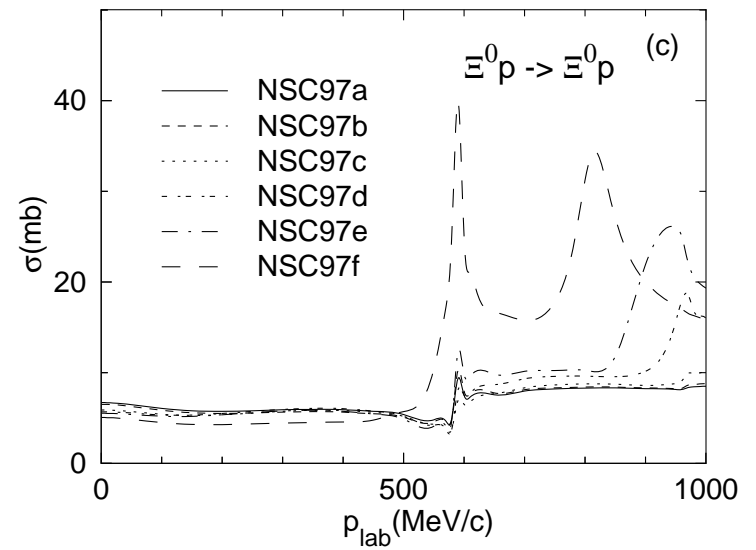
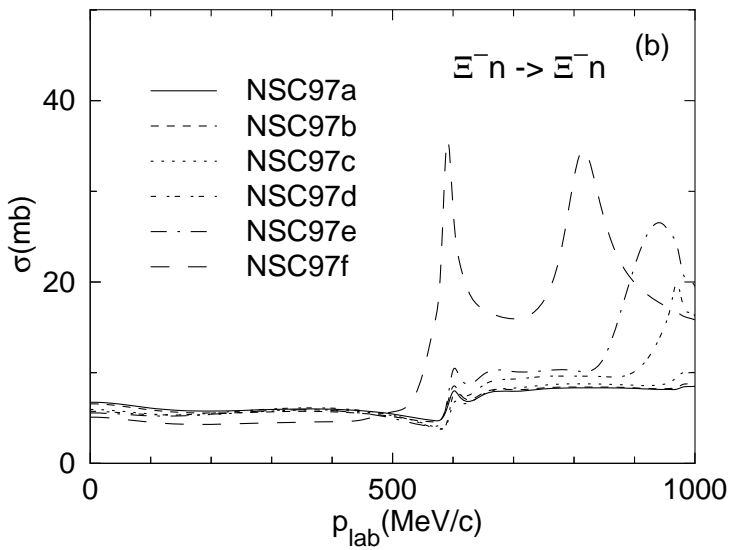
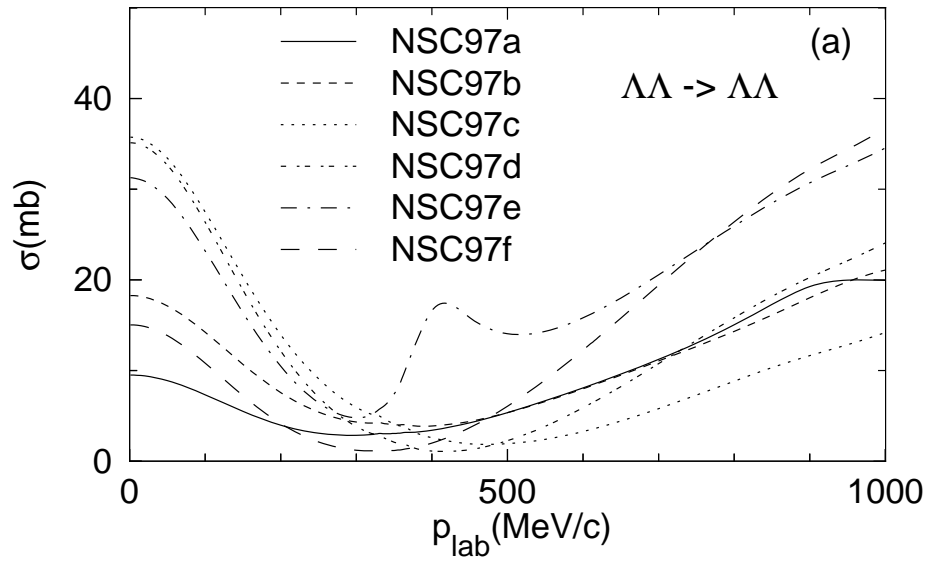
FIG. 6. Prediction of the total cross section in mb for (a) $\Xi^0\Xi^0$, (b) $\Xi^-\Xi^0$, (c) purely nuclear $\Xi^-\Xi^-$, and (d) $\Xi^-\Xi^-$ scattering including the Coulomb-nuclear interference modification.



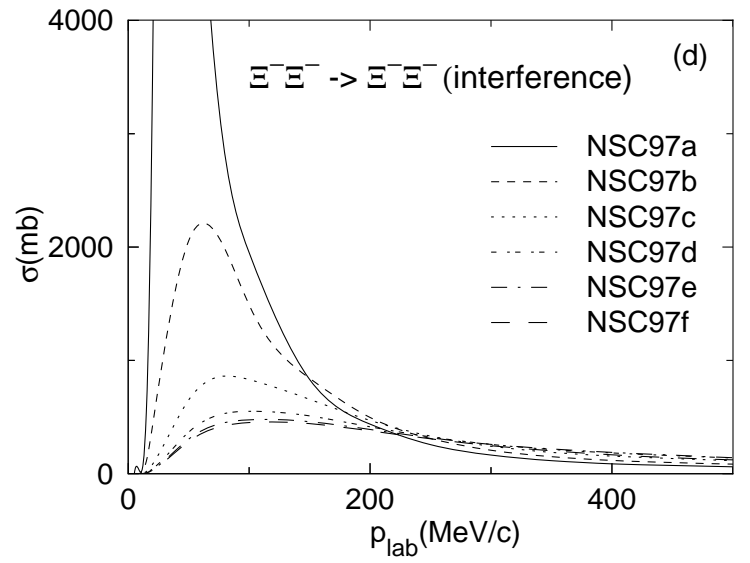
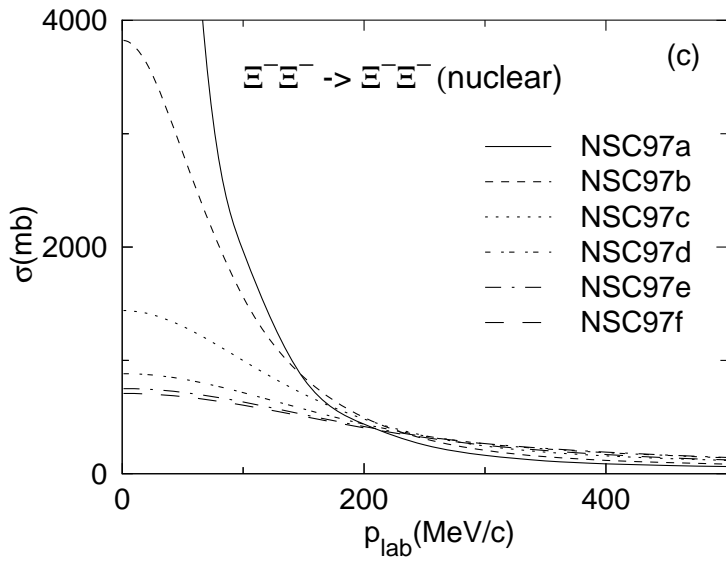
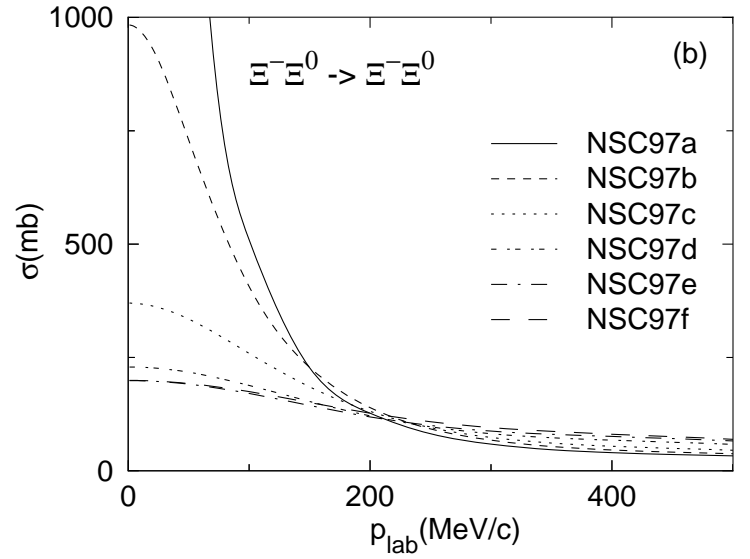
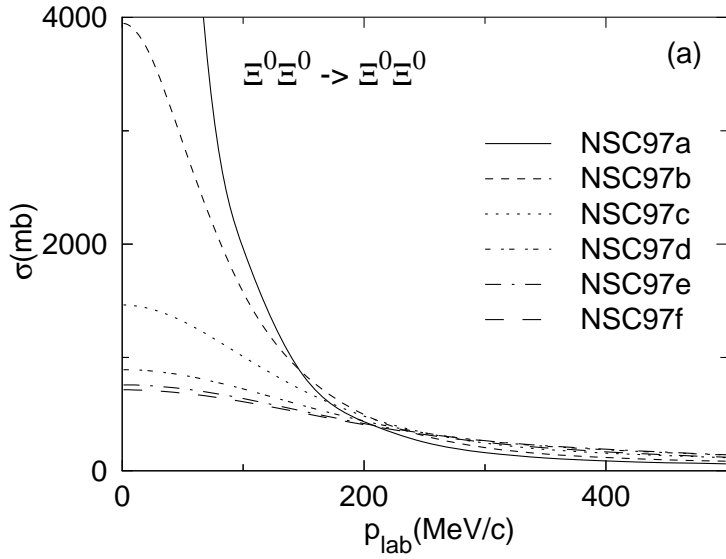
Stoks, Rijken: BB potential; Fig.2



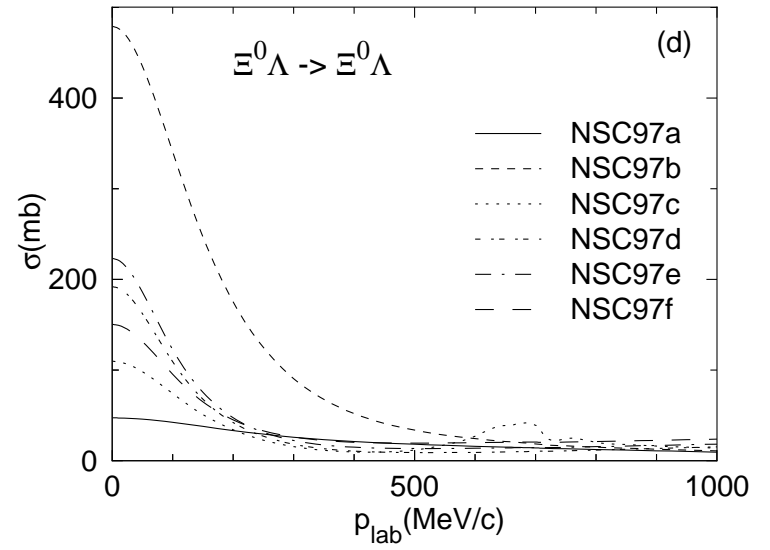
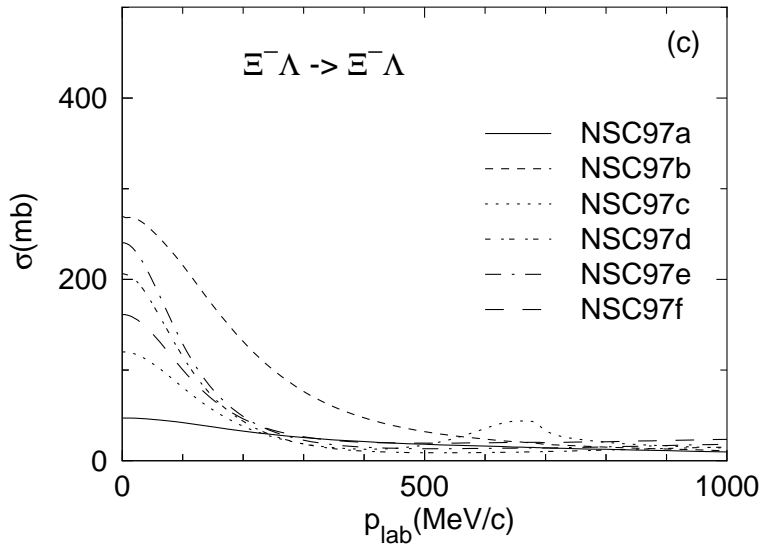
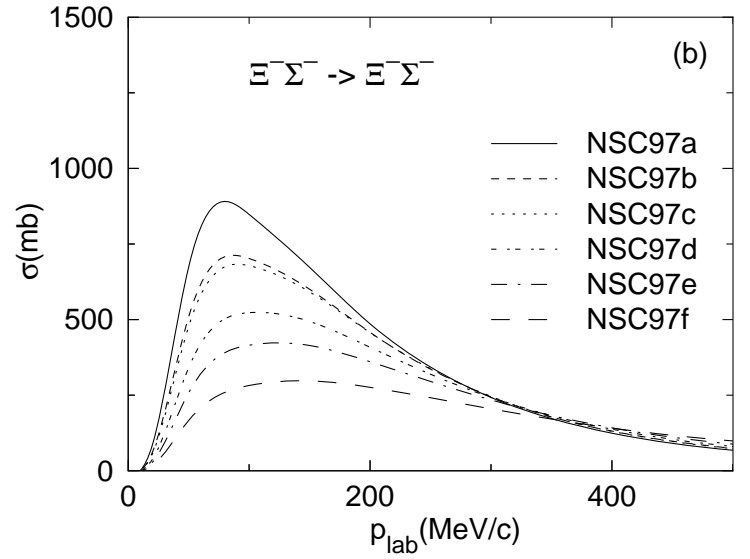
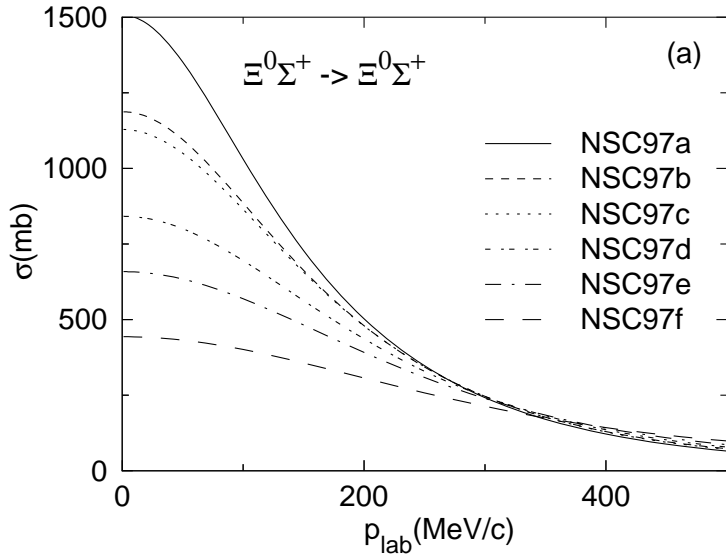
Stoks, Rijken: BB potential; Fig.1



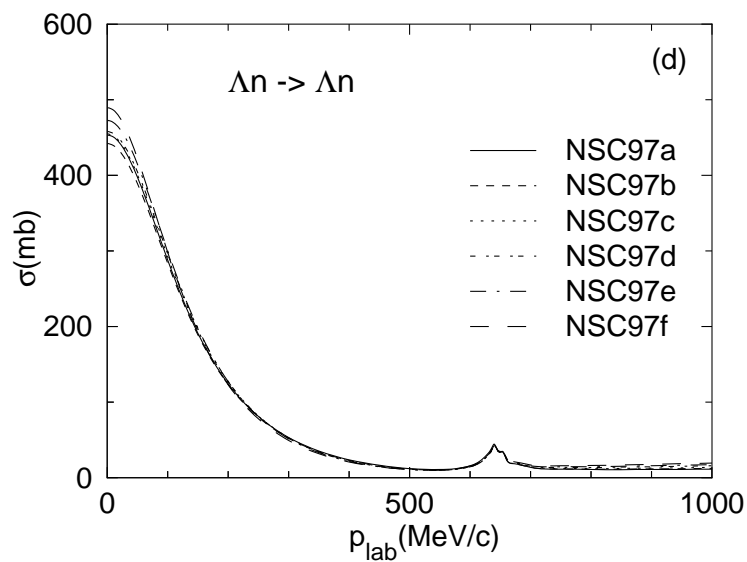
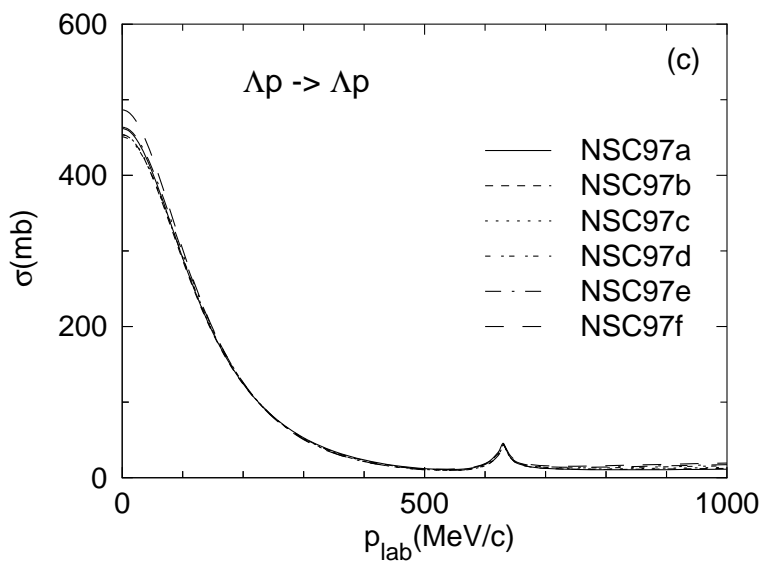
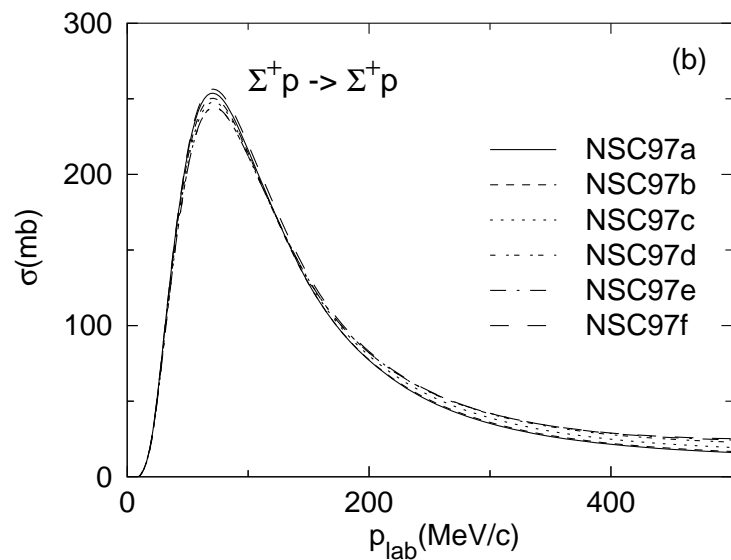
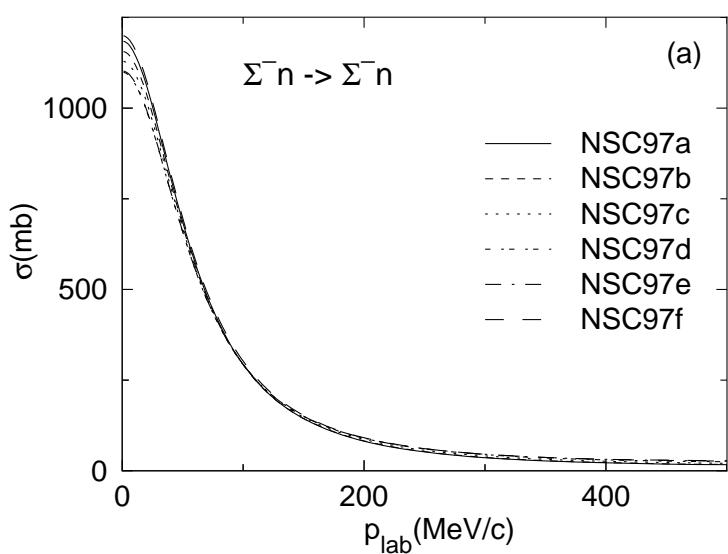
Stoks, Rijken: BB potential; Fig.4



Stoks, Rijken: BB potential; Fig.6



Stoks, Rijken: BB potential; Fig.5



Stoks, Rijken: BB potential; Fig.3