

# On the possibility of $f_0$ observation in low energy $pp$ collisions<sup>\*</sup>

E.L. Bratkovskaya<sup>1</sup>, W. Cassing<sup>1</sup>, L.A. Kondratyuk<sup>2</sup> and A. Sibirtsev<sup>1</sup>

<sup>1</sup> Institute for Theoretical Physics,  
University of Giessen, D-35392 Giessen, Germany

<sup>2</sup> Institute of Theoretical and Experimental Physics,  
117259 Moscow, Russia

Received: date / Revised version: date

**Abstract.** Within the meson-exchange model we calculate  $f_0$ -meson production cross section in  $\pi N$  and  $NN$  reactions and investigate the possibility for  $f_0$  observation via the  $K\bar{K}$  decay mode in  $pp$  collisions. Our studies indicate that an extraction of the  $f_0$  signal is unlikely due to the large background from nonresonant reaction channels.

**PACS.** 13.75.Cs Nucleon-nucleon interactions – 13.75.Gx Pion-baryon interactions

## 1 Introduction

The status of the scalar  $f_0$ -meson is still an open problem in particle physics. In the 1996 Review of Particle Physics [1] the  $f_0$  decay modes were announced as  $78.1 \pm 2.4\%$  for the  $\pi\pi$  and  $21.9 \pm 2.4\%$  for the  $K\bar{K}$ -channel. In the 1998 Review [2], however, the  $f_0 \rightarrow \pi\pi$  mode is established as *dominant*, while the  $f_0 \rightarrow K\bar{K}$  mode is stated as *seen*.

A recent theoretical status of the problem has been presented by Oller and Oset [3] and Krehl, Rapp and Speth [4]. Here we do not attempt to add a further summary on the problem, but discuss the possibility for a direct observation of  $f_0$ -mesons in low energy proton-proton collisions. Our study is relevant to the measurement of  $K^+K^-$  spectra from  $pp$  interactions performed recently by the DISTO Collaboration at SATURNE [5] as well as to the current experimental program at COSY [6].

It is well known that the resonance spectral function is distorted if one of the resonance decay channels has a threshold within the resonance width [7]. A classical example is the scalar  $f_0$ -meson with a pole mass slightly below the  $K\bar{K}$  threshold, but due to the finite  $f_0$  width this decay channel is kinematically allowed. This leads to an enhanced  $K\bar{K}$  production close to the two kaon mass and was observed experimentally in  $\pi N$  reactions [8, 9, 10, 11, 12, 13, 14]. Moreover, as was proposed by Bashinskii and Kerbikov [15], similar phenomena can be directly observed in the  $pd \rightarrow {}^3\text{He}X$  reaction close to the  $K\bar{K}$  threshold.

Here we focus on the  $K\bar{K}$  production in  $pp$  reactions. We start with the paradigm proposed by Morgan and Pennington [16, 17] and use the Breit-Wigner resonance prescription for the  $f_0$ -

meson, though keeping in mind the simplicity of the BW approximation as e.g. pointed out by Janssen et al. [18].

## 2 The reaction $\pi N \rightarrow f_0 N$

In order to test the validity of the approach [16, 17] we start with the  $\pi N \rightarrow f_0 N \rightarrow K\bar{K}N$  reaction. The relevant one-pion exchange diagram is shown in Fig. 1; the corresponding differential cross section can be calculated as

$$\frac{d\sigma}{dM} = \int_{t_{min}}^{t_{max}} dt \frac{1}{2^8 \pi^3 s} \frac{|\mathbf{k}|}{|\mathbf{q}|^2} |M_{if}|^2, \quad (1)$$

where  $M$  is the invariant  $K\bar{K}$ -mass,  $s$  is the total energy of the pion-nucleon system squared,  $\mathbf{q}$  is the pion three-momentum in the  $\pi N$  center-of-mass frame, while  $\mathbf{k}$  is the kaon three-momentum in the  $f_0$  rest frame and  $|\mathbf{k}| = \sqrt{M^2 - 4m_\pi^2}/2$ . In (1)  $t$  stands for the transferred four-momentum squared  $t = (p'_2 - p_2)^2$ , where  $p_2, p'_2$  are the four-momenta of the nucleons in the initial and final states.

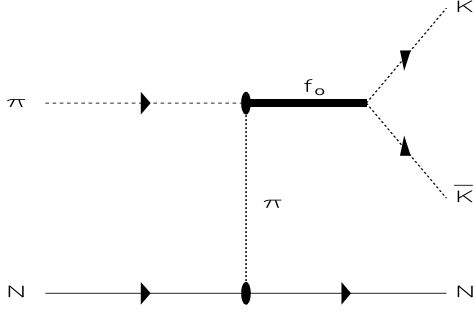
The matrix element in Eq. (1) is given by

$$M_{if} = g_{\pi NN} \bar{u}(p'_2) i \gamma_5 u(p_2) \frac{A_{\pi\pi \rightarrow KK}(M)}{t - m_\pi^2} \times F_{\pi NN}(t) F_{f_0 \pi\pi}(t). \quad (2)$$

In principle, the  $\pi\pi \rightarrow K\bar{K}$  amplitude can be taken as a  $K$ -matrix solution from the coupled channel analysis of the experimental data on  $\pi p$  and  $\bar{p}p$  reactions (cf. Anisovich et al. [14]). Another way is to adopt the Breit-Wigner approach and to define the  $\pi\pi \rightarrow K\bar{K}$  amplitude as

$$A_{\pi\pi \rightarrow KK}(M) = \frac{g_{f_0\pi\pi} g_{f_0KK}}{M^2 - m_{f_0}^2 + i m_{f_0} \Gamma_{tot}(M)}, \quad (3)$$

<sup>\*</sup> Supported by Forschungszentrum Jülich, BMBF and DFG



**Fig. 1.** Diagram for the  $\pi N \rightarrow f_0 N \rightarrow K \bar{K} N$  reaction.

where  $g_{f_0\pi\pi}$  and  $g_{f_0KK}$  denote the coupling constants, while  $m_{f_0}$  and  $\Gamma_{tot}$  are the mass and width of the  $f_0$ -meson, respectively. Finally, the squared matrix element – averaged over the initial and summed over the final states – is given as

$$|M_{if}|^2 = \frac{g_{\pi NN}^2 g_{f_0\pi\pi}^2 g_{f_0KK}^2}{(M^2 - m_{f_0}^2)^2 + m_{f_0}^2 \Gamma_{tot}^2(M)} \times \frac{-t}{(t - m_\pi^2)^2} F_{\pi NN}^2(t) F_{f_0\pi\pi}^2(t), \quad (4)$$

where  $F_{\pi NN}$  is the form factor at the  $\pi NN$  vertex taken in the monopole form

$$F(t) = \frac{\Lambda^2 - m_\pi^2}{\Lambda^2 - t} \quad (5)$$

with a cut-off parameter  $\Lambda = 1.05$  GeV [20]. The  $\pi NN$  coupling constant is  $g_{\pi NN}^2/4\pi = 14.4$  [19].  $F_{f_0\pi\pi}$  is the form factor at the  $f_0\pi\pi$  vertex taken as in (5) with  $\Lambda = 1.05$  GeV again. Note that (4) is valid only for low pion energies, since at high energies one needs to Reggeize the reaction amplitude similar to [14,21]. Since the  $\pi N \rightarrow f_0 N \rightarrow K \bar{K} N$  cross section depends upon the product  $g_{f_0\pi\pi}^2 \cdot g_{f_0KK}^2$  of the squared couplings and not their values itself, one can fit only the product of the coupling constants by experimental data.

The dominant  $f_0$ -meson decay channels are the pion and kaon modes [2]. Neglecting other possible modes with extremely small decay branching ratios  $Br$ , one has to saturate the unitarity condition:

$$Br(f_0 \rightarrow \pi\pi) + Br(f_0 \rightarrow K\bar{K}) = 1. \quad (6)$$

The branching ratios  $Br(f_0 \rightarrow \pi\pi)$  and  $Br(f_0 \rightarrow K\bar{K})$  are given by integrals of the Breit-Wigner distribution over the invariant mass of the final particles [22]:

$$Br(f_0 \rightarrow \pi\pi) = \int_{2m_\pi}^{\infty} \frac{2dM}{\pi} \frac{M m_{f_0} \Gamma_{f_0\pi\pi}(M)}{(M^2 - m_{f_0}^2)^2 + m_{f_0}^2 \Gamma_{tot}^2(M)} \quad (7)$$

$$Br(f_0 \rightarrow K\bar{K}) = \int_{2m_K}^{\infty} \frac{2dM}{\pi} \frac{M m_{f_0} \Gamma_{f_0KK}(M)}{(M^2 - m_{f_0}^2)^2 + m_{f_0}^2 \Gamma_{tot}^2(M)},$$

where the total width of the  $f_0$ -meson is defined as

$$\Gamma_{tot}(M) = \begin{cases} \Gamma_{f_0\pi\pi}(M), & \text{if } M \leq 2m_K, \\ \Gamma_{f_0\pi\pi}(M) + \Gamma_{f_0KK}(M), & \text{if } M \geq 2m_K, \end{cases} \quad (8)$$

and the partial decay widths  $f_0 \rightarrow \pi\pi$  and  $f_0 \rightarrow K\bar{K}$  are related to the relevant coupling constants as

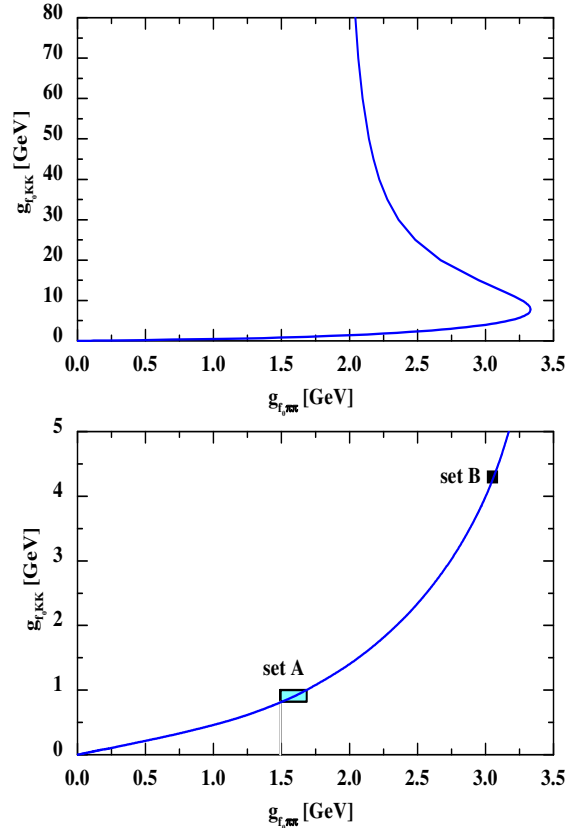
$$\Gamma_{f_0\pi\pi}(M) = \frac{g_{f_0\pi\pi}^2 \sqrt{M^2 - 4m_\pi^2}}{16\pi M^2}, \quad (9)$$

$$\Gamma_{f_0KK}(M) = \frac{g_{f_0KK}^2 \sqrt{M^2 - 4m_K^2}}{16\pi M^2}.$$

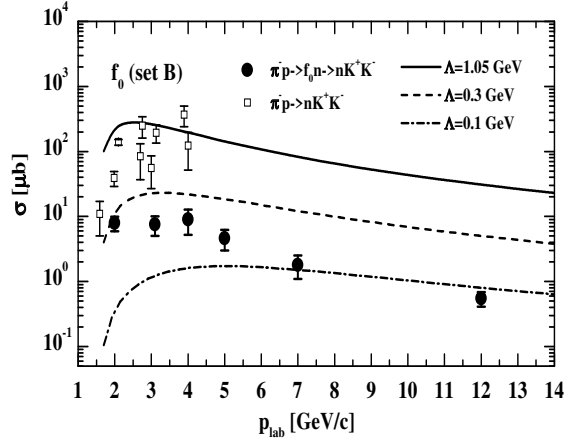
Substituting (7), (8) and (9) into (6) one finds that formula (6) provides a unique relation between the coupling constants  $f_0\pi\pi$  and  $f_0K\bar{K}$ . Fig. 2 shows the result of our numerical solution of (6). The upper part of Fig. 2 displays  $g_{f_0KK}$  as a function of  $g_{f_0\pi\pi}$  in a wide range. The maximum value of  $f_0\pi\pi$  is found to be  $\simeq 3.33$  and it approaches an asymptotic value of 1.93, whereas  $g_{f_0KK}$  always increases with  $g_{f_0\pi\pi}$  for values below 3.33. The lower part of Fig. 2 shows the latter range for  $g_{f_0\pi\pi}$  and  $g_{f_0KK}$  on a larger scale.

In order to fix the  $f_0\pi\pi$  and  $f_0K\bar{K}$  coupling constants individually one needs the explicit knowledge of one of the branching ratios. For instance, taking  $Br(f_0 \rightarrow \pi\pi) = 78.1\%$  [1] we obtain  $g_{f_0\pi\pi} = 3.05$  GeV and  $g_{f_0KK} = 4.3$  GeV; according to (9) and (8) the total  $f_0$  width then amounts to 233 MeV. Fig. 2 show this solution as *set B*.

The  $\pi^- p \rightarrow f_0 n \rightarrow K^+ K^- n$  total cross section calculated with *set B* is shown by the solid line in Fig. 3 and overestimate the experimental data collected in Refs. [8,9]. Fig. 3 also shows



**Fig. 2.** Dependence of the coupling constants  $g_{f_0K\bar{K}}$  on  $g_{f_0\pi\pi}$  according to the unitarity condition (6). *Set B* denotes the constants evaluated with the  $f_0$  properties from the 1996 Review of Particle Physics [1]. *Set A* is our present estimation (see text).



**Fig. 3.** The  $\pi^- p \rightarrow f_0 n \rightarrow K^+ K^- n$  and  $\pi^- p \rightarrow K^+ K^- n$  cross sections. The lines show calculations with the coupling constants from *set B* for different cut-off parameters at the  $f_0 \pi \pi$  vertex. The experimental data are from Refs. [8,9,23].

the data [23] for the  $\pi^- p \rightarrow K^+ K^- n$  cross section, which is substantially above the  $\pi^- p \rightarrow f_0 n$  data since it includes other production mechanisms as e.g. proposed in Ref. [24].

In principle, to fit the  $\pi^- p \rightarrow f_0 n \rightarrow K^+ K^- n$  data with the coupling constants from *set B* one might adjust the cut-off  $\Lambda$  in (5) at the  $f_0 \pi \pi$  vertex as a free parameter. Fig. 3 shows the calculations with  $\Lambda = 0.3$  GeV and  $\Lambda = 0.1$  GeV, which are in line with the absolute magnitude for the  $\pi^- p \rightarrow f_0 n$  cross section but contradict its energy dependence.

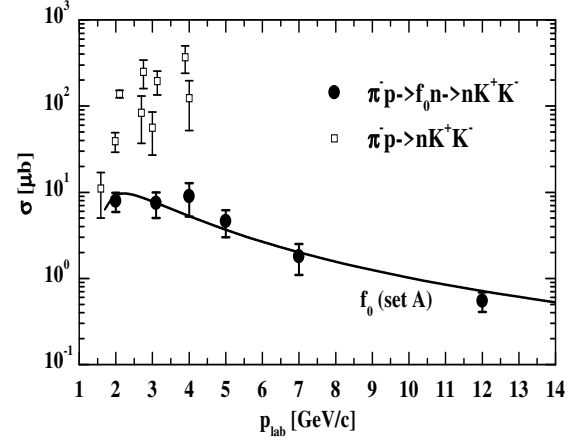
We conclude that it is not possible to describe the experimental data on the  $\pi^- p \rightarrow f_0 n \rightarrow K^+ K^- n$  reaction adopting the  $f_0 \pi \pi$  and  $f_0 K \bar{K}$  coupling constants from *set B*. Moreover, as was shown above, *set B* yields a large total width for the  $f_0$ -meson (233 MeV) that is out of the range  $\Gamma_{f_0} = 40$ –100 MeV quoted in the 1996-estimation from the Particle Data Group [1].

We now fit the data [8,9] on the  $\pi^- p \rightarrow f_0 n \rightarrow K^+ K^- n$  cross section by taking the product of the  $g_{f_0 \pi \pi}$  and  $g_{f_0 K \bar{K}}$  coupling constants as a free parameter. Our calculation is shown in Fig. 4 and due to the fit reasonably reproduces the data. Our solution for the product of the coupling constants is shown in Fig. 2 as *set A* where  $g_{f_0 \pi \pi} = 1.49$  GeV,  $g_{f_0 K \bar{K}} = 0.82$  GeV that leads to the following  $f_0$ -meson properties:

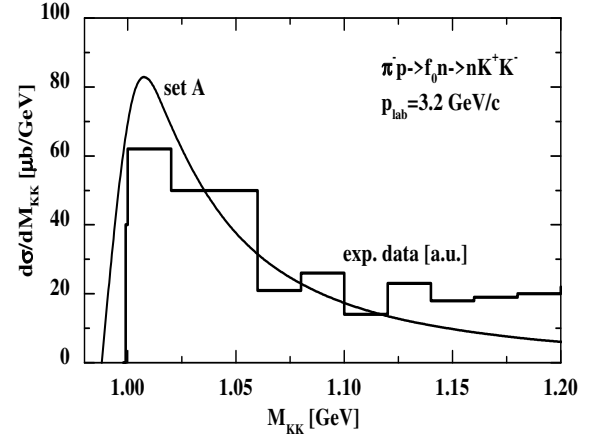
$$\begin{aligned} Br(f_0 \rightarrow \pi \pi) &= 98\% \\ Br(f_0 \rightarrow K \bar{K}) &= 2\% \\ \Gamma_{tot} &= 44.3 \text{ MeV} \end{aligned} \quad (10)$$

which are in a nice agreement with the constant from the recent Review of Particle Physics [2].

Fig. 5 displays the  $K \bar{K}$  invariant mass spectrum from  $\pi^- p$  collisions at a beam momentum of 3.2 GeV/c in comparison to the experimental data from [8]. The solid line in Fig. 5 indicates our calculations with the parameters from *set A* which reasonably describes the experimental spectrum.



**Fig. 4.** The  $\pi^- p \rightarrow f_0 n \rightarrow K^+ K^- n$  (full dots) and  $\pi^- p \rightarrow n K^+ K^-$  (open squares) cross sections from Refs. [8,9,23]. The solid line shows the calculation with the coupling constants from *set A*.



**Fig. 5.** The  $K \bar{K}$  invariant mass distribution from  $\pi^- p$  reactions at 3.2 GeV/c. The histogram shows the experimental data from Ref. [8] while the solid line is our calculation with *set A*.

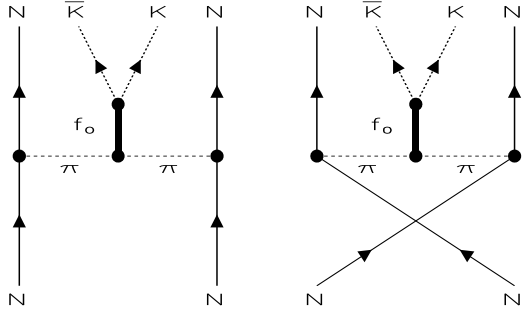
### 3 The reaction $NN \rightarrow f_0 NN$

The relevant diagrams for the  $NN \rightarrow f_0 NN \rightarrow K \bar{K} NN$  reaction are shown in Fig. 6; the corresponding differential cross section is given as

$$\frac{d\sigma}{dM} = \int dE_1' dq_0 d\cos\theta_q d\varphi_q \frac{1}{2^{11} \pi^6 \sqrt{s}} \frac{|\mathbf{k}|}{|\mathbf{p}_1|} |M_{if}|^2, \quad (11)$$

with the matrix element taken as the sum of the direct and exchange terms in Fig. 6,

$$\begin{aligned} M_{if} &= g_{\pi NN}^2 \bar{u}(p_1') i \gamma_5 u(p_1) \frac{A_{\pi\pi \rightarrow K\bar{K}}(M)}{(q_1^2 - m_\pi^2)(q_2^2 - m_\pi^2)} \\ &\times \bar{u}(p_2') i \gamma_5 u(p_2) F_{\pi NN}(q_1^2) F_{\pi NN}(q_2^2) \\ &- g_{\pi NN}^2 \bar{u}(p_1') i \gamma_5 u(p_2) \frac{A_{\pi\pi \rightarrow K\bar{K}}(M)}{(\tilde{q}_1^2 - m_\pi^2)(\tilde{q}_2^2 - m_\pi^2)} \\ &\times \bar{u}(p_2') i \gamma_5 u(p_1) F_{\pi NN}(\tilde{q}_1^2) F_{\pi NN}(\tilde{q}_2^2), \end{aligned} \quad (12)$$



**Fig. 6.** The diagrams for the  $NN \rightarrow f_0 NN \rightarrow K \bar{K} NN$  reaction.

where  $\mathbf{k}$  is the kaon three-momentum in the  $f_0$ -rest frame,  $p_1$  and  $p_2$  are the four-momenta of the initial nucleons, while  $p'_1$  and  $p'_2$  are the four-momenta of the final nucleons. Moreover,  $\mathbf{p}_1$  is the three-momentum of the initial nucleon in their center-of-mass frame (cms),  $E'_1$  is the energy of the final nucleon in the cms,  $q_0$  and  $\mathbf{q}$  are the energy and three-momentum of the kaon pair in the cms, respectively. In (12)  $\theta_q$  is the polar angle of the vector  $\mathbf{q}$  in the cms defined as  $\theta_q = \mathbf{q}, \mathbf{p}_1$ , while  $\varphi_q$  is the azimuthal angle of  $\mathbf{q}$  in the cms. The transferred 4-momenta are defined as:  $q_1 = p'_1 - p_1$ ,  $q_2 = p_2 - p'_2$ ,  $\tilde{q}_1 = p'_1 - p_2$  and  $\tilde{q}_2 = p_1 - p'_2$ , while  $M$  denotes the invariant mass of the  $K \bar{K}$ -system.

The square of the matrix element (12) – averaged over the initial and summed over the final states – is given by

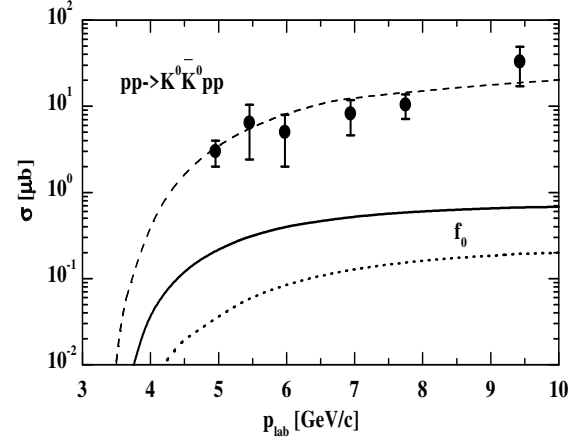
$$\begin{aligned}
 |M_{if}|^2 = & \frac{g_{\pi NN}^4 g_{f_0 \pi \pi}^2 g_{f_0 K K}^2}{(M^2 - m_{f_0}^2)^2 + m_{f_0}^2 \Gamma_{tot}^2(M)} \\
 & \times F_{\pi NN}^2(q_1^2) F_{\pi NN}^2(q_2^2) \frac{q_1^2 q_2^2}{(q_1^2 - m_\pi^2)^2 (q_2^2 - m_\pi^2)^2} \\
 & + \frac{g_{\pi NN}^4 g_{f_0 \pi \pi}^2 g_{f_0 K K}^2}{(M^2 - m_{f_0}^2)^2 + m_{f_0}^2 \Gamma_{tot}^2(M)} \\
 & \times F_{\pi NN}^2(\tilde{q}_1^2) F_{\pi NN}^2(\tilde{q}_2^2) \frac{\tilde{q}_1^2 \tilde{q}_2^2}{(\tilde{q}_1^2 - m_\pi^2)^2 (\tilde{q}_2^2 - m_\pi^2)^2} \\
 & + \text{interference term}
 \end{aligned} \quad (13)$$

Actually one has to introduce a form factor at the  $f_0 \pi \pi$  vertex since both pions are off their mass-shell. Following the assumption from Refs. [25,26] we use the form

$$F_{f_0 \pi \pi}(q_1^2, q_2^2) = F_{\pi NN}(q_1^2) F_{\pi NN}(q_2^2), \quad (14)$$

where the  $\pi NN$  form factor was taken as in (5) with a cut-off parameter  $\Lambda=1.05$  GeV. The form factor (14) is normalized to unity at  $q_1^2 = m_\pi^2$  and  $q_2^2 = m_\pi^2$ , which is consistent with the kinematical conditions for the determination of the  $f_0 \pi \pi$  coupling constant.

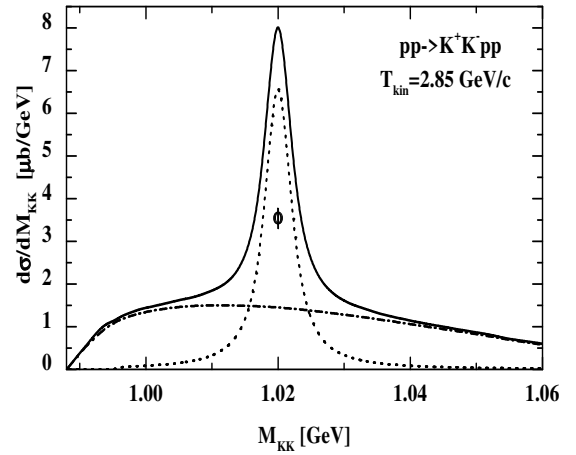
The dotted line in Fig. 7 shows the  $pp \rightarrow f_0 pp \rightarrow K^0 \bar{K}^0 pp$  cross section calculated with the coupling constants from *set A* and with the form factor (14) in comparison to the experimental data [23] for the  $pp \rightarrow K^0 \bar{K}^0 pp$  reaction. The dashed line shows the calculations within the pion and kaon exchange model from Ref. [24] for nonresonant  $K \bar{K}$  production. To estimate the maximal  $f_0$  production cross section we neglect the form factor at



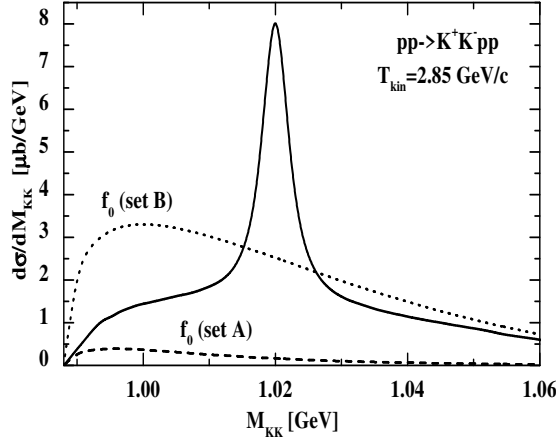
**Fig. 7.** The  $pp \rightarrow f_0 pp \rightarrow K^0 \bar{K}^0 pp$  cross section calculated with coupling constants from *set A* and with (dotted line) and without form factor (solid line) at the  $f_0 \pi \pi$  vertex. The experimental data for the  $pp \rightarrow K^0 \bar{K}^0 pp$  reaction are taken from Ref. [23]. The dashed line shows the calculation within the one-boson exchange model from Ref. [24] for nonresonant  $K^0 \bar{K}^0$  production.

the  $f_0 \pi \pi$  vertex and show the result in terms of the solid line in Fig. 7. Actually, the contribution from  $f_0$  production to the total  $pp \rightarrow K^0 \bar{K}^0 pp$  cross section is almost negligible at high energies. However, a possible way for  $f_0$  observation is due to the low energy part of the  $K \bar{K}$  invariant mass spectrum.

We thus calculate the  $K^+ K^-$  invariant mass spectrum from the  $pp \rightarrow K^+ K^- pp$  reaction at a beam energy of 2.85 GeV, which corresponds to the kinematical conditions for the DISTO experiment at SATURNE [5]. Since at this energy the  $\phi$ -meson production becomes possible we include its contribution to the  $K^+ K^-$  spectrum. The  $pp \rightarrow \phi pp$  total cross section was taken from Ref. [27] and the  $K^+ K^-$  invariant mass was distributed



**Fig. 8.** The  $K^+ K^-$  invariant mass distribution from  $pp$  collisions at 2.85 GeV. The dash-dotted line shows the contribution from non-resonant  $K^+ K^-$ -pair production according to the OBE model from Ref. [24]; the dotted line is the spectrum from the  $pp \rightarrow \phi pp$  reaction while the solid line illustrates their sum.



**Fig. 9.** The  $K^+K^-$  invariant mass distribution from  $pp$  collisions at 2.85 GeV. The solid line is the same as in Fig. 8. The dashed line shows the contribution from the  $pp \rightarrow f_0 pp \rightarrow K^+K^- pp$  reaction calculated with constants from *set A*, while the dotted line shows the result obtained with *set B*.

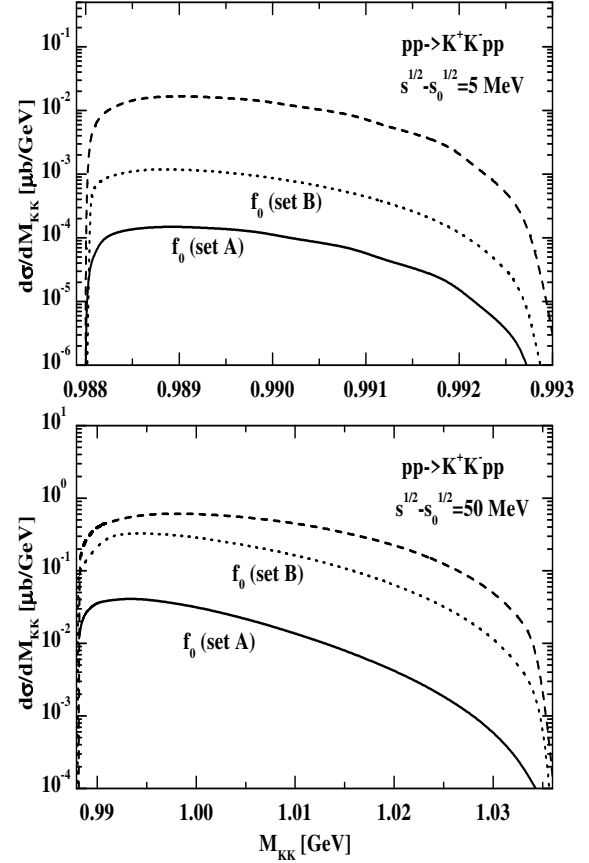
according to the Breit-Wigner resonance prescription with a full  $\phi$ -meson width  $\Gamma_\phi = 4.43$  MeV and the branching ratio  $Br(\phi \rightarrow K^+K^-) = 49.1\%$  [2].

The dotted line in Fig. 8 shows the  $K^+K^-$  invariant mass spectrum for the  $pp \rightarrow \phi pp$  reaction while the dash-dotted line indicates the nonresonant contribution from the  $pp \rightarrow K^+K^- pp$  reaction, which was calculated as in Ref. [24]. The solid line in Fig. 8 shows the total  $K^+K^-$  spectrum.

To test the possibility for a direct  $f_0$  observation via the  $K^+K^-$  spectrum from  $pp$  collisions one should compare the contribution from both nonresonant  $K^+K^-$ -pair and  $\phi$ -meson production, which in the following we will call as *background*, with the contribution from the  $pp \rightarrow f_0 pp \rightarrow K^+K^- pp$  reaction. The solid line in Fig. 9 shows the *background* while the dashed line indicates the  $K^+K^-$  spectrum calculated with the coupling constants from *set A* and without form factor at the  $f_0\pi\pi$  vertex. If the  $f_0\pi\pi$  and  $f_0K\bar{K}$  coupling constants are determined by the *set A*, then it is quite obvious that the  $f_0$ -meson cannot be directly detected in  $pp$  collisions by using the  $K^+K^-$ -mode. Note, that when introducing a form factor (14) at the  $f_0\pi\pi$  vertex the contribution from  $pp \rightarrow f_0 pp \rightarrow K^+K^- pp$  becomes even smaller.

To test the sensitivity of the model upon the  $f_0$  parameters we also perform the calculation with *set B* and show the result in terms of the dotted line in Fig. 9. Indeed, in that case the  $f_0$  contribution is very strong at low  $K^+K^-$  invariant mass. Thus experimental data from DISTO might be crucial for the examination of the  $f_0$  properties.

We also test the possibility for  $f_0$  detection by use of the  $K^+K^-$  spectrum from  $pp$  collisions at energies very close to the  $pp \rightarrow K^+K^- pp$  reaction threshold, i.e. for the kinematical conditions available at the COSY accelerator. Fig. 10 shows our calculations for the excess energies  $\sqrt{s} - 2m_N - 2m_K$  of 5 and 50 MeV. The dashed lines in Fig. 10 show the nonresonant  $K^+K^-$  production calculated again in accordance with [24]. The solid lines correspond to our results obtained with the  $f_0\pi\pi$  and  $f_0K\bar{K}$  coupling constants from *set A*, while the dotted



**Fig. 10.** The  $K^+K^-$  invariant mass distribution from  $pp$  collisions at excess energies of 5 (upper part) and 50 MeV (lower part). The dashed lines indicate the nonresonant contribution from the  $pp \rightarrow K^+K^- pp$  reaction according to Ref. [24]. The solid lines show the  $K^+K^-$  spectrum from the  $pp \rightarrow f_0 pp \rightarrow K^+K^- pp$  reaction calculated with the coupling constants from *set A*, while the dotted lines are the calculations with *set B*.

lines are calculations with *set B*. Note that the results shown in Fig. 10 are obtained without a form factor at the  $f_0\pi\pi$  vertex, thus they should be considered as upper limits for the  $f_0$ -meson contribution.

We conclude that at an excess energy of 5 MeV, i.e. very close to the  $pp \rightarrow K^+K^- pp$  reaction threshold, the contribution from  $f_0$ -meson production is almost negligible and cannot be separated from the nonresonant or *background* process. At  $\sqrt{s} - 2m_N - 2m_K = 50$  MeV the contribution from the  $pp \rightarrow f_0 pp \rightarrow K^+K^- pp$  reaction, as a maximal estimation, is a few times less than the contribution from nonresonant  $K^+K^-$  pair production.

## 4 Conclusions

We have investigated the production of  $f_0$ -mesons in  $pp$  interactions and the possibility for its observation via the  $f_0 \rightarrow K\bar{K}$  mode. Our calculations have been based upon the one-pion exchange model and a Breit-Wigner prescription for the  $f_0$  reso-

nance. The coupling constants at the  $f_0\pi\pi$  and  $f_0K\bar{K}$  vertices have been constraint by experimental data on the  $\pi N \rightarrow f_0 N$  reaction; this approach gives a full  $f_0$ -meson width of 44.3 MeV and the branching ratios  $Br(f_0 \rightarrow \pi\pi)=98\%$ ,  $Br(f_0 \rightarrow K\bar{K})=2\%$ . Our estimation is in line with the  $f_0$  properties from the recent 1998 Review of Particle Physics [2], but substantially contradicts the data from the 1996-Review [1].

It is found that the  $K^+K^-$  invariant mass distribution from the  $pp \rightarrow K^+K^-pp$  reaction at a beam energy of 2.85 GeV, which corresponds to the experimental condition for the DISTO experiment at SATURNE, might be sensitive to the  $f_0$ -meson properties. With the  $f_0$  properties given by the 1996 Review of Particle Physics [1] the  $f_0$  signal should be seen as an enhancement in the low energy part of the  $K^+K^-$ -mass spectrum. However, following our estimation, we do not expect such an enhancement and predict a  $K^+K^-$  invariant mass spectrum as shown in Fig. 9 (*set A*).

The possibility for the  $f_0$ -meson observation in  $pp \rightarrow K\bar{K}pp$  reactions at near-threshold energies available at the COSY accelerator was studied. Our calculations indicate that no  $f_0$  signal might be extracted from the  $K^+K^-$  invariant mass spectrum due to the large *background* contribution from other reaction channels [24].

We appreciate stimulating discussions with C. Hanhart, J. Haidenbauer, W. Kühn, J. Ritman and M.A. Smondyrev.

## References

1. Particle Data Group, Phys. Rev. D **54**, 1 (1996)
2. Particle Data Group, Eur. Phys. J. C **3**, 1 (1998)
3. J.A. Oller, E. Oset, hep-ph/9809337
4. O. Krehl, R. Rapp, J. Speth, Phys. Lett. B **390**, 23 (1997)
5. F. Balestra et al., Phys. Rev. Lett. (1998), in press
6. J. Smirsky, T. Lister, et al., COSY Proposal No. 46.1 (1997)
7. S.V. Bashinskii, R.L. Jaffe, Nucl. Phys. A **625**, 167 (1997)
8. O.I. Dahl, et al., Phys. Rev. **163**, 1377 (1967)
9. W. Beusch, et al., Phys. Lett. B **25**, 357 (1967)
10. A.J. Pawlicki, et al., Phys. Rev. D **12**, 631 (1975)
11. N.M. Cason, et al., Phys. Rev. Lett. **41**, 271 (1978)
12. D. Cohen, et al., Phys. Rev. D **22**, 2595 (1980)
13. A. Etkin, et al., Phys. Rev. D **25**, 1786 (1982)
14. V.V. Anisovich, et al., Phys. Lett. B **355**, 363 (1995)
15. S.V. Bashinskii, B. Kerbikov, Phys. Atom. Nucl. **59**, 1979 (1996)
16. D. Morgan, M.R. Pennington, Phys. Rev. D **48**, 1185 (1993)
17. D. Morgan, M.R. Pennington, Phys. Rev. D **48**, 5422 (1993)
18. G. Janssen, B.C. Pearce, K. Holinde, J. Speth, Phys. Rev. D **52**, 2690 (1995)
19. R. Machleidt, K. Holinde, Ch. Elster, Phys. Rep. **149**, 1 (1987)
20. A. Sibirtsev, K. Tsushima, A.W. Thomas, Phys. Lett. B **421**, 59 (1998)
21. N.N. Achasov, G.N. Shestakov, Phys. At. Nucl. **60**, 1522 (1997)
22. N.N. Achasov, V.V. Gubin, Phys. Lett. B **363**, 106 (1995)
23. Landolt-Börnstein, *New Series*, ed. H. Schopper, I/12 (1988).
24. A.A. Sibirtsev, W. Cassing, C.M. Ko, Z. Phys. A **358**, 101 (1997)
25. W.S. Chung, G.Q. Li, C.M. Ko, Nucl. Phys. A **625**, 371 (1997)
26. K. Nakayama, A. Szczurek, C. Hanhart, J. Haidenbauer, J. Speth, Phys. Rev. C **57**, 1580 (1998)
27. A.A. Sibirtsev, Nucl. Phys. A **604**, 455 (1996)