

# Temperature – an Observable in Heavy Ion Reactions?

Regina Nebauer<sup>+</sup>, Jorg Achelin<sup>+</sup>, Nicolas LeNindre<sup>y</sup> and Remi Bougault<sup>y</sup>

<sup>+</sup> SUBATECH

Université de Nantes, EMN, IN2P3/CNRS

4, Rue Alfred Kastler, 44070 Nantes Cedex 03, France

Universität Rostock, Germany

<sup>y</sup> LPC Caen, 14021 Caen Cedex, France

Recently it has been argued that the temperature is a meaningful quantity to characterize the reaction zone in heavy ion collisions, in particular that it is possible to extract from experimental observables a caloric curve. Using a statistical decay program whose parameters are adjusted to reproduce the central reactions  $Xe(50A \text{ MeV}) + Sn$ , recently measured by the INDRA collaboration, we show that this is not the case. If one subdivides the system into two subsystems one observes strong correlations as well as large fluctuations between them. Hence the condition for a canonical description of the system that the temperature and the chemical potential are identical in the subsystems is not fulfilled. We verify this result with a simple calculation.

## I. INTRODUCTION

Since almost a decade the study of multifragmentation characterized by the multiple production of intermediate mass fragments ( $3 < Z < 20$ ) is one of the central issues in intermediate energy heavy ion collision studies. For beam energies in between 50A MeV and 400A MeV multifragmentation has been identified as the dominant reaction channel and up to 15 intermediate mass fragments (IMF's,  $Z < 3$ ) have been observed in a single event.

The mechanism of multifragmentation, however, remained rather debated because the available experimental data did not allow to distinguish between the different processes proposed. This is a consequence of the observation that models, based on rather different assumptions, predict very similar results for several key observables. If the nucleus disintegrates in an instantaneous process similar to the shattering of glass one expects for the average fragment kinetic energy a constant value of  $3/5 E_F$  [1], where  $E_F$  is the Fermi energy, independent of the fragment size. The same independence one expects if the system maintains thermal equilibrium while it expands. This requires that the expansion is very slow. Here the average kinetic energy is  $3/2 T$ , where  $T$  is the temperature at freeze out. In both cases the differential cross section for fragments is predicted as  $\frac{d}{d^3p} \propto e^{-p^2}$ . Shattering [2] gives a mass yield of the form  $(A) = A^{-1}$ . The same is true if fragments are produced while the

system passes through a liquid gas phase transition. This transition takes place at about a third of the normal nuclear matter density which is close to the proposed freeze out density. In the vicinity of the phase transition the mass yield is exponential. Due to quantum (shell) effects which enhance the yield of closed shell nuclei and due to the limited range of masses a distinction between a power law and an exponential function is almost impossible.

Hence more complicated observables have to be employed to distinguish between the different possible reaction mechanisms. Recently it has been conjectured by Töke et al. [3] that one can distinguish between a statistical process and a dynamical process by investigating several observables as a function of the fragment multiplicity. In analyzing their data, obtained in their limited phase space interval, they made the following observations:

1. The average transverse kinetic energy of the intermediate mass fragments (IMF's) is independent of the number of fragments produced.
2. The average light charged particle (LCP) multiplicity as well as the total kinetic energy of the LCP's is independent of the number of observed fragments.

They considered this observation as contradictory to the assumption that the system is in equilibrium and argue as follows: If one takes the average kinetic energy of the LCP's as a measure of the temperature, the temperature of the system is independent of the number of fragments observed. In this case the increase of the particle number (sum of free nucleons and those entrained in fragments) in the observed phase space interval has to be shared between the fragments and the free nucleons if the system is in equilibrium. Due to 2) this is obviously not the case.

The salient assumption of their reasoning is that the subsystem, they observe, has the same temperature and chemical potential as the whole system and that we consequently deal with a canonical system where fluctuation can be neglected.

The first purpose of this letter is to confirm the observations of ref. [3] for the case of a more complete experiment and to compare these results with the predictions of a microcanonical statistical model calculation [4]. The second purpose is to discuss whether these observations allow to distinguish between dynamical models and statistical models. Therefore we compare the results with those obtained by Quantum Molecular Dynamics simulations [5] of the reaction. Finally, we discuss what we can learn about the reaction zone if only a part of it is accessible to a comparison with statistical models as it is usually the case in heavy ion reactions due to both, a limited acceptance and preequilibrium emission.

## II. THE STATISTICAL MODEL

Statistical model calculations are based on the following reaction scenario:

1. formation of an excited nuclear system, an isotropic source
2. expansion of the system while the statistical equilibrium and a constant temperature is maintained
3. its instantaneous disintegration into fragments and nucleons when the freeze out density is reached. Each microstate consisting of fragments and free nucleons is populated with the same probability.

4. the de-excitation of the hot primary fragments.

For the present investigation we employ the Statistical Multifragmentation Model (SM M) which has been developed by the Copenhagen group and has later been improved by Botvina [4]. A system in statistical equilibrium is characterized by its energy, its particle number and its volume. The knowledge of these quantities is sufficient to calculate the available microstates and hence the observables. Unfortunately the increase of the average transverse energy of the fragments as a function of their mass, observed in the experiment, is larger than predicted in SM M [6]. Therefore one has to add a collective radial expansion of the form:  $E_{coll} = c \cdot A$  where  $c$  is a parameter which remains to be determined and  $A$  is the fragment mass.

### III. COMPARISON WITH DATA

For our studies in this letter we use data and simulations for central collisions of the reaction  $50A \text{ MeV Xe} + \text{Sn}$ . For the data as well as for the (filtered) QMD simulations we require that the total transverse energy of LCP's is larger than  $450 \text{ MeV}$ . For the SM M calculation the centrality cut is slightly different. For a comparison of both cuts we refer to ref. [9]. Here we can only state that this small difference is of no importance for the topics discussed in this letter. For the SM M calculations we use the following set of parameters:

freeze out density:  $\rho = 3 \rho_0$   
 source size:  $Z_S = 78 \quad A_S = 186$   
 excitation energy:  $E_{thermal} = 7A \text{ MeV} \quad E_{coll} = 2.2A \text{ MeV}$

The QMD model we employ is described in ref. [5]. A detailed comparison with the experimental data of  $50A \text{ MeV Xe} + \text{Sn}$  will be published separately [9]. We would like to mention that the QMD calculations predict that the system never passes through a state of thermal equilibrium [8].

Even central collisions at intermediate energy have a binary character [9] and consequently emission of particles close to beam or target velocity spoils the emission from a possible thermal source at rest in the center of mass. Therefore a meaningful comparison between statistical model calculations and experimental data is only possible around  $\theta_{CM} = 90^\circ$ . Therefore we subdivide the experimental data and the QMD simulations into two equal size  $2^\circ$  intervals:

bin I:  $60^\circ < \theta_{CM} < 120^\circ$   
 bin II:  $\theta_{CM} < 60^\circ; \theta_{CM} > 120^\circ$ .

In bin I we observe a flat angular distribution and a constant average energy of IMF's and LCP's [7] as a function of the emission angle, both being prerequisites for a statistical equilibrium. In bin II, on the contrary, a pre-equilibrium component is superimposed on the thermal component.

The theoretical as well as the experimental fragment energy distributions show an exponential shape. In fig. 1 we display on top the slope of the kinetic energy spectra of the fragments. The inverse slopes  $T$  are converted into an energy. On the bottom we show the charge yield distribution. We display the results for QMD and SM M calculations in comparison with the INDRA data. As one can see, these are well reproduced in both theories, underlining the observation that many observables are not sensitive to the reaction mechanism.

In figure 2 we plot different variables, observed in bin I, as a function of the IMF multiplicity observed in the same bin, following the suggestion of ref. [3].

■ *INDRA*  $E_{trans} \geq 450 \text{ MeV}$  ▲ *filtered SMM*  
 ● *filtered QMD*  $E_{trans} \geq 450 \text{ MeV}$

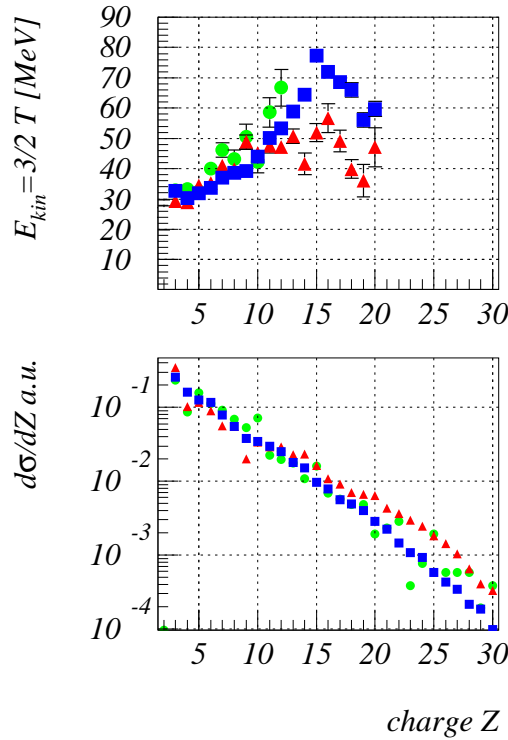


FIG. 1. Fitted slopes and the charge distribution for QMD, INDRA and SMM data in  $60^\circ$   $_{CM}$   $120^\circ$  for 50A MeV Xe + Sn, central collisions.

Let us first focus on the INDRA and QMD data. In the first row we display the LCP multiplicity as a function of the number of observed IMF's. At higher energies, where the number of LCP's is much larger, the LCP multiplicity is frequently considered as a measure for the centrality of the reaction (what is confirmed by the QMD calculations). As can be seen from the panel, in our case the multiplicity of LCP's is independent of the IMF multiplicity but. Thus one may conjecture that the (central,  $E_{trans} \geq 450 \text{ MeV}$ ) events with different IMF multiplicities in bin I have the same average in-pact parameter. Also the average kinetic energy of LCP's, displayed in the second row, is independent of the number of IMF's. This supports our conjecture. The second row shows as well the average kinetic energy of the fragments which turns out to be as well independent of the fragment multiplicity. Due to the artificial long range of the attractive nuclear potential the Coulomb repulsion is suppressed in QMD [5] and therefore the average fragment energy is too small. The trend, however, is well reproduced. The third row displays the sum of the kinetic energies of the IMF's and LCP's, respectively. We observe, as expected, a constant value for the LCP's and a linear increase for the IMF's. The fourth row displays the total kinetic energy in bin I divided by the sum of the number of LCP's and IMF's. For an ideal gas this quantity would be proportional to the temperature. We see that the average value  $\frac{\langle E_{tot} \rangle}{N} = \frac{\langle E_{tot} \rangle}{N} = \frac{E_{tot}^2}{E_{tot}^2} = \langle E_{tot} \rangle = 2$  decreases with decreasing fragment number and the fluctuation are considerable ( $\langle E_{tot} \rangle = \langle E_{tot} \rangle = \frac{E_{tot}^2}{E_{tot}^2} = \langle E_{tot} \rangle = 2$ ). Note also that the average kinetic energy is about 3 times higher than that for which a liquid gas phase

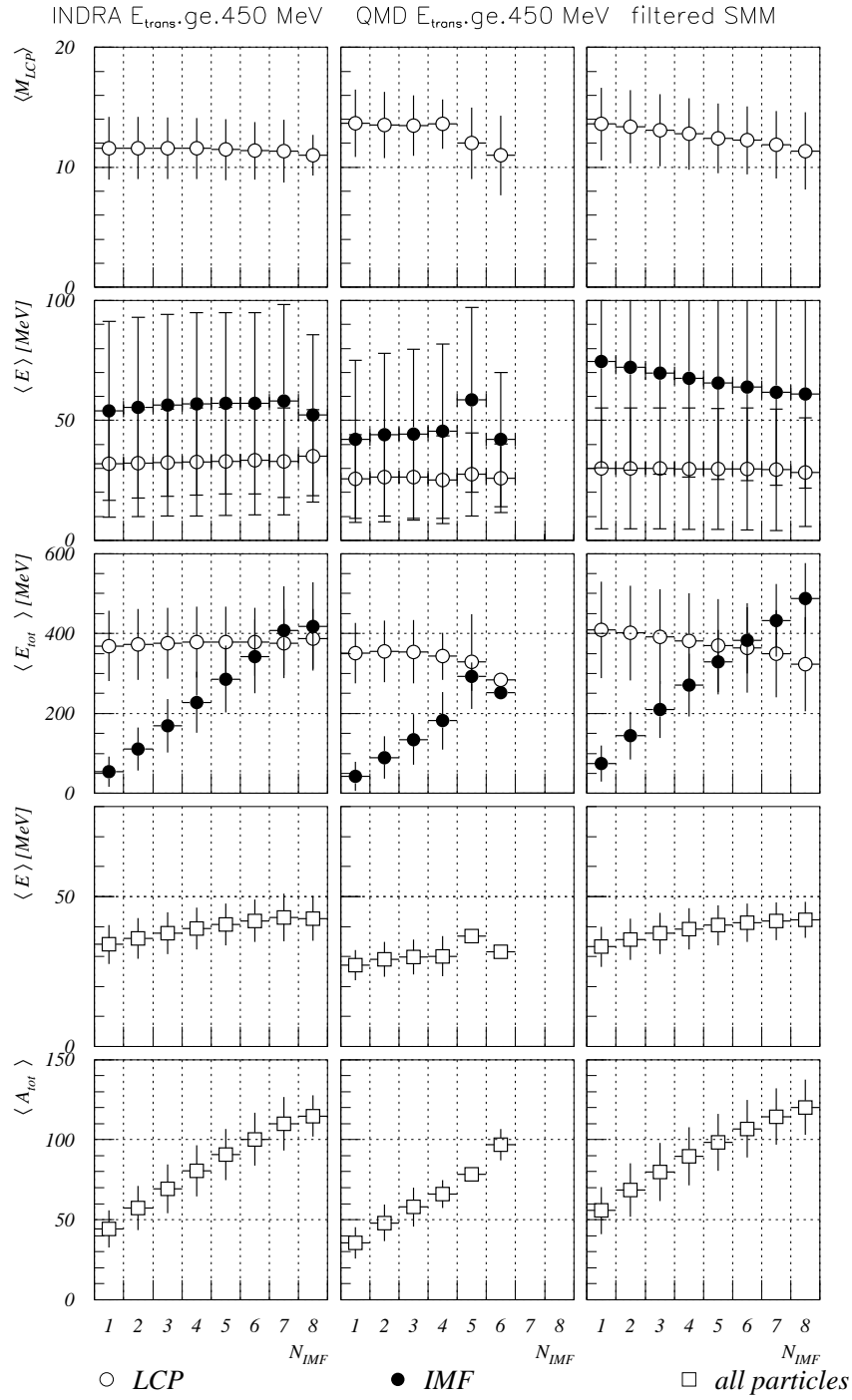


FIG. 2. As a function of the IMF multiplicity observed in  $60^\circ <_{CM} 120^\circ$  we display for central events 50A MeV Xe + Sn several observables in  $60^\circ <_{CM} 120^\circ$ : The LCP multiplicity (top row), the average kinetic energy of IMF's and LCP's (second row), the total energy of IMF's and LCP's (third row), the average kinetic energy of all particles (fourth row), and the number of nucleons (fifth row).

transition is predicted by the standard parametrizations of the nuclear interaction. The last row, finally, shows the total number of nucleons (free or as part of the fragments) in bin I. Here as well we see huge fluctuations (the number of nucleons in bin I varies by almost a factor of 3).

We can conclude from Fig. 2 that we find a qualitative agreement with ref. [3] and hence we arrive at the same conclusions: The observation that the total kinetic energy of the fragments raises by almost a factor of 10 whereas the multiplicity of the total and the average energy of the LCP's remains constant contradicts the scenario of a thermalized source characterized by its temperature and its chemical potential. For such a canonical system the temperature and the chemical potential are fixed by the average kinetic energy of the LCP's and ratio of fragments and LCP's. The constant multiplicity of LCP's and their constant average energy are not compatible with a distribution of chemical potentials and temperatures.

These arguments, however, are based on the assumption that the system is susceptible to a canonical description. Here, however, we are dealing with a rather small system where fluctuations may be important and therefore the system has to be described by the microcanonical variables, the total energy, the total particle number and its volume. Assuming that all possible decay configurations have the same probability, i.e. that the system decays statistically, we may produce considerable fluctuations of the energy or the number of nucleons in the 2-subspace.

If this were true and if we find agreement with experiment the findings of ref. [3] would not exclude a statistical disintegration of the system. However, the conclusion that the system is not susceptible to a canonical treatment and hence the temperature is not a meaningful quantity to define the properties of the system would remain valid. Of course the temperature can be defined as the derivative of the energy with respect to the entropy but it would be different in the two 2-subsystems which are in statistical equilibrium. The same is true for the chemical potential.

To investigate these questions we performed calculations with SM M which assumes statistical equilibrium of the system at the freeze out. Thus, the total energy available for the system is constant, independent from the partition and therefore independent from the IMF multiplicity. Before filtering there is no preferred direction in the SM M events. Analyzing the subsystem  $60^\circ < \theta_{CM} < 120^\circ$  for filtered SM M events the result is quite surprising. The behavior of the experimental data and QMD simulations, which seems to contradict an equilibration of the system, is reproduced by SM M data. This is, as discussed, only possible if strong fluctuations and (due to the conservation of mass, charge and energy) correlations between the two subsystems are present. Their presence can already be seen from the error bars which mark the standard deviation. How they show up in detail is shown in Fig. 3 where we display the SM M results before filtering.

In the left column we represent the correlation of the IMF multiplicity in 2 with that in 4. If no correlations were present we would expect for 4 a convolution of the distribution observed in 2. This is obviously not the case. We do not observe in 4 on the average twice as many IMF's as in 2. On the contrary, an increasing number of IMF's in one 2-bin is correlated with a decreasing number in the other bin. As a consequence of this correlation it is impossible to infer the multiplicity distribution in 4 by a convolution of the multiplicity distribution in a 2-subsystem as can be seen in the top right panel.

The LCP's on the the right hand side of the bottom row are rather uncorrelated as long as the IMF multiplicity is not too high which is due to the higher multiplicities for the light particles. One sees, however, a decrease for an increasing IMF multiplicity as expected because the total number of nucleons is a fixed quantity.

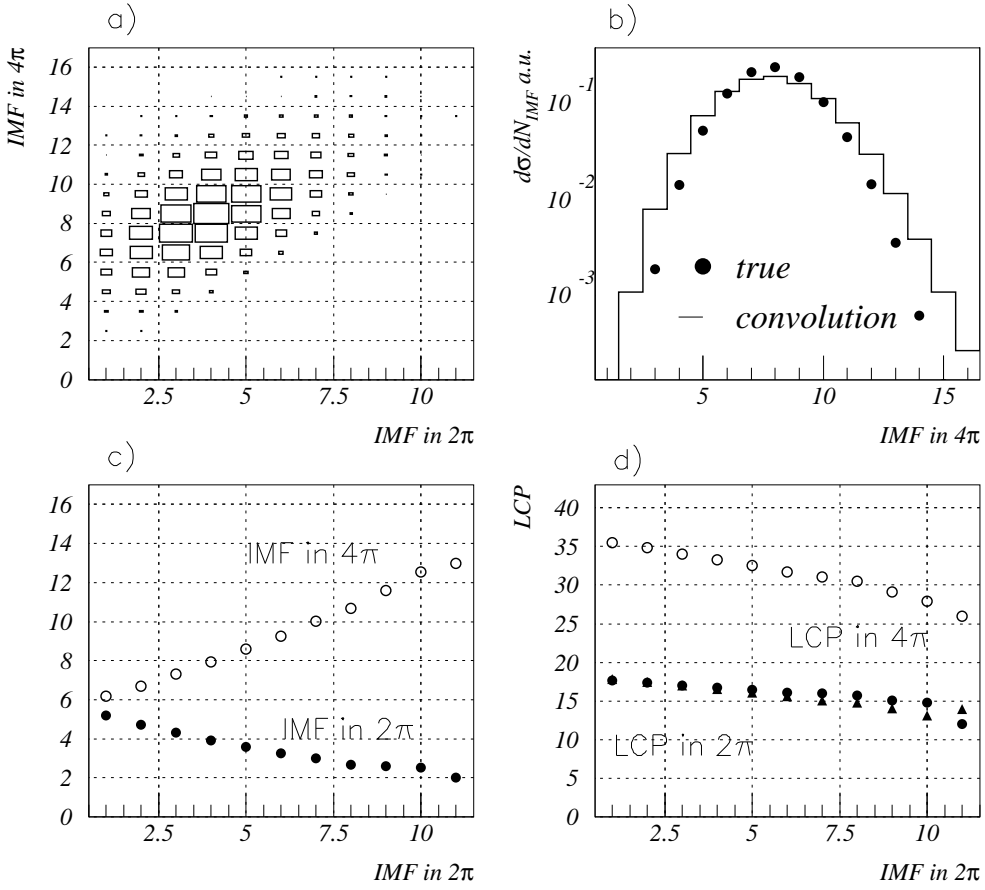


FIG. 3. Correlations as predicted by SM M calculation. We display the fragment multiplicity in bin I and 4 (top left) and the mean value of IMF's and LCP's in the bin II and in 4 (bottom left and right) as a function of the fragment multiplicity in bin I. Top right we display the actual IMF multiplicity distribution as compared with a convolution of the distribution observed in bin I. The statistical model calculations are made for central reactions 50A MeV Xe + Sn

#### IV. A SIMPLE MODEL

In order to understand the fluctuations observed in the 2 bin in the statistical model calculation we calculate in a very simple ideal gas model the expected fluctuations.

In a first calculation we consider a system consisting of  $N_F$  fragments and  $N_N$  free nucleons. The energy of the system is constant and equal  $E$ . In a first step we investigate the fluctuation of the total energy of the fragments  $E_F$ . In a second step we address the question which fluctuation of the energy is expected in a 2 interval under the assumption that there are  $N_{F1} = N_F/2$  fragments.

Since the number of fragments is taken as a constant the fluctuation of the energy is identical to that of the temperature. Hence we can estimate the temperature fluctuations one has to face if experimentally fragments from a statistically emitting source are only measurable in a certain phase space interval.

The probability to have a total fragment energy  $E_F$  in 4 is proportional to the available number of microstates for this division of the energy:

$$P(E_F; ; N_F) = \frac{e^{S(E_F; ; N_F)=k+S(E; ; N_N)=k}}{e^{S(E; ; N_F+N_N)=k}} : \quad (1)$$

Assuming that we can use the ideal gas entropy

$$S(E; ; N) = N k \left( \frac{5}{2} + \ln \left( \frac{4 m E}{h^3} \left( \frac{4 m E}{3N} \right)^{\frac{3}{2}} \right) \right) \quad (2)$$

we find that the probability to find an energy fraction of  $E_F = E$  for the total energy of the fragments is given by

$$P(x = E_F = E; N_F; N_N) = \frac{\int_0^1 (1-x)^{3N_N-2} x^{3N_F-2} dx}{\int_0^1 [(1-x)^{3N_N-2} x^{3N_F-2}] dx} \quad (3)$$

$$= \frac{(2 + \frac{3N}{2})}{(1 + \frac{3N_F}{2}) (1 + \frac{3N_N}{2})} (1-x)^{3N_N-2} x^{3N_F-2} \quad (4)$$

where  $N = N_F + N_N$ . For the standard deviation of the energy  $E_F = \frac{E_F}{E} = \frac{E_F^2}{E^2}$  which is equal the standard deviation of the temperature of the fragments we find

$$\frac{E_F}{E} = \frac{S}{3N_F + 2} \frac{6(N - N_F) + 4}{(3N + 4)(3N + 6)(3N + 4)} : \quad (5)$$

or

$$\frac{E_F}{\langle E_F \rangle} = \frac{S}{(3N_F + 2)(3N + 6)} : \quad (6)$$

For realistic values of  $N_N = 50$  and  $N_F = 12$  we find  $\frac{E_F}{E} = 0.05$ . Hence we observe almost an energy conservation for the fragments and the nucleons separately. The total energy of the fragments is small, however, and hence the fluctuations around the mean total fragment energy are considerable  $\frac{E_F}{E} = 0.2$ .

Let us assume that we have in each 2-subsystem  $N_F = 2$  fragments. The probability to have the energy  $E_{F1}$  in one of the subsystems is given by  $P(x = E_{F1} = E_F; N_F = 2; N_F = 2)$  and we find for the variance

$$\frac{T_{F1}}{T_F1} = \frac{E_{F1}}{\langle E_{F1} \rangle} = \frac{r}{3} \frac{1}{N_F + 2} : \quad (7)$$

Taking  $N_F = 12$  as we find  $\frac{T_{F1}}{T_F1} = 0.22$ . Assuming the both fluctuations are not correlated we obtain for  $T_{F1}$  a total standard deviation of 0.30.

The total energy of a possible thermalized source is difficult to determine. Usually a lot of energy is in the so called preequilibrium emission. We expect therefore a distribution of source energies with a mean value well below the available center of mass energy. One may therefore conjecture that the assumption that the unobserved phase space serves as a heat bath for observed fragments is a more realistic approach. We calculate for this case the energy fluctuations which are given as the second derivative of the partition function

$$E = \frac{\partial^2 \ln Z}{\partial^2} \quad (8)$$

where  $Z$  is the partition function and  $\partial$  the inverse temperature. For an ideal gas we find

$$\frac{E_{F1}}{\langle E_{F1} \rangle} = \frac{2}{6N_{F1}} : \quad (9)$$

If we assume the same situation as above,  $N_{F1} = 6$ , we find that the energy of the observed fragments fluctuates by about 33%.



Thus independent of the basic assumption (system with a conserved total energy or a subsystem in contact with a heat bath) we observe fluctuations of the total fragment energy in the observed 2 interval of the order of 30%. Thus in none of these cases a temperature in the canonical sense (i.e. that the temperature measured in the subsystem is identical with the system temperature, as in canonical systems) can be extracted from the data. This poses of course the question how quantities which are based on the determination of the temperature, like a caloric curve, can be derived from the data.

As a conclusion we have seen, that a statistical model calculations predicts strong fluctuations and correlations between two equal size subsystems. This means that the system is too small to be treated as a canonical system. It also means that the reasoning on the basis of a canonical system of ref. [3] is not conclusive and that the experimental observations can indeed be reconciled with the assumption that the system disintegrates statistically. As shown in ref. [8] in QMD calculations the reaction does not create an equilibrated system. The fact that QMD calculations predict for the observables investigated here the same as SM and is as well in agreement with the data manifests another time that it is difficult to distinguish between the different reaction scenarios.

---

[1] A. S. Goldhaber, Phys. Lett 53B (1974) 306

[2] J. Aichelin, J. Hufner and R. Ibarra, Phys. Rev. C 30, 107 (1984).

[3] J. Tøke et al., Phys. Rev. Lett. 77 3514 (1996)

[4] J.P. Bondorf, A.S. Botvina, A.S. Iljinov, I.N. Mishustin, K. Sneppen, Phys. Rep. 257 133 (1995)

[5] J. Aichelin, Phys. Rep. 202, 233 (1991), and references therein.

[6] S. Sabu, Thesis, University of CAEN, France, GANIL T 97-06

[7] N. Marie, Thesis, University of CAEN, France, GANIL T 95-04

[8] R. Nebauer et al. nucl-th/9805010

[9] R. Nebauer et al. to be published