

# Electromagnetic Form Factors of the Nucleon in an Improved Quark Model

D. H. Lu, A. W. Thomas, and A. G. Williams

*Department of Physics and Mathematical Physics*

*and*

*Special Research Centre for the Subatomic Structure of Matter,*

*University of Adelaide, Australia 5005*

## Abstract

Nucleon electromagnetic form factors are studied in the cloudy bag model with center-of-mass and recoil corrections. The center of mass motion is eliminated via several different momentum projection techniques and the results for these are compared. It is found that the shapes of these form factors are significantly improved with respect to data if the Lorentz contraction of the internal structure of the baryon is also appropriately taken into account.

## I. INTRODUCTION

Form factors characterise the internal structure of subatomic particles and, in particular, electromagnetic probes of hadrons provide important information on the underlying quark and gluon degrees of freedom. In the nonperturbative regime (i.e., at low momentum transfer), QCD-motivated effective hadronic models continue to play an important role in analyzing and understanding a wealth of experimental data. The MIT bag model [1] was an early attempt to include the key features of confinement and asymptotic freedom in a

quark based model of hadronic structure.

The cloudy bag model (CBM) [2] improves on the MIT bag model significantly by introducing an elementary pion field coupled to the quarks inside the bag such that chiral symmetry is restored. The introduction of the pion field not only improves the static nucleon properties, but also provides a convenient connection to the study of conventional intermediate energy physics such as  $\pi N$  and  $NN$  scattering.

In the CBM, as in the MIT bag model, quarks are independent particles confined in a rigid spherical well. The bag model wave function for a baryon is a direct product of individual quark wave functions, analogous to nuclear shell model wave functions. A static bag cannot carry a definite momentum and so bag-model baryon states are not total momentum eigenstates, in spite of the fact that the Hamiltonian commutes with the total momentum operator. Matrix elements evaluated between such states contain spurious center of mass motion. This defect compromises some of the predictive power of the model, such that only observables involved in very low-momentum transfer processes ( $q^2/4m_N^2 \ll 1$ ) are typically assumed to be reliable.

Over the years, a number of prescriptions for the correction of the center of mass motion have been developed (for an overview, see for example Refs. [3]). The diversity of approaches may be viewed as an indication of the uncertainty associated with this correction. In contrast to the nonrelativistic case, the internal motion of a composite object cannot be explicitly separated from the collective motion in a covariant description. For the calculation of the form factors, a satisfactory treatment may result from a combination of relativistic boost, momentum projection, and a variational procedure. Betz and Goldflam [4] argued that a static soliton bag can be boosted consistently to a soliton bag moving with a finite velocity. However this approach is impractical for boosting the MIT bag because of the sharp surface which prevents the construction of a simple boost operator [5]. A number of nonrelativistic methods for the center of mass correction exist in the literature [6–8]. Unfortunately they do not always agree with each other and sometimes even result in a correction with the opposite sign.

In this work we compare several intuitively simple momentum-projection procedures for the calculation of the nucleon electromagnetic form factors. The basic idea is to extract the momentum eigenstates from the static solutions by appropriate linear superpositions. The simplest prescription for this approach was proposed by Peierls and Yoccoz (PY) [9]. We will assume that a baryon is composed of three constituents. Hence the wave function for a moving baryon with total momentum  $\mathbf{p}$  is constructed as

$$\Psi_{\text{PY}}(\mathbf{x}_1, \mathbf{x}_2, \mathbf{x}_3; \mathbf{p}) = N_{\text{PY}}(\mathbf{p}) \int d^3\mathbf{x} e^{i\mathbf{p}\cdot\mathbf{x}} \Psi(\mathbf{x}_1, \mathbf{x}_2, \mathbf{x}_3; \mathbf{x}), \quad (1)$$

where  $N_{\text{PY}}(\mathbf{p})$  is a momentum dependent normalization constant. The localized state is simply given by a product of the three individual quark wavefunctions,

$$\Psi(\mathbf{x}_1, \mathbf{x}_2, \mathbf{x}_3; \mathbf{x}) = q(\mathbf{x}_1 - \mathbf{x})q(\mathbf{x}_2 - \mathbf{x})q(\mathbf{x}_3 - \mathbf{x}), \quad (2)$$

where  $\mathbf{x}$  refers to the location of the centre of the static bag, and  $\mathbf{x}_1$ ,  $\mathbf{x}_2$ , and  $\mathbf{x}_3$  specify the positions of the three constituent quarks. With the PY wave function, the predictions of the static baryon properties are generally improved [3]. It reduces the r.m.s. radius, increases  $g_A$ , and on the whole produces a better mass spectrum. However, it is unreliable for calculations of dynamic observables which involve large momentum transfers, since the PY wave function does not transform appropriately under Lorentz boosts.

A closely related method for eliminating the center of mass motion is called the Peierls-Thouless (PT) projection [10,11]. There the wave function is constructed through one further linear superposition in terms of the PY wavefunction,

$$\Psi_{\text{PT}}(\mathbf{x}_1, \mathbf{x}_2, \mathbf{x}_3; \mathbf{p}) = N(\mathbf{p}) \int d^3p' w(\mathbf{p}') e^{i(\mathbf{p}-\mathbf{p}')\cdot\mathbf{x}_{\text{c.m.}}} \Psi_{\text{PY}}(\mathbf{x}_1, \mathbf{x}_2, \mathbf{x}_3; \mathbf{p}'). \quad (3)$$

where  $\mathbf{x}_{\text{c.m.}} = (\mathbf{x}_1 + \mathbf{x}_2 + \mathbf{x}_3)/3$  is the center of mass of the baryon (we assume equal mass quarks here). Ideally the weight function,  $w(\mathbf{p}')$ , should be chosen to minimize the total energy, but this is quite complicated to implement in practice. As in Ref. [11], we make the choice  $w(\mathbf{p}') = 1$  for simplicity and convenience. Then integrations over  $\mathbf{x}$  and  $\mathbf{p}'$  can be carried out explicitly. This leads to a comparatively simple PT wave function for the baryon,

$$\Psi_{\text{PT}}(\mathbf{x}_1, \mathbf{x}_2, \mathbf{x}_3; \mathbf{p}) = N_{\text{PT}} e^{i\mathbf{p} \cdot \mathbf{x}_{\text{c.m.}}} q(\mathbf{x}_1 - \mathbf{x}_{\text{c.m.}}) q(\mathbf{x}_2 - \mathbf{x}_{\text{c.m.}}) q(\mathbf{x}_3 - \mathbf{x}_{\text{c.m.}}), \quad (4)$$

where  $N_{\text{PT}}$  is determined by the requirement that it satisfy the normalization condition

$$\int d^3x_1 d^3x_2 d^3x_3 \Psi_{\text{PT}}^\dagger(\mathbf{x}_1, \mathbf{x}_2, \mathbf{x}_3; \mathbf{p}') \Psi_{\text{PT}}(\mathbf{x}_1, \mathbf{x}_2, \mathbf{x}_3; \mathbf{p}) = (2\pi)^3 \delta^{(3)}(\mathbf{p}' - \mathbf{p}) \eta_{\mathbf{p}}. \quad (5)$$

with  $\eta_p = 1$  for the nonrelativistic normalization and  $\eta_p = E(p)/m_N$  if we wish to adopt a standard relativistic normalization for the baryon wavefunction. Notice that the above methods of momentum projection act only on the center of mass coordinate and the individual quark wavefunctions are not affected. However, since baryons are composite objects, once they have nonzero momentum, their internal structure should be subsequently modified. For example, the bag surface is no longer spherical in the Breit frame, rather it should be contracted along the direction of motion.

The outline of the paper is as follows. Firstly, we briefly review the electromagnetic interactions of the CBM in Sec. II. The calculation of electromagnetic form factors for the bare bag with momentum projection is then presented in Sec. III. In Sec. IV, we discuss the necessary scaling of the form factors due to the effects of Lorentz contraction. Pionic corrections are then given in Sec. V. The numerical results are presented and discussed in Sec. VI before the concluding remarks in Sec. VII.

## II. ELECTROMAGNETIC CURRENTS IN THE CBM

The linearized CBM Lagrangian with the pseudoscalar pion-quark coupling (up to order  $1/f_\pi$ ) is given by [2]

$$\begin{aligned} \mathcal{L} = & (i\bar{q}\gamma^\mu \partial_\mu q - B)\theta_V - \frac{1}{2}\bar{q}q\delta_S \\ & + \frac{1}{2}(\partial_\mu \boldsymbol{\pi})^2 - \frac{1}{2}m_\pi^2 \boldsymbol{\pi}^2 - \frac{i}{2f_\pi} \bar{q}\gamma_5 \boldsymbol{\tau} \cdot \boldsymbol{\pi} q \delta_S, \end{aligned} \quad (6)$$

where  $B$  is a bag constant,  $f_\pi$  is the  $\pi$  decay constant,  $\theta_V$  is a step function (unity inside the bag volume and vanishing outside) and  $\delta_S$  is a surface delta function. In a lowest order

perturbative treatment of the pion field, the quark wave function is not affected by the pion field and is simply given by the MIT bag solution [1]

$$q(\mathbf{r}) = \begin{pmatrix} g(r) \\ i\boldsymbol{\sigma} \cdot \hat{\mathbf{r}} f(r) \end{pmatrix} \phi \theta(R - r), \quad (7)$$

where  $\phi$  contains the spin-isospin information for the wavefunction of the quark,  $\boldsymbol{\sigma}$  is the usual Pauli spin operator, and  $R$  is the spherical bag radius. For the ground state of a massless quark  $g(r) = N_s j_0(\omega_s r/R)$ ,  $f(r) = N_s j_1(\omega_s r/R)$ , where  $\omega_s = 2.0428$  and  $N_s^2 = \omega_s/8\pi R^3 j_0^2(\omega_s)(\omega_s - 1)$ .

From the CBM Lagrangian given in Eq. (6), the conserved local electromagnetic current can be derived using the principle of minimal coupling  $\partial_\mu \rightarrow \partial_\mu + iqA_\mu$ , where  $q$  is the charge carried by the field upon which the derivative operator acts. The total electromagnetic current is then

$$J^\mu(x) = j^{\mu(Q)}(x) + j^{\mu(\pi)}(x), \quad (8)$$

$$j^{\mu(Q)}(x) = \sum_f Q_f e \bar{q}_f(x) \gamma^\mu q_f(x), \quad (9)$$

$$j^{\mu(\pi)}(x) = -ie[\pi^\dagger(x) \partial^\mu \pi(x) - \pi(x) \partial^\mu \pi^\dagger(x)], \quad (10)$$

where  $q_f(x)$  is the quark field operator for the flavor  $f$ ,  $Q_f$  is its charge in units of  $e$ , and  $e \equiv |e|$  is the magnitude of the electron charge. The charged pion field operator is defined as

$$\pi(x) = \frac{1}{\sqrt{2}}[\pi_1(x) + i\pi_2(x)], \quad (11)$$

which either destroys a negatively charged pion or creates a positively charged one.

The physical baryon state is then a dressed bag, consisting of a superposition of a bare bag and a bag with a pion cloud. Algebraically, it has the form

$$|A\rangle = \sqrt{Z_2^A} [1 + (m_A - H_0 - \Lambda H_I \Lambda)^{-1} H_I] |A_0\rangle, \quad (12)$$

where  $Z_2^A$  is the bare baryon probability in the physical baryon states,

$$Z_2^A = \left[ 1 + \sum_B \left( \frac{f_0^{AB}}{m_\pi} \right)^2 \frac{1}{12\pi^2} \text{P} \int_0^\infty \frac{dk k^4 u^2(kR)}{\omega_k (m_A - m_B - \omega_k)^2} \right]^{-1}, \quad (13)$$

where  $\Lambda$  is a projection operator which annihilates all the components of  $|A\rangle$  without at least one pion, and  $H_I$  is the interaction Hamiltonian which describes the process of emission and absorption of pions. We follow the traditional CBM treatments and consider only states with at most one pion. The matrix elements of  $H_I$  between the bare baryon states and their properties are then given by [14]

$$v_{0j}^{AB}(\vec{k}) \equiv \langle A_0 | H_I | \pi_j(\vec{k}) B_0 \rangle = \frac{if_0^{AB}}{m_\pi} \frac{u(kR)}{[2\omega_k(2\pi)^3]^{1/2}} \sum_{m,n} C_{S_B 1 S_A}^{s_B m s_A}(\hat{s}_m^* \cdot \vec{k}) C_{T_B 1 T_A}^{t_B n t_A}(\hat{t}_n^* \cdot \vec{e}_j), \quad (14)$$

$$w_{0j}^{AB}(\vec{k}) \equiv \langle A_0 \pi_j(\vec{k}) | H_I | B_0 \rangle = [v_{0j}^{BA}(\vec{k})]^* = -v_{0j}^{AB}(\vec{k}) = v_{0j}^{AB}(-\vec{k}), \quad (15)$$

where the pion has momentum  $\vec{k}$  and isospin projection  $j$ . Note also that  $f_0^{AB}$  is the reduced matrix element for the  $\pi B_0 \rightarrow A_0$  transition vertex,  $u(kR) \equiv 3j_1(kR)/kR$ ,  $\omega_k = \sqrt{k^2 + m_\pi^2}$ , and  $\hat{s}_m$  and  $\hat{t}_n$  are spherical unit vectors for spin and isospin, respectively.

### III. MOMENTUM PROJECTION CALCULATIONS FOR A BARE BAG

It is customary to define the nucleon electric ( $G_E$ ) and magnetic ( $G_M$ ) form factors in the Breit frame by

$$\langle N_{s'}(\frac{\vec{q}}{2}) | J^0(0) | N_s(-\frac{\vec{q}}{2}) \rangle = \chi_{s'}^\dagger \chi_s G_E(q^2), \quad (16)$$

$$\langle N_{s'}(\frac{\vec{q}}{2}) | \vec{J}(0) | N_s(-\frac{\vec{q}}{2}) \rangle = \chi_{s'}^\dagger \frac{i\boldsymbol{\sigma} \times \vec{q}}{2m_N} \chi_s G_M(q^2), \quad (17)$$

where  $\chi_s$  and  $\chi_{s'}^\dagger$  are Pauli spinors for the initial and final nucleons,  $\vec{q}$  is the Breit-frame three momentum transfer, i.e.,  $q^2 = q_0^2 - \vec{q}^2 = -\vec{q}^2$ . We choose  $\vec{q}$  to define the z-axis. The major advantage of the Breit frame is that  $G_E$  and  $G_M$  are explicitly decoupled, and can be determined respectively by the time and space components of the electromagnetic current operator  $J^\mu$ .

In the definition above [i.e., Eqs. (16) and (17)], both initial and final states are physical states. Using Eqs. (8) and (12), the total electromagnetic form factors can be expressed in

terms of the three processes shown in Fig. 1. In this section we calculate the contribution from the bare bag only, and leave the pion loop effects to be included in a later section. For the three-momentum eigenstates, Eqs. (1) and (4), we can proceed to calculate the electromagnetic form factors in a relatively straightforward way. For the PY projection, we obtain,

$$G_E^{\text{PY}}(q^2) = G_E^{\#}(q^2)/D_{\text{PY}}(q^2), \quad (18)$$

$$G_M^{\text{PY}}(q^2) = G_M^{\#}(q^2)/D_{\text{PY}}(q^2), \quad (19)$$

where

$$G_E^{\#}(q^2) = \int_0^\infty dz z^2 N_Q^2(z) \int d^3r j_0(qr) \left[ g_+ g_- + \frac{f_+ f_-}{r_+ r_-} \left( r^2 - \frac{z^2}{4} \right) \right] \Theta, \quad (20)$$

$$G_M^{\#}(q^2) = 2m_N \int_0^\infty dz z^2 N_Q^2(z) \int d^3r \frac{j_1(qr)}{qr} \left[ r^2 \left( \frac{g_- f_+}{r_+} + \frac{g_+ f_-}{r_-} \right) + \frac{\vec{r} \cdot \vec{z}}{2} \left( \frac{g_- f_+}{r_+} - \frac{g_+ f_-}{r_-} \right) \right] \Theta, \quad (21)$$

$$D_{\text{PY}}(q^2) = \int_0^\infty dz z^2 N_Q^3(z) j_0(qz/2) \Theta, \quad (22)$$

$$N_Q(z) = \int d^3r \left[ g_+ g_- + \frac{f_+ f_-}{r_+ r_-} \left( r^2 - \frac{z^2}{4} \right) \right] \Theta. \quad (23)$$

Here  $D_{\text{PY}}(q^2)$  is the momentum dependent normalization factor and  $N_Q(z)$  is the overlap integral associated with each quark spectator. The following shorthand notation has been used in the above equations,

$$r_\pm \equiv \left| \vec{r} \pm \frac{\vec{z}}{2} \right|, \quad (24)$$

$$g_\pm \equiv g(r_\pm), \quad f_\pm \equiv f(r_\pm), \quad (25)$$

$$\Theta \equiv \theta(R - r_+) \theta(R - r_-). \quad (26)$$

Similarly, for the PT projection, we obtain

$$G_E^{\text{PT}}(q^2) = \int d^3r j_0(qr) \rho(r) K(r) / D_{\text{PT}}, \quad (27)$$

$$G_M^{\text{PT}}(q^2) = \int d^3r j_1(qr) g(r) f(r) K(r) / D_{\text{PT}}, \quad (28)$$

where

$$D_{\text{PT}} = \int d^3r \rho(r) K(r), \quad (29)$$

with  $\rho(r) \equiv g^2(r) + f^2(r)$  and  $K(r) \equiv \int d^3x \rho(\vec{x}) \rho(-\vec{x} - \vec{r})$  is the recoil function to account for the correlation of the two spectator quarks.

As expected, without the momentum projection, Eqs. (18, 19) and Eqs. (27, 28) would reduce to the familiar results for the static, spherical MIT bag, i.e.,

$$G_E^{(\text{static})}(q^2) = \int d^3r j_0(qr) [g^2(r) + f^2(r)], \quad (30)$$

$$G_M^{(\text{static})}(q^2) = 2m_N \int d^3r \frac{j_1(qr)}{q} [2g(r)f(r)]. \quad (31)$$

Note that nonrelativistic normalization of the nucleon wave functions has been used here [see Eq. (5)], as is appropriate for the simple (Galilean) three-momentum projections being used here.

#### IV. CORRECTIONS FROM THE LORENTZ CONTRACTION

As mentioned in the introduction, the spherical bag is expected to undergo a Lorentz contraction along the direction of motion once it acquires a momentum. As the complete solution of a covariant many-body problem is extremely difficult, we adopt the intuitive prescription suggested by Licht and Pagnamenta [12]. They proposed that, in the preferred Breit frame, the interaction of the individual constituents of a cluster with the projectile may be regarded as instantaneous to a good approximation. Relativistic form factors can be simply derived from the corresponding nonrelativistic ones by a simple substitution rule. In the case of the bag model, once the spurious center of mass motion is subtracted using the PY or PT procedure, it is natural to rescale the quark internal coordinates as well, i.e.,

$$\Psi(\vec{x}_1, \vec{x}_2, \vec{x}_3; \vec{0}) \xrightarrow{\text{projection}} \Psi(\vec{x}_1, \vec{x}_2, \vec{x}_3; \vec{p}) \xrightarrow{\text{contraction}} \Psi(\vec{x}'_1, \vec{x}'_2, \vec{x}'_3; \vec{p}) \quad (32)$$

where the quark coordinates  $\vec{x}'_i$  for the moving bag are related to the  $\vec{x}_i$  by a Lorentz transformation. Without loss of generality, we again choose the photon momentum  $\vec{q}$  along



the  $z$ -direction. Then in the Breit frame, the quark displacements must contract in the  $z$ -direction while they remain unchanged in the  $x$  and  $y$  directions. Thus we have

$$z'_i = \frac{m_N}{E} z_i, \quad (33)$$

$$d^3 x'_1 d^3 x'_2 = \left(\frac{m_N}{E}\right)^2 d^3 x_1 d^3 x_2, \quad (34)$$

where we have assumed  $t = 0$  for all constituents, i.e., the instantaneous approximation. Note that  $m_N$  is the nucleon mass and  $E$  is the on-shell nucleon energy in the Breit frame. The  $(m_N/E)^2$  factor is due to the Lorentz contraction of the coordinates of the two spectator quarks along the direction of motion. As an example, the proton charge form factor in the PT scheme is thus

$$\begin{aligned} G_E(q^2) &= \int \prod_i d^3 x'_i e^{-iqz'_3} [q_p^\dagger(\vec{x}'_3 - \vec{x}'_{\text{c.m.}}) \delta(\vec{x}'_3) q_{\bar{p}}(\vec{x}'_3 - \vec{x}'_{\text{c.m.}})] \rho_{\bar{p}}(\vec{x}'_1 - \vec{x}'_{\text{c.m.}}) \rho_{\bar{p}}(\vec{x}'_2 - \vec{x}'_{\text{c.m.}}) \\ &= \left(\frac{m_N}{E}\right)^2 \int d^3 x_1 d^3 x_2 e^{-iqz(m_N/E)} \rho(\vec{x}_1 - \vec{x}_{\text{c.m.}}) \rho(\vec{x}_2 - \vec{x}_{\text{c.m.}}) \rho(-\vec{x}_{\text{c.m.}}) \\ &= \left(\frac{m_N}{E}\right)^2 G_E^{\text{sph}}(q^2 m_N^2 / E^2), \end{aligned} \quad (35)$$

where  $q_{\bar{p}}$  is the quark wave function in the Breit frame (in a deformed bag),  $\rho_{\bar{p}}$  is the probability density of the quark, and  $G_E^{\text{sph}}$  is the charge form factor calculated with the spherical static bag wave function [such as Eqs.(18) and (27)]. In the second step of the derivation we have used the fact that a probability amplitude is a constant in different Lorentz frames, hence, the identity  $q_{\bar{p}}(\vec{x}') \equiv q(\vec{x})$  has been used as in Ref. [12]. For the magnetic form factor, a similar expression can be derived,  $G_M(q^2) = (m_N/E)^2 G_E^{\text{sph}}(q^2 m_N^2 / E^2)$ . Note that we used the fact that all three quarks have the same spatial wave function in obtaining Eq. (35). The scaling factor in the argument is due to the coordinate change of the struck quark and the factor in the front,  $(m_N/E)^2$ , comes from the reduction of the integral measure of two spectator quarks in the Breit frame. Note that this prescription is similar to but not identical to the Lorentz contraction arguments used in the Skyrme model [15]. The difference is the  $(m_N/E)^2$  factor in front of  $G_E^{\text{sph}}$  which is absent in Ref. [15]. It might be argued that, since we use only a nonrelativistic momentum projection [i.e.,  $\eta_p$  in Eq. (5) can not be fixed unambiguously], this factor is not well determined.

## V. CORRECTIONS FROM THE PERTURBATIVE PION CLOUD

In the CBM with a bag radius above 0.7 fm the pion field is relatively weak and the pionic effects can be included perturbatively [16]. As usual we assume that there is *no more than one pion in the air*. There are two processes contributing to the nucleon electromagnetic form factors due to the pion cloud. One is through the direct  $\gamma\pi\pi$  coupling shown in Fig. 1(c), and the other is by the  $\gamma qq$  coupling with one pion loop as in Fig. 1(b).

Fig. 1(c) actually contains three time-ordered subdiagrams, and has been evaluated in the CBM by Th  berge and Thomas [14]. They gave

$$G_{(E,M)}^{(\pi)}(q^2) = G_{(E,M)}^{(\pi)}(q^2; N) + G_{(E,M)}^{(\pi)}(q^2; \Delta) \quad (36)$$

where the two terms correspond to two cases with different intermediate baryons ( $N$  and  $\Delta$ ). For completeness, we quote the individual contributions explicitly,

$$G_E^{(\pi)}(q^2; N) = \frac{1}{36\pi^3} \left( \frac{f^{NN}}{m_\pi} \right)^2 \int d^3k \frac{u(kR) u(k'R) \vec{k} \cdot \vec{k}'}{\omega_k \omega_{k'} (\omega_k + \omega_{k'})} \langle N | \tau_3 | N \rangle, \quad (37)$$

$$G_E^{(\pi)}(q^2; \Delta) = -\frac{1}{72\pi^3} \left( \frac{f^{N\Delta}}{m_\pi} \right)^2 \int d^3k \frac{u(kR) u(k'R) \vec{k} \cdot \vec{k}'}{(\omega_{\Delta N} + \omega_k)(\omega_{\Delta N} + \omega_{k'})(\omega_k + \omega_{k'})} \langle N | \tau_3 | N \rangle, \quad (38)$$

$$G_M^{(\pi)}(q^2; N) = \frac{2m_N}{72\pi^3} \left( \frac{f^{NN}}{m_\pi} \right)^2 \int d^3k \frac{u(kR) u(k'R) (\hat{q} \times \vec{k})^2}{(\omega_k \omega_{k'})^2} \langle N | \tau_3 | N \rangle, \quad (39)$$

$$G_M^{(\pi)}(q^2; \Delta) = \frac{2m_N}{288\pi^3} \left( \frac{f^{N\Delta}}{m_\pi} \right)^2 \int d^3k \frac{(\omega_{\Delta N} + \omega_k + \omega_{k'}) u(kR) u(k'R) (\hat{q} \times \vec{k})^2}{(\omega_{\Delta N} + \omega_k)(\omega_{\Delta N} + \omega_{k'})(\omega_k \omega_{k'})(\omega_k + \omega_{k'})} \langle N | \tau_3 | N \rangle, \quad (40)$$

where  $\vec{k}' = \vec{k} + \vec{q}$ ,  $\omega_{BN} \simeq m_B - m_N$ ,  $f^{NB}$  is the renormalized  $\pi NB$  coupling constant, and  $\tau_3$  is the third nucleon isospin Pauli matrix.

Corresponding to Fig. 1(b), the transition matrix element can be written as

$$\begin{aligned} \langle N(\vec{q}/2) | j^{\mu(Q)}(0) | N(-\vec{q}/2) \rangle &= \sum_{BC,j} \int d^3k \\ &\times \frac{\langle N(\vec{q}/2) | H_I | N(\vec{p}') \rangle \langle B(\vec{p}') | j^{\mu(Q)}(0) | C(\vec{p}) \rangle \langle C(\vec{p}), \pi_j(\vec{k}) | H_I | N(-\vec{q}/2) \rangle}{(\omega_{BN} + \omega_k)(\omega_{CN} + \omega_k)}, \end{aligned} \quad (41)$$

where  $\vec{p}' = (\vec{q}/2) + \vec{k}$  and  $\vec{p} = -(\vec{q}/2) + \vec{k}$  are the momenta for the intermediate baryons  $B$  and  $C$ . With the dynamical baryons and pion here, we have to evaluate the electromagnetic

matrix elements for the intermediate processes in an arbitrary frame. Thus the matrix elements of  $J^0$  might contain both  $G_E$  and  $G_M$ , as do those of  $\vec{J}$ . It is convenient to use the identity

$$\langle p' | j^{\mu(Q)}(0) | p \rangle = \bar{u}(p') \left[ \gamma^\mu F_1(q^2) + \frac{i\sigma^{\mu\nu} q_\nu}{2m_N} F_2(q^2) \right] u(p), \quad (42)$$

where  $F_1(q^2) = (G_E + \eta G_M)/(1 + \eta)$  and  $F_2(q^2) = (G_M - G_E)/(1 + \eta)$  with  $\eta = -q^2/4m_N^2$ . Both  $F_1$  and  $F_2$  are Lorentz scalar functions and hence can be evaluated in any frame. However, it can be shown that after integrating over the loop momentum,  $\vec{k}$ , the time ( $G_E$ ) and space ( $G_M$ ) components of Eq. (41) decouple again as long as the overall matrix element is evaluated in the Breit frame.

After performing some spin and isospin algebra, we obtain the nucleon electric and magnetic form factors originating from the  $\gamma qq$  coupling [i.e., the combination of Fig. 1(a) and 1(b) with a proper normalization],

$$G_E^{(Q)}(q^2) = Z_2 G_E^{(b)}(q^2) \begin{pmatrix} 1 \\ 0 \end{pmatrix} + E_{NN}(q^2) \begin{pmatrix} 1/3 \\ 2/3 \end{pmatrix} + E_{\Delta\Delta}(q^2) \begin{pmatrix} 4/3 \\ -1/3 \end{pmatrix}, \quad (43)$$

$$G_M^{(Q)}(q^2) = Z_2 G_M^{(b)}(q^2) \begin{pmatrix} 1 \\ -2/3 \end{pmatrix} + M_{NN}(q^2) \begin{pmatrix} 1/27 \\ -4/27 \end{pmatrix} \\ + M_{\Delta\Delta}(q^2) \begin{pmatrix} 20/27 \\ -5/27 \end{pmatrix} + M_{\Delta N}(q^2) \begin{pmatrix} 16\sqrt{2}/27 \\ -16\sqrt{2}/27 \end{pmatrix}, \quad (44)$$

In the above expressions, the upper and lower coefficients refer to the proton and neutron respectively. Here  $G_E^{(b)}$  and  $G_M^{(b)}$  are the bare form factors calculated in Sec. III and IV, and  $E_{BC}$  and  $M_{BC}$  are given by

$$E_{BC}(q^2) = \frac{f^{NB} f^{NC}}{12\pi^2 m_\pi^2} \int_0^\infty \frac{dk k^4 u^2(kR)}{(\omega_{BN} + \omega_k)(\omega_{CN} + \omega_k)\omega_k} \Omega_E(q, k), \quad (45)$$

$$M_{BC}(q^2) = \frac{f^{NB} f^{NC}}{12\pi^2 m_\pi^2} \int_0^\infty \frac{dk k^4 u^2(kR)}{(\omega_{BN} + \omega_k)(\omega_{CN} + \omega_k)\omega_k} \Omega_M(q, k), \quad (46)$$

where  $\Omega_E(q, k)$  and  $\Omega_M(q, k)$  contain the recoil corrections for the intermediate baryons in Fig. 1(b) and are given by

$$\Omega_E(q, k) = \frac{1}{4m_N} \int_{-1}^1 dx [(E' + m_N)(E + m_N)]^{1/2} \left\{ \left[ 1 + \frac{k^2 - q^2/4}{(E' + m_N)(E + m_N)} \right] F_1(q^2) - \frac{1}{2m_N} \left( \frac{q^2/2 + \vec{k} \cdot \vec{q}}{E' + m_N} - \frac{-q^2/2 + \vec{k} \cdot \vec{q}}{E + m_N} \right) F_2(q^2) \right\}, \quad (47)$$

$$\Omega_M(q, k) = \frac{1}{4m_N} \int_{-1}^1 dx [(E' + m_N)(E + m_N)]^{1/2} \left\{ m_N \left( \frac{1}{E' + m_N} + \frac{1}{E + m_N} \right) F_1(q^2) + \left[ 1 + \frac{k^2 - q^2/4}{(E' + m_N)(E + m_N)} \right] F_2(q^2) \right\}. \quad (48)$$

Without the recoil of the intermediate baryons,  $\Omega_E(q, k)$  and  $\Omega_M(q, k)$  would be independent of  $k$  and the usual CBM results are recovered.

## VI. RESULTS AND DISCUSSIONS

In this work, we have adopted the usual philosophy for the renormalization in the CBM, using the approximate relation,  $f^{AB} \simeq \left( \frac{f_0^{AB}}{f_0^{NN}} \right) f^{NN}$ . There are uncertain corrections on the bare coupling constant  $f_0^{NN}$ , such as the nonzero quark mass and the correction for spurious center of mass motion. Therefore, we use the renormalized coupling constant in our calculation,  $f^{NN} \simeq 3.03$ , which corresponds to the usual  $\pi NN$  coupling constant,  $f_{\pi NN}^2 \simeq 0.081$ .

Charge conservation requires that, at zero momentum transfer,  $G_E(0) = G_E^{(Q)}(0) + G_E^{(\pi)}(0) = e_N$ , where  $e_N$  is 1 for the proton and 0 for the neutron,  $G_E^{(Q)}$  is the sum of Fig. 1(a) and Fig. 1(b), and  $G_E^{(\pi)}$  is from Fig. 1(c). However, if we let the intermediate baryons in Fig. 1(b) recoil while using the standard static CBM results for Fig. 1(c) (i.e., the heavy nucleon limit), the above condition will not be satisfied. As this violation is quite small, we simply ignore the recoil effect in Fig. 1(b) in the numerical presentation. Hence the charge normalization condition is respected provided that the renormalized  $\pi NN$  coupling constant is used in  $Z_2$  as well as in Fig. 1(b) and Fig. 1(c). This choice is self-consistent and seems more appropriate than the use of bare coupling constants in  $Z_2$  and Fig. 1(b) as in Ref. [14]. As a result of this choice the numerical contribution from Fig. 1(b) increases by roughly 30% ( $Z_2^N \simeq 0.73$  for  $R = 1$  fm), bringing the total nucleon magnetic moments

a few percent closer to the experimental data.

Table I gives the nucleon magnetic moments (i.e.,  $\mu \equiv G_M^{(Q)}(0) + G_M^{(\pi)}(0)$ ) in this calculation. The center of mass correction reduces the static values by 5 – 10%. This is in contradiction with Ref. [6] but is consistent with Refs. [8,17]. The bag radius dependence is significantly reduced by the pion cloud in the CBM, with little variation over the range  $R = 0.8 - 1.0$  fm. The deficiency of the nucleon magnetic moments may be attributed to the higher order pionic corrections and explicit vector meson contributions.

The difference between the two choices of normalization of the wave function [i.e., the factor  $\eta_p = 1$  or  $E/m_N$  in Eq. (5)] is not significant to the shape of the form factors. However it will smoothly scale these form factors. For the proton charge form factor, for example, the relativistic normalization raises the form factor roughly 5% at  $Q^2 = 0.5 \text{ GeV}^2$  and 10% at  $Q^2 = 1.0 \text{ GeV}^2$ . For clarity, we have always used  $\eta_p = 1$  in the following figures as previously stated.

The characteristic effect of the center of mass correction on the charge form factor of the bare proton bag is illustrated in Fig. 2 with the bag radius  $R = 1$  fm. The “dipole” refers to the standard dipole fit,  $F(Q^2) = 1/(1 + Q^2/0.71 \text{ GeV}^2)^2$ . The bare charge form factors calculated with the static bag usually drop too quickly. With the PY projection procedure, the form factor at moderate momentum transfer ( $Q^2 \sim 0.5 \text{ GeV}^2$ ) increases nearly 100%. However the shape of the form factor does not change very much. It is generally too stiff and drops too fast which is mainly due to the sharp surface of the cavity approximation and lack of translational invariance of the wave function. Using the translational invariant PT projection procedure leads to improved behavior of the form factors. In particular, after including the correction arising from Lorentz contraction, the shape of the form factors is significantly improved.

Fig. 3 and Fig. 4 show the individual contributions to the charge form factors from the quark and the pion cloud for a typical bag radius of  $R = 1$  fm. For the proton charge form factor, it is clear that the  $\gamma qq$  coupling terms dominate the form factor where the bare photon–bag coupling contributes nearly 75%. The correction from the  $\gamma\pi\pi$  coupling

decreases very quickly as the momentum transfer increases. A smaller bag radius will lead to a larger pionic contribution. For the neutron charge form factors, the contribution from the photon–bare bag coupling [Fig. 1(a)] vanishes due to the SU(6) structure. The severe cancellation between Fig. 1(b) and Fig. 1(c) results in a small but nonvanishing neutron charge form factor, with a negative mean square radius as one would expected simply from the Heisenberg Uncertainty Principle.

Figs. 5–8 show the bag radius dependence of the nucleon electromagnetic form factors. A large bag radius always leads to a softer form factor. We have used the PT wave functions with the Lorentz contraction in these calculations. The predictions show quite a reasonable agreement with the experimental data to much larger values of the momentum transfer than one has tended to expect.

## VII. SUMMARY

We have calculated the electromagnetic form factors of the nucleon within the cloudy bag model including relativistic corrections in the form of momentum projection and Lorentz contraction of internal structure. The two different procedures of momentum projection for the spurious center-of-mass motion give results which are relatively close to each other. The Galilean invariant PT projection is generally a little better than the PY method in that it leads to a shape more closely resembling the dipole form. Including the corrections for center of mass motion and Lorentz contraction, the numerical predictions are in rather good agreement with data in the region  $Q^2 < 1 \text{ GeV}^2$ . This is quite a remarkable result when one realizes the simplicity of the model. In particular, there are no explicit vector meson contributions and one possible future development would be to include  $\pi\pi$  interactions.

The authors are very grateful to I.R. Afnan and K. Tsushima for valuable discussions. We also thank S. Platchkov for sending the data for the neutron charge form factor. This work was supported by the Australian Research Council.

## REFERENCES

- [1] A. Chodos, R. L. Jaffe, K. Johnson, C. B. Thorn and V. F. Weisskopf, Phys. Rev. D **9**, 3471 (1974); A. Chodos, R. L. Jaffe, K. Johnson and C. B. Thorn, *ibid.* **10**, 2599 (1974); T. A. DeGrand, R. L. Jaffe, K. Johnson and J. Kiskis, *ibid.* **12**, 2060 (1975).
- [2] A. W. Thomas, Adv. Nucl. Phys. **13**, 1 (1984); G. A. Miller, Int. Rev. Nucl. Phys., **1**, (1984).
- [3] L. Wilets, *Non-Topological Solitons* (World Scientific, Singapore, 1989); M. C. Birse, Prog. Part. Nucl. Phys. **25**, 1 (1990).
- [4] M. Betz and R. Goldflam, Phys. Rev. D **28**, 2848 (1983).
- [5] C. H. M. Antwerpen, Ph. D. thesis (Flinders University, 1994).
- [6] J. Donoghue and K. Johnson, Phys. Rev. D **21**, 1975 (1980).
- [7] C. W. Wong, Phys. Rev. D **24**, 1416 (1981).
- [8] R. Tegen, R. Brockmann, and W. Weise, Z. Phys. A **307**, 339 (1982).
- [9] R. E. Peierls and J. Yoccoz, Proc. Phys. Soc. London **A70**, 381 (1957).
- [10] R. E. Peierls and D. J. Thouless, Nucl. Phys. **38**, 154 (1962).
- [11] D. H. Lu, A. W. Thomas, and A. G. Williams, Phys. Rev. C **55**, No. 5 (1997).
- [12] A. L. Licht and A. Pagnamenta, Phys. Rev. D **2**, 1156 (1970); D. P. Stanley and D. Robson, Phys. Rev. D **26**, 223 (1982).
- [13] S. Théberge, G. A. Miller, and A. W. Thomas, Can. J. Phys. **60**, 59 (1982).
- [14] S. Théberge and A. W. Thomas, Nucl. Phys. **A393**, 252 (1983); S. Théberge, Ph. D. thesis (University of British Columbia, 1982).
- [15] X. Ji, Phys. Lett. B **254** (1991); G. Holzwarth, Z. Phys. A **356**, 339 (1996).

- [16] L. R. Dodd, A. W. Thomas and R. F. Alvarez-Estrada, Phys. Rev. D **24**, 1961 (1981).
- [17] T. Yamaguchi, K. Tsushima, Y. Kohyama and K. Kubodera, Nucl. Phys. **A500**, 429 (1989).
- [18] R. C. Walker *et al.*, Phys. Rev. C **49**, 5671 (1994); G. Hohler *et al.*, Nucl. Phys. **B114**, 505 (1976).
- [19] T. Eden *et al.*, Phys. Rev. C **50**, 1749 (1994); M. Meyerhoff *et al.*, Phys. Lett. B **327**, 201 (1994); S. Platchkov *et al.*, Nucl. Phys. **A510**, 740 (1990).
- [20] W. Bartel *et al.*, Nucl. Phys. **B58**, 429 (1973).
- [21] H. Anklin *et al.*, Phys. Lett. B **336**, 313 (1994); P. Markowitz *et al.*, Phys. Rev. C **48**, 5 (1993).



# TABLES

TABLE I. Magnetic moments of the nucleon. The static case refers to the original CBM results without center of mass correction, and PY and PT are for two calculations with the momentum projected wave functions. The experimental values are  $2.79\mu_B$  and  $-1.91\mu_B$ , respectively.

R(fm)	proton			neutron		
	static	PY	PT	static	PY	PT
0.8	2.49	2.25	2.36	-2.06	-1.89	-1.97
0.9	2.44	2.18	2.30	-1.96	-1.78	-1.86
1.0	2.46	2.18	2.31	-1.92	-1.73	-1.81
1.1	2.53	2.23	2.36	-1.93	-1.71	-1.81

## FIGURES

FIG. 1. Diagrams illustrating the various contributions included in this calculation (up to one pion loop). The intermediate baryons  $B$  and  $C$  are restricted to the  $N$  and  $\Delta$ .

FIG. 2. The effect of the center of mass correction and Lorentz contraction for the charge form factor of the bare proton. The bag radius is taken to be 1.0 fm. The “static” curve refers to the naive MIT cavity approximation, PY and PT stand for Peierls–Yoccoz and Peierls-Thouless projection, respectively, and PYL and PTL for the corresponding versions with the Lorentz contraction.

FIG. 3. The individual contributions to the proton charge form factors with the bag radius  $R = 1.0$  fm. The quark part is calculated using the Lorentz contracted PT wave functions. Experimental data are taken from Ref. [18].

FIG. 4. The individual contributions to the neutron charge form factors. Key as in Fig. 3, except that the data is from Ref. [19]. Here the contribution from Fig. 1(c) is shown as its negative for convenience.

FIG. 5. The proton charge form factors for three different bag radii. The Lorentz contracted PT wave functions are used in the calculations. The normalization of the wave function is chosen as  $\eta_p = 1$ . Data are the same as in Fig. 3.

FIG. 6. The neutron charge form factors using the Lorentz contracted PT wave functions. Data are the same as in Fig. 4.

FIG. 7. The proton magnetic form factors using the Lorentz contracted PT wave functions. Experimental data are from Ref. [18,20].

FIG. 8. The neutron magnetic form factors using the Lorentz contracted PT wave functions. Experimental data are from Ref. [20,21].

Fig. 1

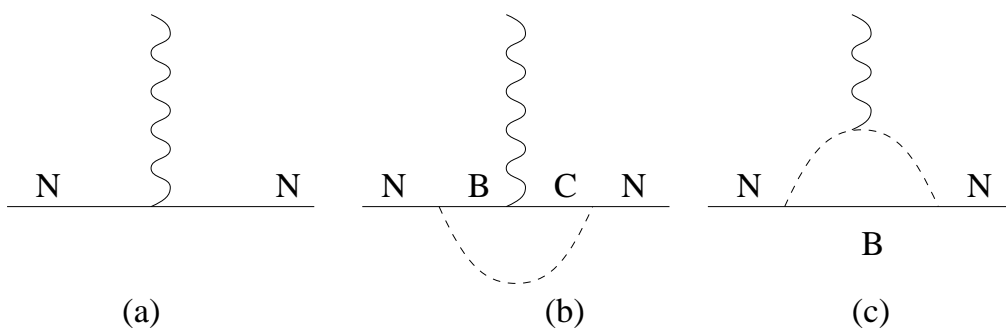


Fig.2

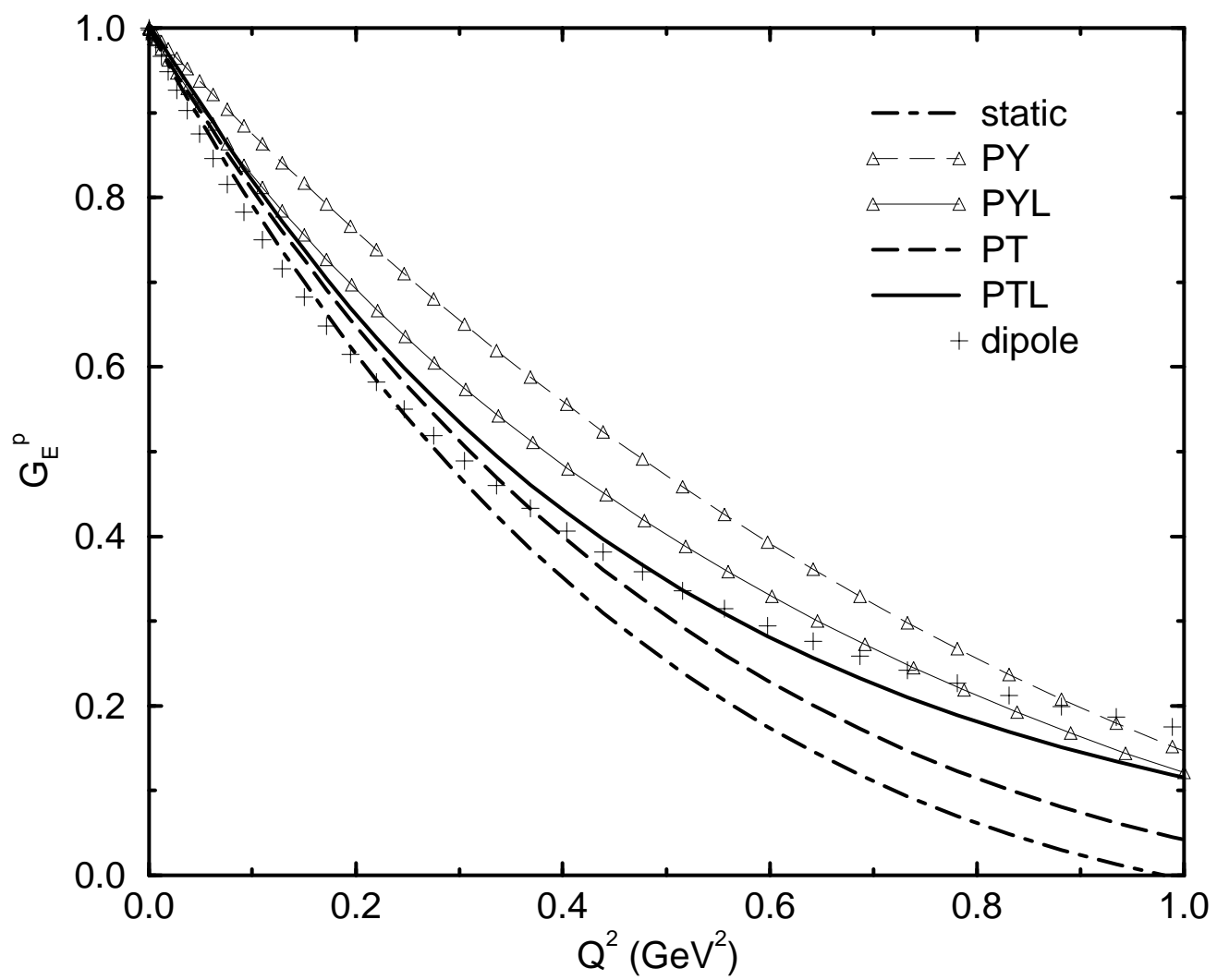


Fig.3

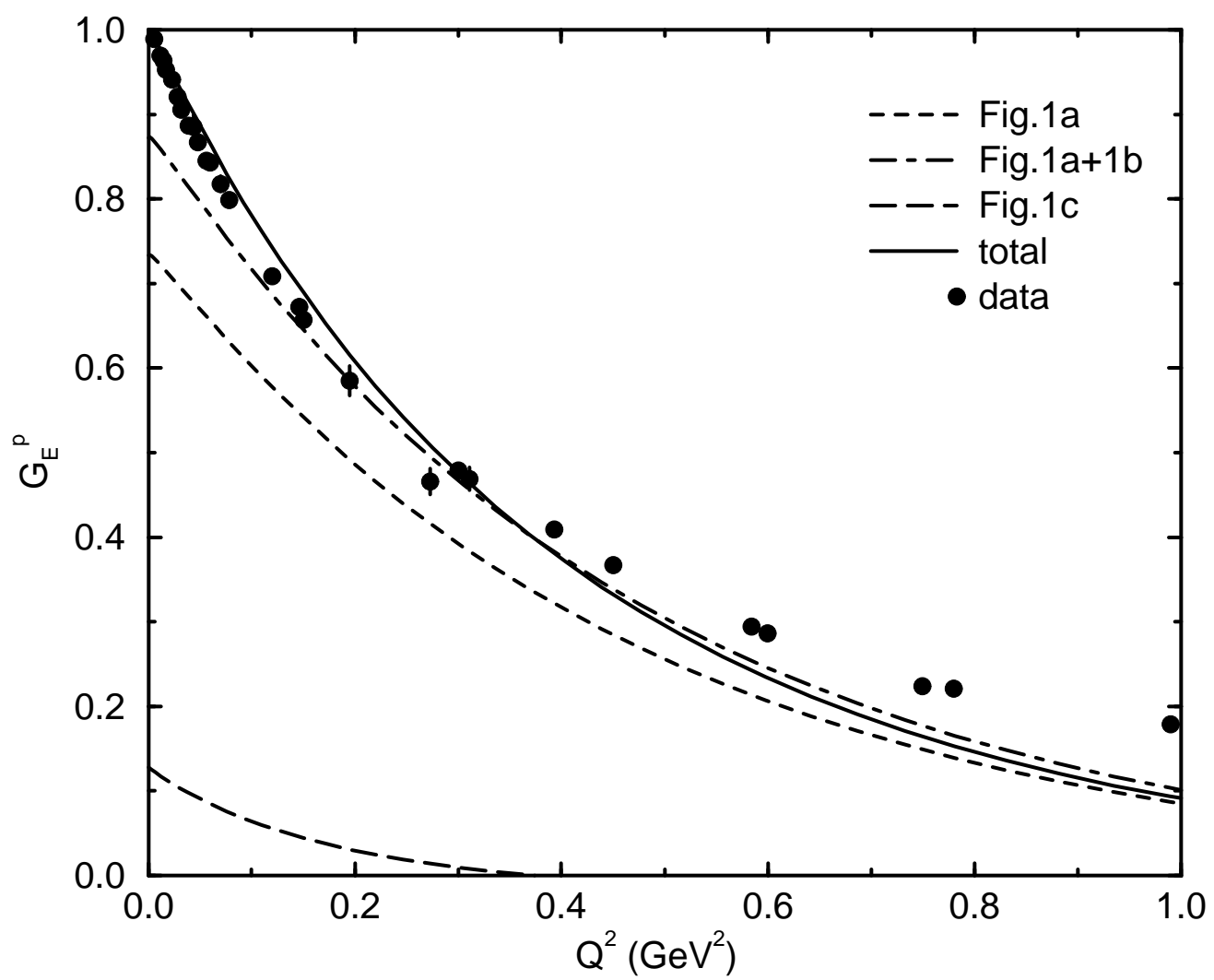


Fig.4

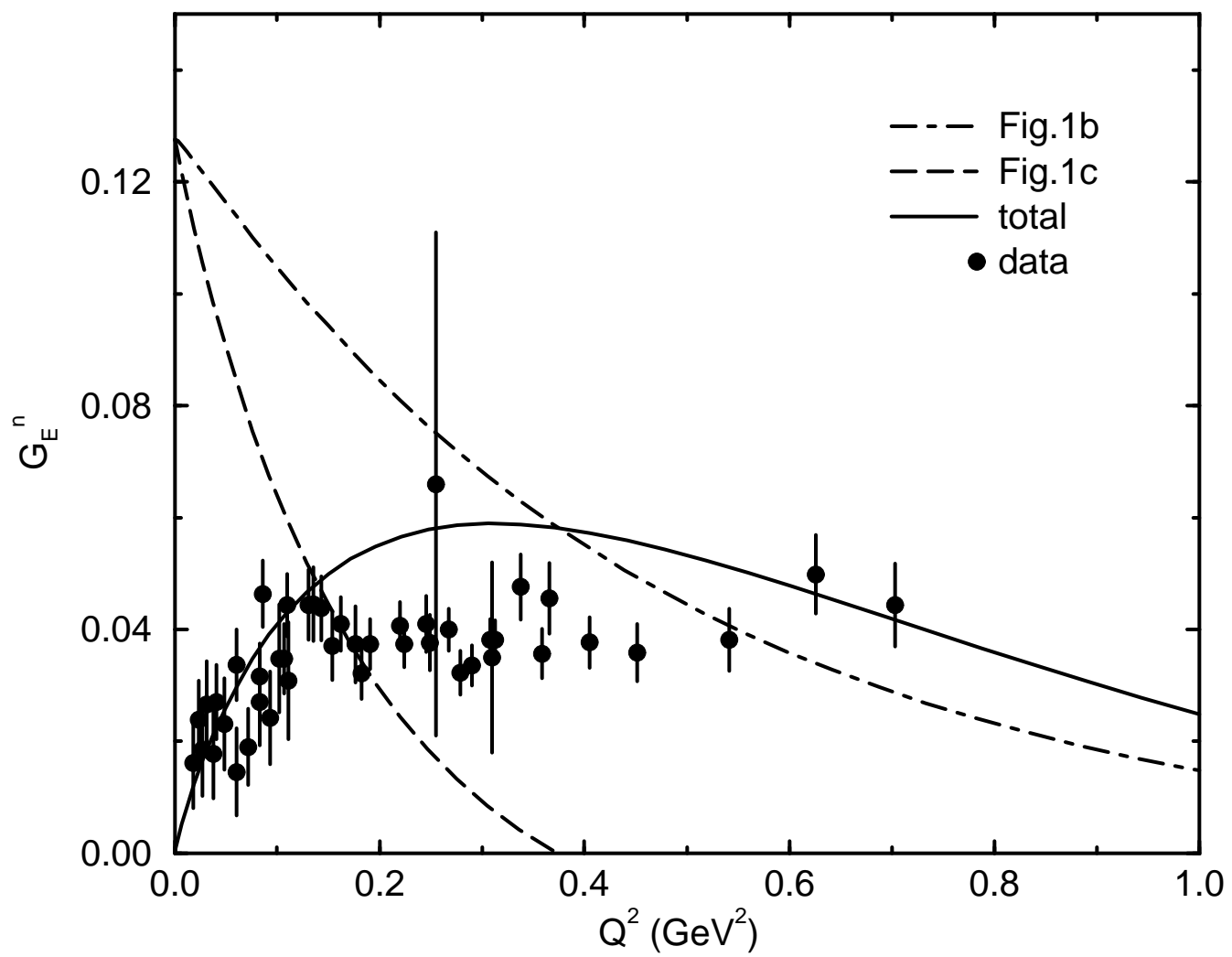


Fig.5

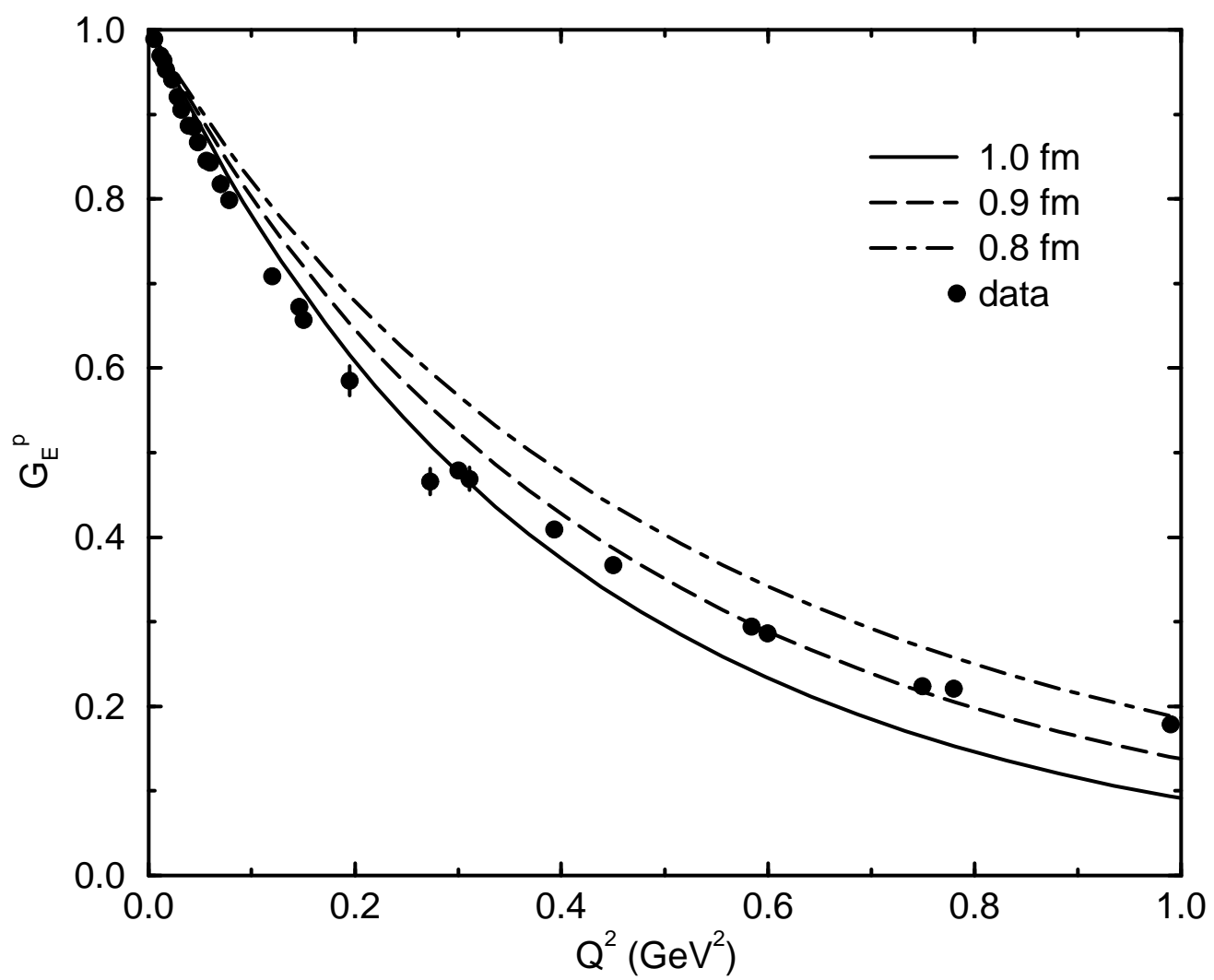


Fig.6

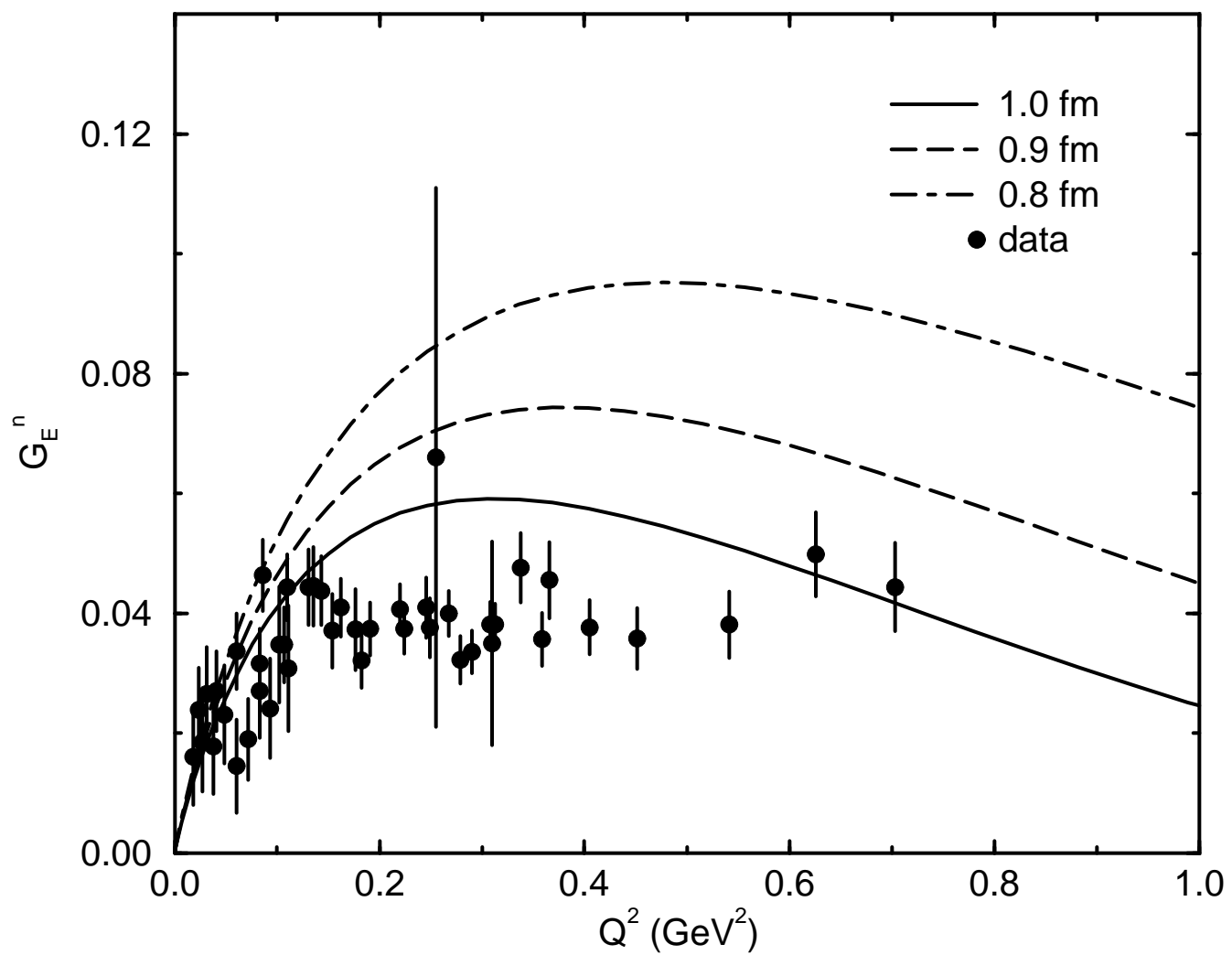




Fig.7

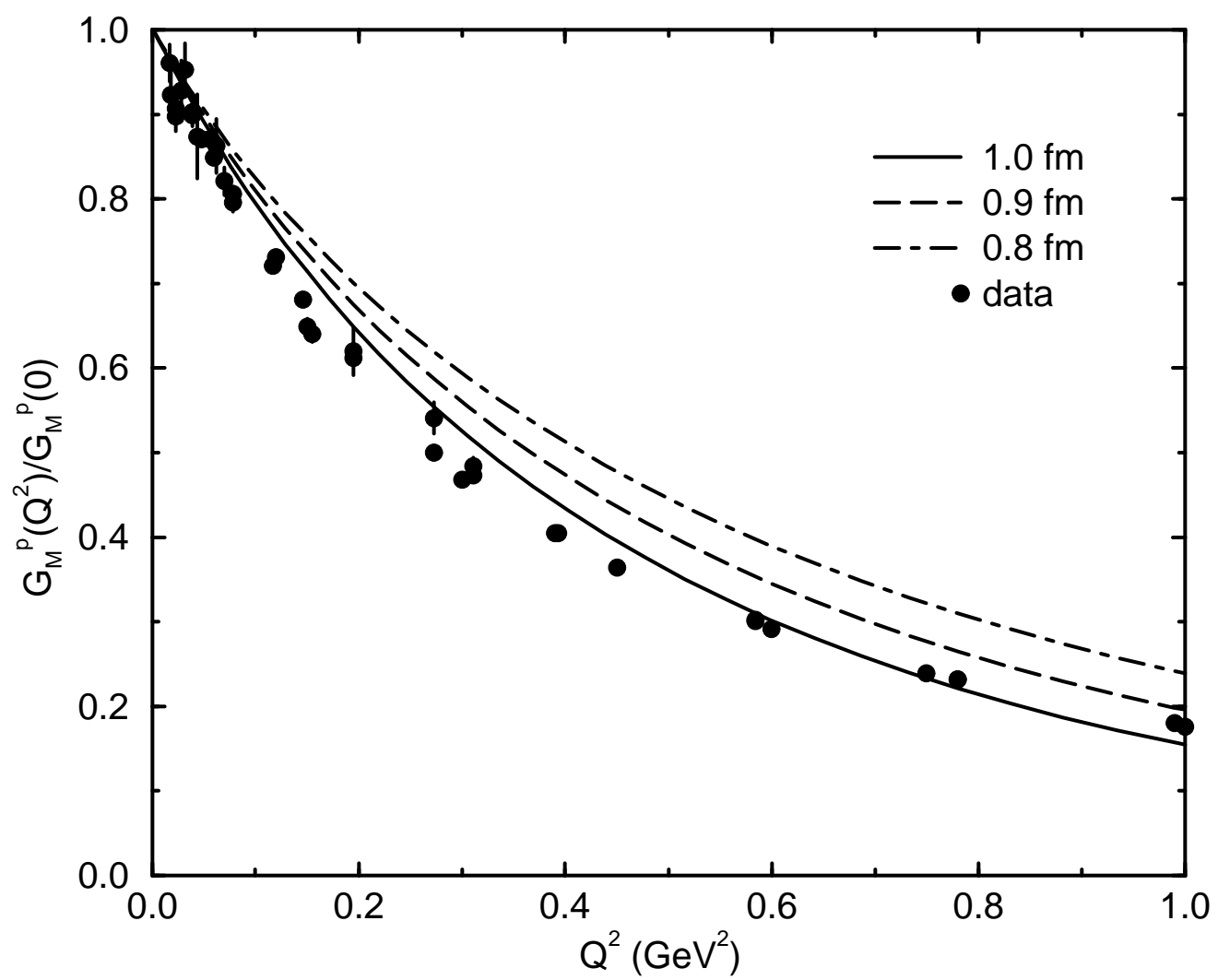


Fig.8

