

Halo phenomenon in medium-mass nuclei.

I. New analysis method and first applications

V. Rotival*

*DPTA/Service de Physique Nucléaire - CEA/DAM Île-de-France - BP12 - 91680 Bruyères-le-Châtel, France and
National Superconducting Cyclotron Laboratory, 1 Cyclotron Laboratory, East Lansing, MI 48824, USA*

T. Duguet†

*National Superconducting Cyclotron Laboratory and
Department of Physics and Astronomy, Michigan State University, East Lansing, MI 48824, USA*

(Dated: June 14, 2019)

The formation of halos in medium-mass nuclei is investigated using a new analysis method, as existing characterization methods are proven to be incomplete/inaccurate. A decomposition of the intrinsic wave-function of the N -body system in terms of overlap functions allows a model-independent analysis of the asymptotic properties of the intrinsic one-body density. The existence of a spatially decorrelated region in the nuclear density profile is related to the existence of typical energy scales in the excitation spectrum of the $(N - 1)$ -body system. A series of model-independent criteria, taking the density as the only input, are introduced. The new criteria allow a precise quantification of the halo in terms of the average number of participating nucleons and of their impact on the nuclear extension. Those new "halo factors" are validated through simulations and applied to results obtained from Energy Density Functional calculations. Performing spherical Hartree-Fock-Bogoliubov calculations with state-of-the-art Skyrme and pairing functionals, a collective halo is predicted in drip-line Cr isotopes, whereas no significant effect is seen in Sn isotopes.

PACS numbers: 21.10.-k, 21.10.Gv, 21.10.Pc, 21.60.Jz, 27.50.+e, 27.60.+j, 27.60.+q

Keywords: halo; mean-field; medium-mass nuclei

I. INTRODUCTION

The study of light nuclei at the limit of stability has been possible in the last two decades thanks to the first generations of radioactive ion beam facilities. One of the interesting phenomena observed close to the nucleon drip-line is the formation of nuclear halos. In such systems, either the proton or the neutron density displays an unusually extended tail due to the presence of weakly-bound nucleons [1]. Since the first experimental observation of such an exotic structure in ^{11}Li [2, 3], other light neutron halo systems have been identified, e.g. ^6He [4], ^{11}Be [5, 6, 7], ^{14}Be [5, 8], ^{17}B [5] or ^{19}C [9, 10]. On the proton-rich side, theoretical works demonstrated the existence of halo structures in spite of the presence of the Coulomb barrier [11], as was seen experimentally for ^8B [12, 13, 14, 15] and ^{17}Ne [16, 17]. Halos in excited states have been observed for ^{17}F [18, 19], ^{12}B [20] or ^{13}B [21], and several others are predicted [22].

The theoretical description of light halo systems is rather well under control. It usually relies on a cluster vision where one (^{11}Be , ^{19}C ...) or two (^{11}Li , ^6He ...) loosely bound nucleons define a low-density region surrounding a core. Assuming that core and halo degrees of freedom can be decoupled, essentially exact solutions of the simplified many-body problem are obtained by solving

the Schrödinger equation for two-body systems [23, 24], or Faddeev equations for three-body ones [4, 23, 25, 26]. However, the boundary between halo and non-halo nuclei is blurred by the presence of core excitations. Indeed, the inert decoupling of the loosely bound nucleons from the core is only an approximation. Nevertheless it has been assessed that halo systems arise when [27, 28] (i) the probability of nucleons to be in the forbidden region outside the classical turning point is greater than 50%, and (ii) the cluster structure is dominant and accounts for at least 50% of the configuration. Such conditions have been thoroughly studied [29, 30] and found to be fulfilled when (a) the separation energy of the nucleus is very small, of the order of $2 \text{ MeV}/A^{2/3}$, (b) the loosely bound nucleons occupy low angular-momentum states ($\ell = 0$ or $\ell = 1$) for two-body clusters, or low hyperangular momentum states ($K = 0$ or $K = 1$) for three-body ones, to limit the effect of the centrifugal barrier preventing the nucleons from spreading out [31], and (c) the charge of the core remains small for proton halos. The latter requirement might be weakened because of a potential Coulomb-induced rearrangement of the single-particle states [32].

When going to heavier nuclei, few-body techniques face theoretical and computational limits because of the large number of degrees of freedom involved. Single-Reference Energy Density Functional (SR-EDF) methods under the form of self-consistent Hartree-Fock-Bogoliubov (HFB) calculations become appropriate [33, 34]. The EDF, either non-relativistic (Skyrme [35, 36] or Gogny [37]) or relativistic [38, 39, 40, 41, 42], constitutes the only phenomenological input to the method. Phenomeno-

*Electronic address: vincent.rotival@polytechnique.org

†Electronic address: duguet@nsl.msu.edu

logical functionals have now reached an accuracy suitable for comparison of various observables with experimental data over the known part of the nuclear chart [43, 44, 45, 46]. However, properties of current EDFs are not yet under control in extreme conditions, where low-density configurations, isospin or surface effects come strongly into play. Thus, the capacity of existing functionals to predict properties of exotic nuclei, such as their limits of stability, remains rather weak [47]. In that respect, the input from the coming generation of radioactive beam facilities (FAIR, RIBF, REX-ISOLDE, SPIRAL2...) will help to further constrain models and to design a universal EDF.

Halo structures can contribute significantly to such a quest as they emphasize low-density configurations and surface/finite-size effects. Their study in medium-mass nuclei might provide important information regarding isovector density dependencies and gradient/finite-size corrections in the energy functional. The pairing strength in low density regimes and the evolution of shell structures at the limit of stability might also be further constrained. However, two questions arise as we discuss potential medium-mass halos. Indeed, medium-mass nuclei are (i) large enough that the cluster picture at play in light nuclei needs to be revisited, in such a way that our understanding of the halo phenomenon might change significantly, and (ii) light enough that explicit correlations associated with symmetry restorations and other large amplitude motions are important and may impact halo properties. This would require to use extensions of the basic method, e.g. Multi-Reference (MR) EDF calculations based on projection techniques and on the Generator Coordinate Method [48, 49, 50].

The first part of the present work, hereafter referred to as Paper I, is dedicated to introducing a new method to identify and characterize halo structures in medium-mass nuclei. In the second part [51], hereafter referred to as Paper II, the tools introduced in Paper I are used to perform a large scale analysis of halo properties in medium-mass nuclei as predicted by self-consistent HFB calculations. In particular, the dependence of halo predictions on the different components of the nuclear EDF, e.g. pairing part, tensor terms... is studied.

In both papers, we focus on spherical even-even nuclei. Further extensions of the method to odd and deformed systems can be envisioned. The charge restriction for proton halos identified in light nuclei is such that we do not expect proton halos in medium-mass systems. As a result, the present work focuses on exotic structures at the neutron drip-line.

Paper I is organized as follows. Sec. II provides a quick overview of the ingredients that are crucial to the formation of halos. In Sec. III, the limitations of existing tools used to characterize skins and halos, such as the Helm model [52], are highlighted. A new method to properly identify and characterize halo features of weakly-bound systems in a model-independent fashion is introduced in Sec. IV. We validate the method using a selection of toy

models before applying it to the results obtained from self-consistent spherical HFB calculations of Cr and Sn isotopes in Sec. V. The latter section is also devoted to a critical discussion of our results. Our conclusions are given in Sec. VI. We complement our work with several useful appendices.

II. BASIC FEATURES OF HALO SYSTEMS

The goal of the present section is to outline some of the elements that are crucial to the formation of halos. This will serve as an introduction to the more quantitative discussion proposed later on as we develop our new analysis method. For convenience, the discussion is conducted within the EDF framework whose basic aspects are briefly recalled at first. Note however that the features discussed are not specific to a particular many-body method or approximation but constitute generic aspects of halos. Spin and isospin indices will be dropped for now.

A. Elements of the nuclear EDF method

The nuclear EDF approach is the microscopic tool of choice to study medium-mass and heavy nuclei in a systematic manner [34]. We consider a Single-Reference EDF formalism. In such an approach, the energy is postulated under the form of a functional $\mathcal{E}[\rho, \kappa, \kappa^*]$ of the (local or non-local) density ρ and pairing tensor κ . The density matrix and the pairing tensor are further represented through a *reference state* $|\Phi\rangle$, i.e.

$$\rho_{ij} \equiv \frac{\langle \Phi | c_j^\dagger c_i | \Phi \rangle}{\langle \Phi | \Phi \rangle}, \quad (1)$$

$$\kappa_{ij} \equiv \frac{\langle \Phi | c_j c_i | \Phi \rangle}{\langle \Phi | \Phi \rangle}, \quad (2)$$

the former taking either the form of a Slater determinant (i.e. no explicit κ dependence in the EDF \mathcal{E}) or of a quasiparticle vacuum; the latter case enclosing the former one. Such a product state is written as

$$|\Phi\rangle = \mathcal{C} \prod_{\nu} \beta_{\nu} |0\rangle, \quad (3)$$

where \mathcal{C} is a complex normalization number and where the quasiparticle operators $(\beta_{\nu}^\dagger, \beta_{\nu})$ are obtained through the Bogoliubov transformation (U, V) of the creation and annihilation operators (c_i^\dagger, c_i) defining an arbitrary single-particle basis of interest

$$\beta_{\nu}^\dagger = \sum_i U_{i\nu} c_i^\dagger + V_{i\nu} c_i. \quad (4)$$

The equations of motion, the so-called HFB equations, are obtained by minimizing the energy $\mathcal{E}[\rho, \kappa, \kappa^*]$ with respect to $(\rho_{ij}, \rho_{ij}^*, \kappa_{ij}, \kappa_{ij}^*)_{i \leq j}$, under the constraint that the neutron and proton numbers are fixed on the average in the reference state $|\Phi\rangle$. This leads to the eigenvalue problem

$$\begin{pmatrix} h - \lambda & \Delta \\ -\Delta^* & -(h^* - \lambda) \end{pmatrix} \begin{pmatrix} U \\ V \end{pmatrix}_\nu = E_\nu \begin{pmatrix} U \\ V \end{pmatrix}_\nu, \quad (5)$$

where the one-body field h and the pairing field Δ are defined as

$$h_{ij} \equiv \frac{\partial \mathcal{E}}{\partial \rho_{ji}}, \quad \Delta_{ij} \equiv \frac{\partial \mathcal{E}}{\partial \kappa_{ij}^*}, \quad (6)$$

$\lambda < 0$ being the chemical potential. Solutions of Eq. (5) are the quasiparticle eigenstates $(U, V)_\nu$, with energies $E_\nu > 0$. quasiparticle occupations N_ν are defined through the normalization of the lower components V_ν

$$N_\nu \equiv \sum_k |V_{\nu k}|^2 = \int |V_\nu(\vec{r})|^2 d\vec{r}. \quad (7)$$

In order to analyze the properties of the system, it is convenient to introduce the *canonical basis*⁽¹⁾ $\{|\phi_i\rangle\}$ [33, 53]. In this basis, individual states can be grouped in conjugated pairs (i, \bar{i}) . The one-body density ρ is diagonal whereas the pairing tensor κ takes its canonical form

$$\rho_{ij} \equiv v_i^2 \delta_{ij}, \quad (8)$$

$$\kappa_{ij} \equiv u_i v_i \delta_{\bar{i}j}, \quad (9)$$

where $u_i = u_{\bar{i}} > 0$ and $v_i = -v_{\bar{i}}$ play the role of BCS-like coefficients; v_i^2 being the canonical occupation number. Even though the EDF method is not an independent particle theory, it is convenient to use the canonical basis for analysis purposes as it provides the best single-particle picture and allows one to define individual "energies" and "pairing gaps" through

$$e_i \equiv h_{ii}, \quad (10)$$

$$\Delta_i \equiv \Delta_{i\bar{i}}. \quad (11)$$

B. Importance of low angular-momentum orbits

We first discuss the impact of low-angular momentum orbitals⁽²⁾ on the density profile of halo nuclei. To dis-

cuss this specific aspect, we use the realization of the EDF method in which the reference state is taken as a Slater determinant. This corresponds to eliminating the dependence of the EDF on anomalous densities and thus the *explicit* treatment of pairing correlations. However, it is important to stress that, at least in principle, this does not mean that the effect of superfluidity could not be accounted for in such a realization of the EDF method. It would however certainly require to design more involve energy functionals $\mathcal{E}[\rho]$ that those used traditionally; i.e. Skyrme and Gogny EDFs.

Within such a realization of the EDF method, the HFB equations reduce to a standard one-body eigenvalue problem that provides the orbitals $\varphi_\nu(\vec{r})$ from which the Slater determinant $|\Phi\rangle$ is constructed. Such a basis coincides both with the canonical basis and the quasiparticle basis introduced in Sec. II A. Restricting the description to spherical systems, considering for simplicity a multiplicative local potential $U(r)$ and forgetting about the spin degree of freedom, the neutron orbitals φ_ν are solutions of a radial Schrödinger equation of the form⁽³⁾

$$\left(\frac{d^2}{dr^2} + \frac{2}{r} \frac{d}{dr} - \frac{\ell_\nu(\ell_\nu + 1)}{r^2} - \frac{2m}{\hbar^2} U(r) - \kappa_\nu^2 \right) \bar{\varphi}_\nu(r) = 0, \quad (12)$$

where r is the radial coordinate, ℓ_ν the orbital angular momentum, and m the neutron mass. The radial component $\bar{\varphi}_\nu$ is typically characterized by a principal quantum number n_ν and the angular momentum ℓ_ν . The constant $\kappa_\nu = \sqrt{-2m\epsilon_\nu/\hbar^2}$ is related to the single-particle energy $\epsilon_\nu < 0$. Within such a description, the local density, mapped through the reference state $|\Phi\rangle$, reads as⁽⁴⁾

$$\rho(r) = \sum_{\nu=0}^{N-1} |\varphi_\nu(\vec{r})|^2 = \sum_{\nu=0}^{N-1} \frac{2\ell_\nu + 1}{4\pi} |\bar{\varphi}_\nu(r)|^2. \quad (13)$$

The schematic nature of Eq. (12) is unimportant as we are only interested in discussing the asymptotic behavior of the wave-functions $\bar{\varphi}_\nu(r)$. Beyond an arbitrary large distance R , the one-body potential $U(r)$ vanishes because of the short range of the nuclear interaction⁽⁵⁾, and the asymptotic radial part of the wave function $\bar{\varphi}_\nu^\infty$ satisfies the free Schrödinger equation. As a result, it reads

$$\bar{\varphi}_\nu^\infty(r) \equiv B_\nu h_{\ell_\nu}(i\kappa_\nu r), \quad (14)$$

where B_ν stands for the Asymptotic Normalization Coefficient (ANC) and $h_\ell(z) \equiv j_\ell(z) + i n_\ell(z)$ for the spherical Hankel functions, j_ℓ and n_ℓ being spherical Bessel and

¹ The canonical basis is the name given to the *natural basis* in the context of HFB calculations.

² Although the notion of *orbital* often refers to an independent-particle picture or a Hartree-Fock approximation, it is important to note that the EDF method includes correlations beyond such approximations. In fact, and as discussed in Sec. IV, the notion of *orbital* should rather be replaced by the one of *intrinsic overlap function* in the present discussion.

³ In the following, the radial part of a wave function $f(\vec{r})$ is noted $\bar{f}(r)$.

⁴ To make a connection with Sec. IV, ϵ_0 denotes the single-particle energy of the least bound orbital: $\epsilon_0 > \epsilon_1 > \epsilon_2 \dots$

⁵ The nuclear interaction being of the order of 2–3 fm, R ranges typically from about 6 to 10 fm for finite nuclei.

Von Neumann functions, respectively. Spherical Hankel functions read as

$$h_\ell(i\kappa r) \equiv i^\ell \frac{e^{-\kappa r}}{(\kappa r)} \sum_{k=0}^{\ell} \frac{1}{(2\kappa r)^k} \frac{(\ell+k)!}{k!(\ell-k)!}. \quad (15)$$

As a result, the density $\rho(r)$ behaves asymptotically as $e^{-2\kappa_0 r}/(\kappa_0 r)^2$, where the decay constant κ_0 is related to the single-particle energy of the least bound occupied orbital in the reference Slater determinant. As the density used in the SR-EDF method is meant to reproduce the exact intrinsic local density, an analogue of Koopmans' theorem [54] holds, that is ϵ_0 is equal to minus the one-nucleon separation energy $S_n = E_0^{N-1} - E_0^N$, where E_0^N is the ground state intrinsic energy of the N -body system. As a result, long density tails arise for weakly-bound systems; i.e. in the limit $S_n \rightarrow 0$.

A more quantitative characterization of the density is provided by its radial moments $\langle r^n \rangle$. Such moments are of special interest in the case of halo systems. At long distances, the dominant contribution to $\langle r^n \rangle$ comes from φ_0 , whose associated moment $\langle r^n \rangle_0$ can be split into inner \mathcal{I}_n and outer \mathcal{O}_n parts according to

$$\begin{aligned} \langle r^n \rangle_0 &= 4\pi \int_0^R |\bar{\varphi}_0(r)|^2 r^{n+2} dr \\ &\quad + 4\pi \int_R^{+\infty} |\bar{\varphi}_0^\infty(r)|^2 r^{n+2} dr \quad (16) \\ &\equiv \mathcal{I}_n + \mathcal{O}_n. \quad (17) \end{aligned}$$

The inner integral is finite by construction, whereas a further splitting of \mathcal{O}_n into two pieces, shows that, in the limit of weak binding $\epsilon_0 \rightarrow 0$, $\langle r^n \rangle_0$ (i) diverges as $\epsilon_0^{\frac{2\ell-1-n}{2}}$ for $n > 2\ell - 1$, (ii) diverges as $\ln(\epsilon_0)$ for $n = 2\ell - 1$, and (iii) remains finite for $n < 2\ell - 1$ [55]. In particular, one finds that the wave function normalization $\langle r^0 \rangle_0$ diverges for s waves, whereas the second moment $\langle r^2 \rangle_0$ diverges for both s and p waves. As a result, the root-mean-square (r.m.s.) radius, defined as

$$R_{r.m.s.} \equiv \sqrt{\frac{\langle r^2 \rangle}{\langle r^0 \rangle}}, \quad (18)$$

diverges as $\epsilon \rightarrow 0$ when φ_0 corresponds to a s or a p wave. It diverges as $\epsilon_0^{-\frac{1}{2}}$ in the case of a s wave, and as $\epsilon_0^{-\frac{1}{4}}$ for a p wave. The centrifugal barrier confines wave functions with higher orbital-angular momenta, in such a way that $R_{r.m.s.}$ remains finite as $\epsilon_0 \rightarrow 0$ if φ_0 has an angular momentum $\ell \geq 2$. Equivalent arguments are found in the case of three-body systems [31].

According to the above analysis, only low-lying s or p waves near the threshold are able to extend significantly outside the classically forbidden region. The consequences of those specific patterns are that (i) one usually focuses on the evolution of the neutron r.m.s radius

as a function of neutron number to characterize the presence of halos (ii) the presence and occupation of low-lying s or p waves are often seen as a prerequisite for the formation of neutron halos (iii) orbitals with $\ell \geq 2$ are not believed to contribute to halos. However, it is important to notice that $\langle r^2 \rangle$ is only the leading moment in the representation of the density. The complete expansion of $\rho(r)$ involves moments of higher orders which probe the nuclear density at increasing distances. Even if those higher-order moments weight usually little in the expansion, one cannot rule out $\ell \geq 2$ -type halo structures, as $\langle r^n \rangle_0$ with $n \geq 2$ diverges in the limit $\epsilon_0 \rightarrow 0$ for such angular momenta: $\langle r^4 \rangle$ diverges for $\ell = 0, 1, 2$, $\langle r^6 \rangle$ diverges for $\ell = 0, 1, 2, 3, \dots$ and so on [56].

C. Role of pairing correlations

Theoretical investigations of nuclei far from stability, either in non-relativistic [57, 58, 59] or relativistic [60, 61, 62] EDF frameworks, have pointed out the importance of pairing correlations. This makes the implementation of the SR-EDF method in terms of a quasiparticle vacuum more successful in practice than the one making use of a reference Slater determinant.

The explicit treatment of pairing correlations through dependencies of the nuclear EDF on the anomalous density changes qualitatively the density profile in loosely bound systems. By studying the asymptotic form of the quasiparticle wave-functions solution of Eq. (5), it is easy to show that the decay constant κ_0 at play becomes $\kappa_0 = \sqrt{-2m\epsilon_0/\hbar^2}$, with $|\epsilon_0| = E_0 - \lambda$, where $E_0 = \min_\nu[E_\nu]$ is the lowest quasiparticle energy solution of Eq. (5). Considering the most extreme case of a canonical state lying at the Fermi level at the drip-line ($\epsilon_0 \approx \lambda \approx 0$), one sees that $E_0 \approx \Delta_0 \geq 0$. Therefore, everything else being equal, paired densities decrease faster than unpaired ones at long distances. Because the decay constant does not go to zero as $\epsilon_0 \approx \lambda \approx 0$, the second moment of the density cannot diverge, whatever the angular momentum of the least bound quasiparticle. In other words, the effect of pairing correlations is to induce a generic *anti-halo effect* by localizing the density [63, 64].

Two additional effects may however blur such a picture. First, recent HFB calculations performed in terms of a fixed one-body Wood-Saxon potential have shown that such a pairing anti-halo effect could be ineffective under extreme conditions [65, 66]. Indeed, very weakly bound $s_{1/2}$ states (bound by a few keVs) tend to decouple from the pairing field because of their abnormal extension. As a consequence, $E_0 = \min_\nu[E_\nu]$ tends towards zero again as $\epsilon_0 \approx \lambda \approx 0$ and the r.m.s. radius of such an unpaired orbital may diverge, contributing strongly to the formation of a halo. Although this possibility should be considered in principle, the depicted situation of a $\ell = 0$ orbit bound by a few keVs right at the drip-line is rather improbable and would be highly accidental in realistic nuclei. This will be discussed in Paper II. Second,

the pair scattering distributes particles over several natural orbitals located around the Fermi level. As compared to the implementation of the EDF based on a Slater determinant, this might lead to the promotion of particles from low/high angular-momentum states to high/low angular momentum orbitals [67]. Depending on the situation, this will favor or inhibit the formation of halos. As opposed to the anti-halo effect discussed above, the way this process impacts halos depends on the system and on the particular distribution of orbitals around the Fermi energy at the drip-line. These issues will be discussed more extensively in Paper II.

III. EXISTING INVESTIGATIONS AND ANALYSIS METHODS

Halo properties of medium-mass drip-line nuclei have been studied for various isotopic chains using relativistic or non-relativistic EDF methods [52, 67, 68, 69, 70, 71, 72, 73, 74]. Owing to the discussion provided above, the evolution of the r.m.s radii along isotopic chains is often used to characterize halos in a qualitative manner. One needs however more quantitative characterizations of the halo itself. For example, the concept of *giant halo* was recently introduced on the basis of summing up the occupations of low-lying orbitals with large r.m.s. radii [68]. Such halo structures, supposedly composed of six to eight neutrons, have been characterized through relativistic and non-relativistic methods [67, 71, 72, 73, 74], mainly for Zr and Ca isotopes, and were related to the presence of $\ell = 1$ states close to the Fermi level at the drip-line. These results are intuitively surprising. Indeed, spatially decorrelated neutrons seem less likely to appear as the mass of the system increases and their behavior tends to become more collective. We will come back to this point.

The present section is thus devoted to discussing observables and analysis tools that are usually used to identify and quantify halo signatures in nuclear systems. The purpose is to introduce generic features which turn out to be useful later on but above all to demonstrate the limitations of existing analysis tools.

Chromium and tin isotopic chains are chosen as testing cases throughout Paper I. Study of halo-type structures in other isotopes and systematics over ~ 500 spherical nuclei will be presented in Paper II. Calculations are performed in the present work using the non-relativistic HFB spherical code HFBRAD [75]. In HFBRAD, the space is discretized within a sphere using vanishing boundary conditions for the wave functions (Dirichlet conditions). Convergence of the calculations as a function of numerical parameters will be commented in Paper II, and has been checked for all results presented here. The Skyrme SLy4 functional [76, 77] is employed in the particle-hole channel. The particle-particle effective vertex is a Density-Dependent Delta Interaction (DDDI) corresponding to a "mixed-type" pairing. Its density-dependent form factor is a compromise between a pair-

ing which is constant over the nucleus volume ("volume-type"), and one which is peaked at the nucleus surface ("surface-type") [78, 79, 80, 81, 82]. To avoid divergences due to the local nature of the pairing functional, a phenomenological regularization scheme corresponding to a smooth cutoff at 60 MeV in the single-particle equivalent spectrum is used [58]. Such a pairing functional will be referred to as REG-M. More details about the Skyrme and pairing functionals used will be given in Paper II.

The HFB problem is solved self-consistently, so the shape of the central potential cannot be manually adjusted to reduce the binding energy of weakly-bound orbitals. Thus, potential nuclear halos candidates have to be identified a posteriori, the elementary criterion for halo candidates being the presence of low-lying low- ℓ orbitals near the Fermi energy at the neutron drip-line, by analogy with the situation in lighter systems.

A. First characterizations

1. Chromium isotopes

Chromium isotopes ($Z = 24$) at the neutron drip-line are good halo candidates [51] among medium-mass nuclei predicted spherical [83, 84]. In Fig. 1, the least bound neutron canonical energies e_i^n are plotted along the isotopic chain, ^{80}Cr being the predicted drip-line nucleus. The presence of low-lying $3s_{1/2}$ and $2d_{5/2}$ orbitals at the drip-line provides ideal conditions for the formation of halo structures.

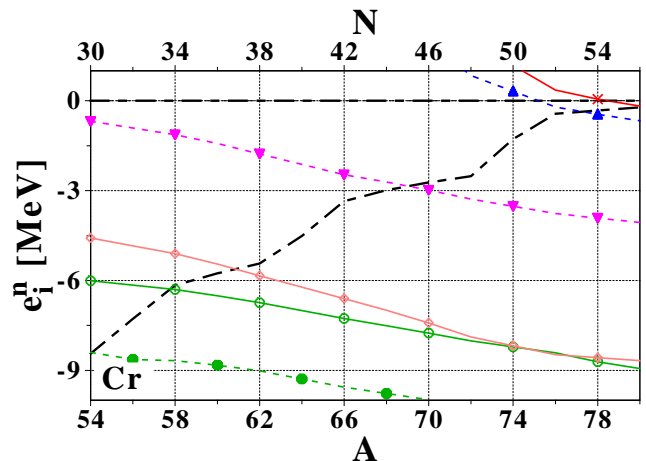


Figure 1: Neutron canonical energies e_i^n along the Cr isotopic chain, obtained through spherical HFB calculations with the {SLy4+REG-M} functional. Conventions used in all the figures of the paper are given in Tab. I.

As discussed in Sec. IIB, the abnormal extension of the one-body neutron density is usually characterized through the evolution of the neutron r.m.s. radius as one approaches the drip-line, which is presented in Fig. 2.

ℓ				
0	✕	✕	$s_{1/2}$	
1	○	○	$p_{1/2}$	●
2	△	△	$d_{3/2}$	▲
3	◇	◇	$f_{5/2}$	◆
4	▽	▽	$g_{7/2}$	▼
5	◐	◐	$h_{9/2}$	◑
6	◓	◓	$i_{11/2}$	◔
				◕
				◖
				◗
				◘
				◙
				◚
				◛
				◜
				◝
				◞
				◟
				◠
				◡
				◢
				◣
				◤
				◥
				◦
				◧
				◨
				◩
				◪
				◥
				◦
				◧
				◨
				◩
				◪
				◥
				◦
				◧
				◨
				◩
				◪
				◥
				◦
				◧
				◨
				◩
				◪
				◥
				◦
				◧
				◨
				◩
				◪
				◥
				◦
				◧
				◨
				◩
				◪
				◥
				◦
				◧
				◨
				◩
				◪
				◥
				◦
				◧
				◨
				◩
				◪
				◥
				◦
				◧
				◨
				◩
				◪
				◥
				◦
				◧
				◨
				◩
				◪
				◥
				◦
				◧
				◨
				◩
				◪
				◥
				◦
				◧
				◨
				◩
				◪
				◥
				◦
				◧
				◨
				◩
				◪
				◥
				◦
				◧
				◨
				◩
				◪
				◥
				◦
				◧
				◨
				◩
				◪
				◥
				◦
				◧
				◨
				◩
				◪
				◥
				◦
				◧
				◨
				◩
				◪
				◥
				◦
				◧
				◨
				◩
				◪
				◥
				◦
				◧
				◨
				◩
				◪
				◥
				◦
				◧
				◨
				◩
				◪
				◥
				◦
				◧
				◨
				◩
				◪
				◥
				◦
				◧
				◨
				◩
				◪
				◥
				◦
				◧
				◨
				◩
				◪
				◥
				◦
				◧
				◨
				◩
				◪
				◥
				◦
				◧
				◨
				◩
				◪
				◥
				◦
				◧
				◨
				◩
				◪
				◥
				◦
				◧
				◨
				◩
				◪
				◥
				◦
				◧
				◨
				◩
				◪
				◥
				◦
				◧
				◨
				◩
				◪
				◥
				◦
				◧
				◨
				◩
				◪
				◥
				◦
				◧
				◨
				◩
				◪
				◥
				◦
				◧
				◨
				◩
				◪
				◥
				◦
				◧
				◨
				◩
				◪
				◥
				◦
				◧
				◨
				◩
				◪
				◥
				◦
				◧
				◨
				◩
				◪
				◥
				◦
				◧
				◨
				◩
				◪
				◥
				◦
				◧
				◨
				◩
				◪
				◥
				◦
				◧
				◨
				◩
				◪
				◥
				◦
				◧
				◨
				◩
				◪
				◥
				◦
				◧
				◨
				◩
				◪
				◥
				◦
				◧
				◨
				◩
				◪
				◥
				◦
				◧
				◨
				◩
				◪
				◥
				◦
				◧
				◨
				◩
				◪
				◥
				◦
				◧
				◨
				◩
				◪
				◥
				◦
				◧
				◨
				◩
				◪
				◥
				◦
				◧
				◨
				◩
				◪
				◥
				◦
				◧
				◨
				◩
				◪
				◥
				◦
				◧
				◨
				◩
				◪
				◥
				◦
				◧
				◨
				◩
				◪
				◥
				◦
				◧
				◨
				◩
				◪
				◥
				◦
				◧
				◨
				◩
				◪
				◥
				◦
				◧
				◨
				◩
				◪
				◥
				◦
				◧
				◨
				◩
				◪
				◥
				◦
				◧
				◨
				◩
				◪
				◥
				◦
				◧
				◨
				◩
				◪
				◥
				◦
				◧
				◨
				◩
				◪
				◥
				◦
				◧
				◨
				◩
				◪
				◥
				◦
				◧
				◨
				◩
				◪
				◥
				◦
				◧
				◨
				◩
				◪
				◥
				◦
				◧
				◨
				◩
				◪
				◥
				◦
				◧
				◨
				◩
				◪
				◥
				◦
				◧
				◨
				◩
				◪
				◥
				◦
				◧
				◨
				◩
				◪
				◥
				◦
				◧
				◨
				◩
				◪
				◥
				◦
				◧
				◨
				◩
				◪
				◥
				◦
				◧
				◨
				◩
				◪
				◥

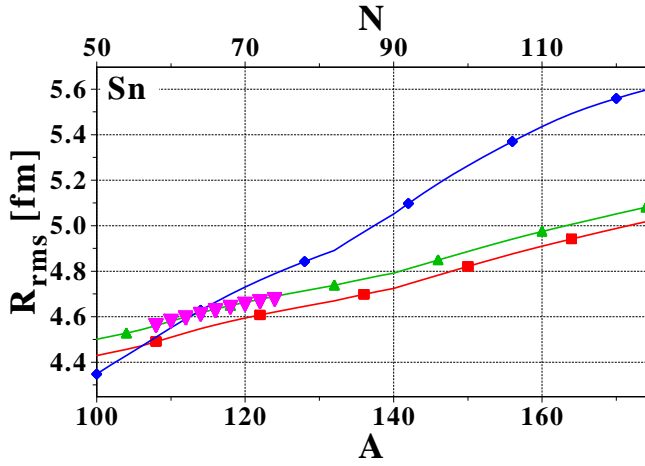


Figure 5: Same as Fig. 2 for Sn isotopes.

As pointed out previously, an analysis based only on r.m.s. radii is somewhat incomplete/misleading. Indeed, although the shell effect at the $N = 82$ magic number generates a sudden decrease of the S_{2n} , the latter does not drop to zero at this point, as seen in Fig. 6. A direct connection between the kink of the r.m.s. radius and the formation of a neutron halo is very dubious. This point will be further discussed below.

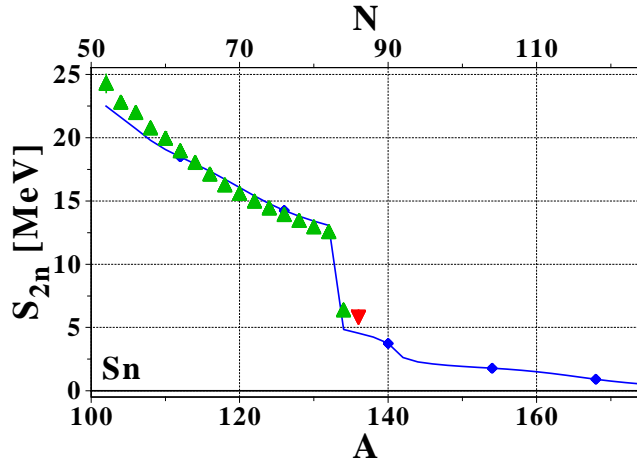


Figure 6: Same as Fig. 3 for Sn isotopes.

As already mentioned, the previous analysis is useful but insufficient to characterize halo in a quantitative manner that would allow one to use such systems to extract information useful to nuclear structure and theoretical models. The characterization of halos through the definition of the neutron matter thickness and the one-neutron region thickness is possible [70] but remains arbitrary and correlated to a one-neutron halo hypothesis. Another possible way is to extract so-called "halo factors" from the individual spectrum through antiproton annihilation probing the nuclear density extension [69, 87]. However, such tools do not allow the extraction of quantitative properties, such as the actual number

of nucleons participating in the halo. They also define the halo as the region where the neutron density dominates the proton one, which is an admixture of the neutron skin and the (potential) halo. An other method, which is expected to allow a more quantitative analysis, is now reviewed in more details.

B. The Helm model

1. Introduction

The original purpose of the Helm model, introduced in Refs. [88, 89, 90] for the analysis of electron scattering on even-even nuclei, is to fit the experimental charge density using a few-parameter ansatz. The normalized nuclear charge density is approximated by the convolution of a sharp-sphere density of radius R_0 defining the nuclear extension, and a gaussian smoothing profile of width σ describing the surface thickness

$$\rho_H(\vec{r}) = \rho_0 \int f_g(\vec{r} - \vec{r}') \Theta(R_0 - |\vec{r}'|) d\vec{r}', \quad (19)$$

where Θ is the Heaviside function, and

$$\begin{cases} f_g(\vec{r}) = \frac{1}{(2\pi)^{3/2}\sigma^3} e^{-\frac{r^2}{2\sigma^2}}, \\ \rho_0 = \frac{3}{4\pi R_0^3}. \end{cases} \quad (20)$$

The invariance of Eq. (19) under an arbitrary rotation ensures that the Helm density ρ_H is spherical: $\rho_H(\vec{r}) = \rho_H(r)$. Its Fourier transform, the form factor $F_H(\vec{k}) = F_H(k)$, is analytical and reads as

$$F_H(k) = \int \rho_H(\vec{r}) e^{i\vec{k}\cdot\vec{r}} d\vec{r} = \frac{3}{R_0 k} j_1(kR_0) e^{-\frac{\sigma^2 k^2}{2}}. \quad (21)$$

The r.m.s. radius of the Helm density only depends on R_0 and σ and reads as

$$R_{r.m.s.}^H = \sqrt{\frac{\int \rho_H(r) r^4 dr}{\int \rho_H(r) r^2 dr}} = \sqrt{\frac{3}{5} (R_0^2 + 5\sigma^2)}. \quad (22)$$

This model has been used to study neutron skins and halos in medium-mass nuclei close to the neutron drip-line [52]. Proton and neutron densities were defined as a superposition of a core density ρ_{core}^q plus a tail density ρ_{tail}^q describing, when necessary, the halo. The idea was to reproduce the core part ρ_{core}^q using the Helm ansatz ρ_H^q of Eq. (19), normalized to the nucleon number N^q ($N^q = N$ or Z). The two free parameters (R_0^q, σ^q) were adjusted on the high momentum part of the realistic form factor

$$F^q(k) = 4\pi \int \rho^q(r) r^2 j_0(kr) dr, \quad (23)$$

where $\rho^q(r)$ is the density coming out of the actual calculations. It was suggested in Ref. [52] to evaluate (i) R_0^q through the first zero k_1^q of the realistic form factor: $R_0^q = z_1^1/k_1^q$, where z_1^1 is the first zero of the Bessel function j_1 ($z_1^1 \approx 4.49341$), and (ii) σ^q by comparing the model and realistic form factors at their first extremum k_M^q (a minimum in the present case). This led to

$$\sigma^q = \sqrt{\frac{2}{k_M^{q2}} \ln \left(\frac{3 N^q j_1(k_M^q R_0)}{R_0 k_M^q F^q(k_M^q)} \right)}. \quad (24)$$

Then, the following radii are defined (i) $R_{geom}(q) = \sqrt{5/3} R_{r.m.s.}(q)$ (geometric radius) for realistic densities, and (ii) $R_{Helm}(q) = \sqrt{5/3} R_{r.m.s.}^H(q) = \sqrt{R_0^{q2} + 5 \sigma^{q2}}$ (Helm radius) for model densities.

Adjusting the Helm parameters to the high momentum part of the realistic form factor was meant to make the fitting procedure as independent of the asymptotic tail of $\rho^q(r)$ as possible. Constructed in this way, $R_{Helm}(n)$ should not incorporate the growth of $R_{geom}(n)$ when the neutron separation energy drops to zero and the spatial extension of weakly-bound neutrons increases dramatically. In addition, it was checked that the difference between $R_{Helm}(p)$ and $R_{geom}(p)$ was negligible near the neutron drip-line. From these observations, the neutron skin and neutron halo contributions to the geometric radius were defined as⁽⁶⁾

$$\begin{cases} \Delta R_{skin} = R_{Helm}(n) - R_{Helm}(p) , \\ \Delta R_{halo} = R_{geom}(n) - R_{Helm}(n) . \end{cases} \quad (25)$$

2. Limitations of the Helm model

Proton and neutron Helm radii are compared to the geometric ones on Fig. 7 for chromium and tin isotopes. The behavior of $R_{geom}(q)$ and $R_{Helm}(q)$ for Sn isotopes is the same as in Ref. [52]⁽⁷⁾. For both isotopic chains, the sudden increase of the neutron geometric radius beyond the last neutron shell closure might be interpreted

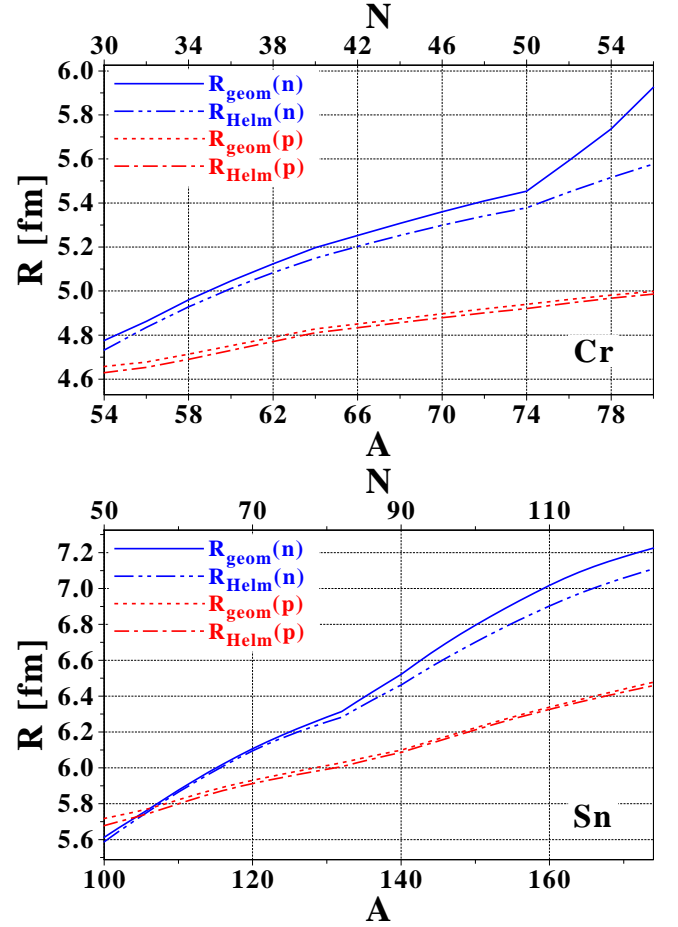


Figure 7: Geometric and Helm radii for Cr and Sn isotopes calculated in the spherical HFB approach with the {SLy4+REG-M} functional.

as a signature of a halo formation. However, ΔR_{halo} is non-zero along the entire Cr isotopic chain, even on the proton-rich side. The latter result is problematic since no neutron halo is expected at the proton drip-line.

Such non-zero values for ΔR_{halo} can be understood as a direct consequence of the gaussian folding in the definition of the Helm density (Eq. (19)). The asymptotic decay of the Helm density is roughly quadratic in logarithmic scale, whereas a linear decay is expected [57, 58, 91]. To illustrate this point, Fig. 8 displays the realistic and Helm densities of ^{54}Cr (in the valley of stability) and ^{80}Cr (drip-line nucleus). The difference in the asymptotic behaviors is obvious. In particular, the Helm densities are unable to reproduce the correct long-range part of the non-halo proton density, or the neutron density of nuclei in the valley of stability.

Such features lead to unsafe predictions for the halo parameter ΔR_{halo} because the neutron skin and the potential halo cannot be properly separated with this method. Such problems, as well as a lack of flexibility to account for finer details of the nuclear density had already been pointed out [92].

⁶ Similar definitions could be applied to nuclei close to the proton drip-line, where a proton halo is expected instead of a neutron one.

⁷ Results differ slightly from Ref. [52] because of the different pairing functional and regularization scheme used, as well as the larger number of j -shells taken into account in the present calculations. The influence of limiting the number of j shells in the calculations will be discussed in Paper II.

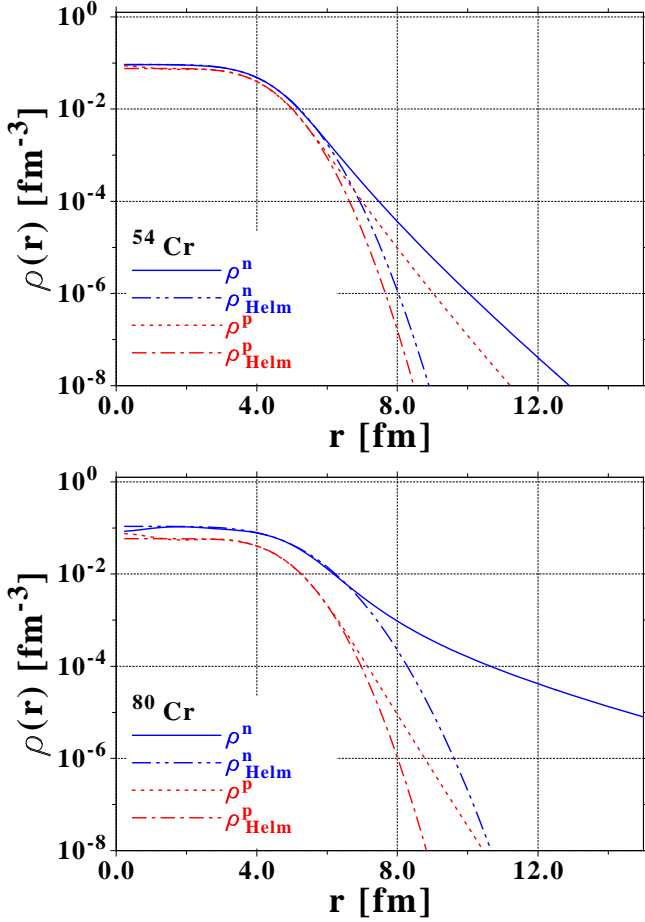


Figure 8: Realistic and Helm densities of ^{54}Cr and ^{80}Cr .

One might thus question the fitting procedure introduced in Ref. [52]. The method naturally requires R_0^q and σ^q to be adjusted on the form factor at sufficiently large k for the Helm density to relate to the core part of the density only. For these reasons, the procedure proposed in Ref. [52] seems appropriate. Having said that, some flexibility remains, e.g. using the second zero k_2^q of $F^q(k)$ to adjust R_0^q . Following such arguments, four slightly different adjustments, all consistent with the general requirement exposed above, have been tested to check the stability of the Helm model

$$\begin{aligned}
 A_1 : & \text{ (i) } F_H^q(k_1^q) = F(k_1^q) \text{ (ii) } F_H^q(k_M^q) = F^q(k_M^q), \\
 A_2 : & \text{ (i) } F_H^q(k_1^q) = F^q(k_1^q) \text{ (ii) } F_H^{q'}(k_1^q) = F^{q'}(k_1^q), \\
 A_3 : & \text{ (i) } F_H^q(k_2^q) = F^q(k_2^q) \text{ (ii) } F_H^{q'}(k_2^q) = F^{q'}(k_2^q), \\
 A_4 : & \text{ (i) } F_H^q(k_1^q) = F^q(k_1^q) \text{ (ii) } F_H^{q'}(0.4 k_1^q) = F^{q'}(0.4 k_1^q).
 \end{aligned}$$

Fig. 9 shows the halo parameter ΔR_{halo} obtained for Cr isotopes using protocols A_1 to A_4 . Note that protocol A_1 is the one proposed in Ref. [52] and used earlier whereas protocol A_4 includes on purpose more of the long distance part of the realistic density. Although the

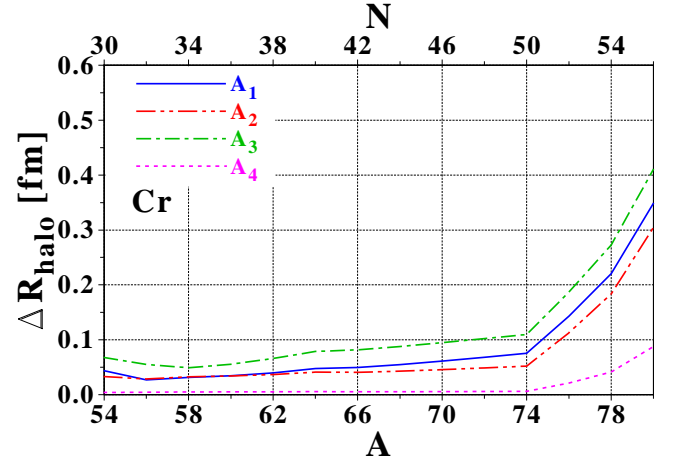


Figure 9: Halo parameter ΔR_{halo} for chromium isotopes using different fitting procedures for the Helm parameters (R_0^q, σ^q) (see text).

general pattern remains unchanged, the halo parameter significantly depends on the fitting procedure used to determine (R_0^q, σ^q) . Because of the wrong asymptotic behavior of the Helm density discussed above, one cannot make ΔR_{halo} to be zero for magic and proton-rich nuclei (see protocol A_4), keeping unchanged its values for halo candidates at the neutron drip-line⁽⁸⁾. Such a fine tuning of the fitting procedure that would make use of an *a priori* knowledge of non-halo nuclei is impractical and unsatisfactory.

As a next step, we tried to use other trial densities to improve the standard Helm model. However, a key ingredient is to have an analytical expression for the associated form factor, as the parameters can then be easily adjusted on the realistic form factor. We could not find any expression of the density leading to analytical expressions of F_H^q and good asymptotic at the same time, with only two free parameters⁽⁹⁾. Finally, adjusting the model density on the realistic one in coordinate space to capture those missing asymptotics would rely on an arbitrary *a priori* separation of the density into core and tail contributions.

Although the Helm model looked promising at first, we have shown the versatility of its predictions. The inability of the model to describe the correct asymptotics of the nuclear density in the valley of stability, as well as the too large freedom in the fitting procedure, limit very much its predictive power. Therefore a more robust analysis method is needed to characterize medium-mass halo nuclei.

⁸ The Helm densities obtained with the A_4 protocol still do not match the realistic ones, even for protons.

⁹ Using model densities depending on three parameters would make the Helm model even more dependent on the fitting procedure.

IV. NEW CRITERION FOR A QUANTITATIVE ANALYSIS OF HALO SYSTEMS

Although deceiving, the previous attempts have underlined the following point: a useful method to study halos must be able to characterize a *spatially* decorrelated component in the nucleon density in a model-independent fashion. We propose in the following a method which allows the identification of such a contribution to the one-body density. Our starting point is a thorough analysis of the one-body density. This is done in Sec. IV A. Applications of this model-independent analysis method to densities obtained from EDF calculations are presented in Sec. V A. Finally, new quantitative criteria to characterize halos are defined in Sec. IV B.

A. Properties of the one-body density

1. Definitions and notations

Complete derivations and additional properties of the quantities introduced in the present section can be found in Appendix A. The main results are summarized here.

Let us start from the exact non-relativistic N -body Hamiltonian⁽¹⁰⁾

$$H^N = \sum_{i=1}^N \frac{p_i^2}{2m} + \sum_{\substack{i,j=1 \\ i < j}}^N V(r_{ij}), \quad (26)$$

where p_i is the single-particle momentum, $r_{ij} = |\vec{r}_i - \vec{r}_j|$ and V denotes the bare nucleon-nucleon interaction. H^N is invariant under translation and can be decomposed into a center-of-mass $H_{c.m.}^N$ and an intrinsic part $H_{intr.}^N$. Thus, eigenstates of H^N , denoted by $\Psi_{i,\vec{K}}^N(\vec{r}_1 \dots \vec{r}_N)$, can be factorized into the center-of-mass part (plane wave) times the intrinsic wave function

$$\Psi_{i,\vec{K}}^N(\vec{r}_1 \dots \vec{r}_N) = e^{i\vec{K} \cdot \vec{R}_N} \Phi_i^N(\vec{\xi}_1 \dots \vec{\xi}_{N-1}), \quad (27)$$

where \vec{K} is the total momentum and \vec{R}_N the center-of-mass position

$$\vec{R}_N = \frac{1}{N} \sum_{i=1}^N \vec{r}_i. \quad (28)$$

The intrinsic wave function Φ_i^N is expressed using the $N-1$ independent Jacobi coordinates

$$\vec{\xi}_i = \vec{r}_{i+1} - \frac{1}{i} \sum_{j=1}^i \vec{r}_j, \quad (29)$$

which are invariant under translation, and is associated with the intrinsic energy E_i^N .

The ground-state intrinsic wave function Φ_0^N can be expanded in terms of the complete orthonormal set of intrinsic $(N-1)$ -body wave functions $\{\Phi_\nu^{N-1}\}$, which are eigenstates of the $(N-1)$ -body intrinsic Hamiltonian [93, 94, 95, 96]

$$H_{intr}^{N-1} \Phi_\nu^{N-1}(\vec{r}_1 \dots \vec{r}_{N-1}) = E_\nu^{N-1} \Phi_\nu^{N-1}(\vec{r}_1 \dots \vec{r}_{N-1}), \quad (30)$$

such that

$$\Phi_0^N(\vec{r}_1 \dots \vec{r}_N) = \frac{1}{\sqrt{N}} \sum_\nu \Phi_\nu^{N-1}(\vec{r}_1 \dots \vec{r}_{N-1}) \times \varphi_\nu(\vec{r}_N - \vec{R}_{N-1}). \quad (31)$$

The states Φ_ν^{N-1} are ordered by increasing intrinsic energies, $\nu = 0$ corresponding to the ground state of the $(N-1)$ -body system. The normalization of the overlap functions $\varphi_\nu(\vec{r})$ provides the so-called spectroscopic factors [97, 98]

$$S_\nu = \int d\vec{r} |\varphi_\nu(\vec{r})|^2. \quad (32)$$

For large distances $r > R$, the nuclear interaction vanishes and the asymptotic radial part $\bar{\varphi}_\nu$ of the overlap functions becomes solution of the free Schrödinger equation with a reduced mass $m_{red} = m(N-1)/N$

$$\left[\left(\frac{d^2}{dr^2} + \frac{2}{r} \frac{d}{dr} - \frac{\ell_\nu(\ell_\nu + 1)}{r^2} \right) - \kappa_\nu^2 \right] \bar{\varphi}_\nu^\infty(r) = 0, \quad (33)$$

with $\kappa_\nu = \sqrt{-2m_{red}\epsilon_\nu/\hbar^2}$, and $\epsilon_\nu = (E_0^N - E_\nu^{N-1})$ is minus the one-nucleon separation energy to reach Φ_ν^{N-1} . Complete solutions of the free Schrödinger equation take the form

$$\varphi_\nu^\infty(\vec{r}) = B_\nu h_{\ell_\nu}(i\kappa_\nu r) Y_{\ell_\nu}^{m_\nu}(\theta, \varphi). \quad (34)$$

Finally, the relevant object to be defined for self-bound systems is the intrinsic one-body density matrix [95, 99, 100]

$$\rho_{[1]}(\vec{r}, \vec{r}') \equiv \sum_\nu \varphi_\nu^*(\vec{r}') \varphi_\nu(\vec{r}), \quad (35)$$

¹⁰ The Coulomb interaction is omitted here, as the focus is on neutron halos. The spin degrees of freedom are also not explicitly included, but their introduction would not change the final results. Finally, the Hamiltonian is restricted to a two-body interaction. The conclusions would not change either with the introduction of the missing three-body force, because of its short range.

which is completely determined by the overlap functions [99].

One can extract the intrinsic one-body density $\rho_{[1]}(\vec{r}) = \rho_{[1]}(r)$ as the local part of the intrinsic density matrix

$$\rho_{[1]}(r) \equiv \sum_{\nu} |\varphi_{\nu}(\vec{r})|^2 = \sum_{\nu} \frac{2\ell_{\nu} + 1}{4\pi} |\bar{\varphi}_{\nu}(r)|^2, \quad (36)$$

where the energy degeneracy associated with the orbital momentum has been resolved through the summation over the spherical harmonics.

2. Asymptotic behavior

According to Eqs. (34) and (36), the intrinsic one-body density behaves asymptotically as⁽¹¹⁾

$$\rho_{[1]}^{\infty}(r) = \sum_{\nu} \frac{B_{\nu}^2}{4\pi} (2\ell_{\nu} + 1) |h_{\ell_{\nu}}(i\kappa_{\nu}r)|^2. \quad (37)$$

The intrinsic one-body density at large distances is a superposition of energy- and ℓ -dependent individual components. For very large arguments, Eq. (15) shows that the squared modulus of a Hankel function behaves as $e^{-2\kappa_i r} / (\kappa_i r)^2$. Thus the $\nu = 0$ component dominates and provides the usual asymptotic behavior [57, 58, 91]⁽¹²⁾

$$\rho_{[1]}^{\infty}(r) \xrightarrow{r \rightarrow +\infty} \frac{B_0^2}{4\pi} (2\ell_0 + 1) \frac{e^{-2\kappa_0 r}}{(\kappa_0 r)^2}. \quad (38)$$

The asymptotic form of the Hankel function is independent of the angular momentum⁽¹³⁾. As a result, the contributions of the overlap functions to $\rho_{[1]}^{\infty}$ at very large distances are ordered according to their corresponding separation energies $|\epsilon_{\nu}|$, independently of ℓ_{ν} . Of course, corrections to this ordering at smaller distances come from (i) the ℓ -dependence of the Hankel functions due to the centrifugal barrier, which favors low angular momentum states, and (ii) the $(2\ell + 1)$ degeneracy factor which favors high angular momentum states. Again, for extremely large distances the least bound component will

always prevail, although this may happen beyond simulation reach⁽¹⁴⁾.

To characterize the net effect of corrections (i) and (ii), the contributions $(2\ell_{\nu} + 1)|\bar{\varphi}_{\nu}(r)|^2$, for a fixed energy but different angular momenta, are compared in Fig. 10 for the solutions of a simple finite spherical well. Outside the well, Hankel functions are exact solutions of the problem. The potential depth is adjusted to obtain identical eigenenergies for all ℓ_{ν} . Although the $(2\ell_{\nu} + 1)$ factor reduces the gap between s and p components, the effect of the centrifugal barrier is always the strongest at large r , where states are clearly ordered according to ℓ_{ν} , favoring low angular momenta. In any case, the separation energy remains the leading factor as far as the ordering of overlap functions at long distances is concerned.

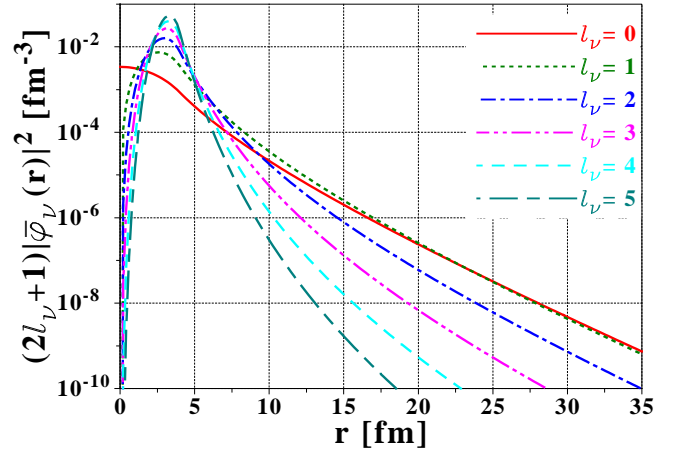


Figure 10: Squared components of the solutions of a finite spherical well of fixed radius $a = 4$ fm, multiplied by the degeneracy factor $(2\ell_{\nu} + 1)$, for various angular momenta and fixed energy $\epsilon_{\nu} = -100$ keV. The first state for each ℓ_{ν} (nodeless component corresponding to a primary quantum number equal to zero) is represented.

3. Crossing pattern in $\rho_{[1]}^{\infty}(r)$

The (model-independent) ordering of the individual components in $\rho_{[1]}^{\infty}$ at long distances has interesting consequences on the properties of the density as a whole. As discussed below, this ordering induces a typical crossing pattern between the individual components which is going to be used to characterize halo nuclei.

Introducing normalized overlap functions $\psi_{\nu}(\vec{r})$, Eq. (36) becomes

¹¹ Rigorously, this is true only if the convergence of the overlap functions to their asymptotic regime is uniform in the mathematical sense, i.e. if they reach the asymptotic regime at a common distance R [99]. This is not actually proven in nuclear physics, but has already been shown in atomic physics [101, 102] for the electron charge density.

¹² Note that the asymptotics of ρ^p and ρ^n are different because of the charge factor (Hankel functions for neutrons, Whittaker functions for protons).

¹³ This explains why high-order moments $\langle r^n \rangle$ of the density diverge when high- ℓ states are loosely bound, as it was observed in Sec. II B.

¹⁴ For instance, if a $\ell = 6$ component is less bound than a $\ell = 0$ one by only a very few keVs, the former will only become the leading component in the asymptotic density at very large distance.

$$\rho_{[1]}(r) = \sum_{\nu} \frac{2\ell_{\nu} + 1}{4\pi} S_{\nu} |\bar{\psi}_{\nu}(r)|^2 \equiv \sum_{\nu} C_{\nu}(r). \quad (39)$$

Let us take all spectroscopic factors equal to one for now. The $\nu = 0$ component, corresponding to the smallest separation energy, dominates at large distances. Because of continuity ($r\bar{\psi}_{\nu}(r) \in \mathcal{L}^2(\mathbb{R}^+)$) and normalization conditions, this implies that $\bar{\psi}_0(r)$ has to cross all the other overlap functions as r goes inward from $+\infty$ to zero. The position at which $\bar{\psi}_0$ crosses each $\bar{\psi}_{\nu}$ depends on the difference of their separation energies and on their angular momenta. In particular, there will exist a crossing between $\bar{\psi}_0(r)$ and the remaining density $\sum_{\nu \geq 1} C_{\nu}(r)$.

The same is true about $\bar{\psi}_1(r)$: it must cross the remaining density $[\rho^{[1]}(r) - C_0(r) - C_1(r)] \dots$. As a result, a given individual component always crosses all the more bound ones. Of course, the centrifugal barrier will influence the position of such crossings but not their occurrence because of the robustness of the (very) asymptotic ordering pattern discussed in the previous section.

Let us now incorporate the role of spectroscopic factors. In practice, S_{ν} is known to increase with the excitation energy of the corresponding eigenstate of the $(N-1)$ -body system. Thus, the norm of φ_0 is smaller than those of the excited components φ_{ν} , which mechanically ensures the existence of the crossings discussed previously. A similar reasoning holds when going from φ_0 to φ_1 etc.

One should finally pay attention to the number of nodes of the overlaps $\bar{\varphi}_{\nu}$. This feature actually favors low angular momentum states as far as the asymptotic positioning is concerned. If two components have the same energy but different angular momenta, the one with the lowest ℓ will have a greater number of nodes, according to Hund's rule. This will reduce the normalization of the wave function in the nuclear interior. That is, the weight of the asymptotic tail is increased, which favors its dominance at long distance. However, this effect is expected to have a small impact in comparison with the other corrections discussed in the previous section. As a result, the occurrence of crossings between the components of the density is not jeopardized by the existence of nodes in the overlap functions.

B. Halo characterization

1. Definition

The discussion of Sec. IV A 3 shows how the individual contributions to the one-body density (i) are positioned with respect to each other (ii) display a very typical crossing pattern. Such features are now used to characterize halo systems.

As pointed out earlier, one general and model-independent definition of a halo relates to the existence

of nucleons which are spatially decorrelated from others, constituting the core. This can only be achieved if some contributions to the intrinsic density exhibit very long tails. Also, the delocalization from the core requires the latter to exist and remain well localized. To achieve such a spatial decorrelation between a core and a tail part, it is necessary to have a crossing between two well-identified groups of orbitals with significantly different asymptotic slopes, which reduces their spatial overlap. This will necessarily translate into a sharp crossing between those two groups of orbitals and thus to a pronounced curvature in the density. The previous observation is key and will be used in the following to design model-independent criteria to characterize halo systems.

Such a pronounced crossing is illustrated in Fig. 11 for a simple model where the halo is due to a single state. Of course, more complex situations have to be considered where multiple states contribute to the core and the halo. Indeed, the presence of collective motions in medium-mass systems implies that one hardly expects a single state to be well separated from the others.

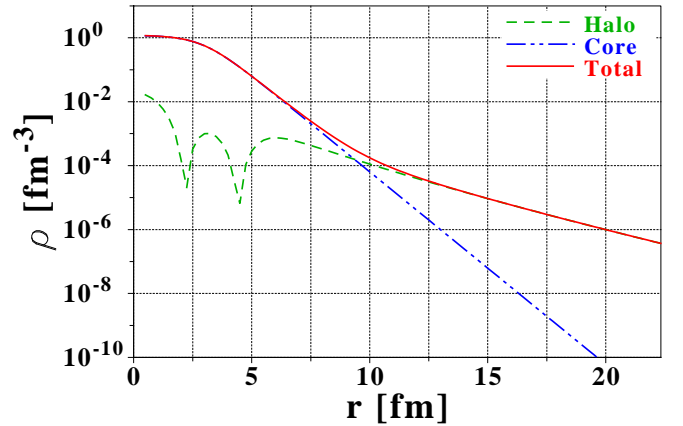


Figure 11: "Core+tail" simplified model. The total density is the superposition of a well-bound component and a loosely-bound one. A semi-phenomenological density (see Appendix B) is used for the core density, whereas the halo part is the realistic $3_{1/2}$ state of ^{80}Cr obtained from spherical HFB calculations with the {SLy4+REG-M} functional.

2. Relevant energy scales

The need for an abrupt change of slope in the density provides critical conditions for the existence of a halo. This translates eventually into specific patterns in the excitation energy spectrum of the $(N-1)$ -body system: (i) the least bound component φ_0 must have a very small separation energy to extend far out (ii) several components $\varphi_1, \varphi_2 \dots \varphi_m$ may contribute significantly to the density tail if, and only if, they all have separation energies of the same order as that of φ_0 (iii) for this tail

to be spatially decorrelated from the rest of the density (the "core"), the components with $\nu > \nu_m$ have to be much more localized than those with $\nu \leq \nu_m$. This third condition is fulfilled when the crossing between the m^{th} and $(m+1)^{th}$ components in the density is sharp, which corresponds to significantly different decay constants $\kappa_m \ll \kappa_{m+1}$ at the crossing point.

The later observations suggest that a halo appears when (i) the one-neutron separation energy $S_n = |\epsilon_0|$ is close to zero, (ii) a bunch of low energy states in the $(N-1)$ -body system have separation energies $|\epsilon_\nu|$ close to zero, and (iii) a significant gap in the spectrum of the $(N-1)$ -body system exists, which separates the latter bunch of states φ_ν from higher excitations.

A similar discussion naturally appeared in the context of designing an Effective Field Theory for weakly-bound nuclei [103], where two energy scales (E, E') were found to be relevant: (i) the nucleon separation energy $E = S_n$ which drives the asymptotic behavior of the one-body density, and (ii) the core excitation energy $E' = |\epsilon_{m+1}|$ which needs to be such as $E' \gg E$, in order for the tail orbitals to be well decorrelated from the remaining core. The additional energy scale that we presently identify is the energy spread ΔE of the low-lying states in the $(N-1)$ -body system, which becomes relevant when more than one component is involved in the halo. To obtain a coherent picture, the dynamical properties of such low-lying excitations should be explainable through a model making use of a few degrees of freedom outside a (almost) frozen core. The corresponding picture is displayed in the bottom panel of Fig. 12 and is also translated in terms of canonical energies e_i in the upper panel of the same figure.

More quantitatively, the ideal situation for the formation of a halo is obtained for (i) a very small separation energy, in orders of a few hundred keVs. The empirical value of $2 \text{ MeV}/A^{2/3}$ from Refs. [29, 30] gives a good approximation of expected values, (ii) a narrow bunch of low-lying states, whose spread ΔE should not exceed about one MeV, and (iii) a large gap E' with the remaining states, at least four or five times the separation energy E . Those are only indicative values, knowing that there is no sharp limit between halo and non-halo domains.

3. Halo region

As discussed in the previous section, a halo will be characterized by a pronounced ankle in the density, due to the sharp crossing between the aggregated low-lying components and the upper-lying ones. Such a curvature translates into a peak in the second derivative of the log-density, as seen in Fig. 13 for a schematic calculation.

At the radius $r = r_{max}$ corresponding to the maximum of that peak, core and tail contributions cross; i.e. they contribute equally to the total density. At larger radii, the halo, if it exists, dominates. Therefore, *we define the spatially decorrelated region as the region beyond the ra-*

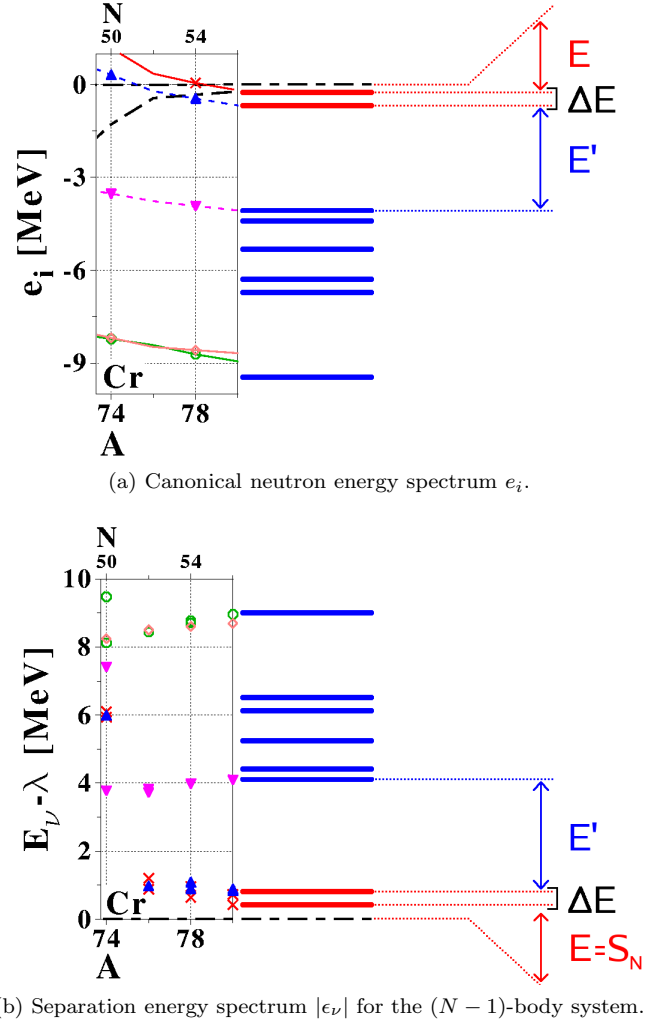


Figure 12: Schematic display of the energy scales relevant for the appearance of halos (right-hand side). The realistic spectra obtained through HFB calculations of the four last bound chromium isotopes are shown on the left-hand sides.

dus r_0 where the core density is one order of magnitude smaller than the halo one. In practice, the previous definition poses two problems. First, in realistic calculations, one only accesses the total density. Second, the choice of one order of magnitude is somewhat arbitrary.

Many simulations have been performed to characterize r_0 unambiguously, using either one or several contributions to the halo density, and covering large energy ranges for E, E' and ΔE . More details on the method used to find the best approximation to r_0 , as well as the corresponding theoretical uncertainty, are given in Appendix B. Given r_{max} , which can be extracted from the total density, it has been found that r_0 can be reliably defined through

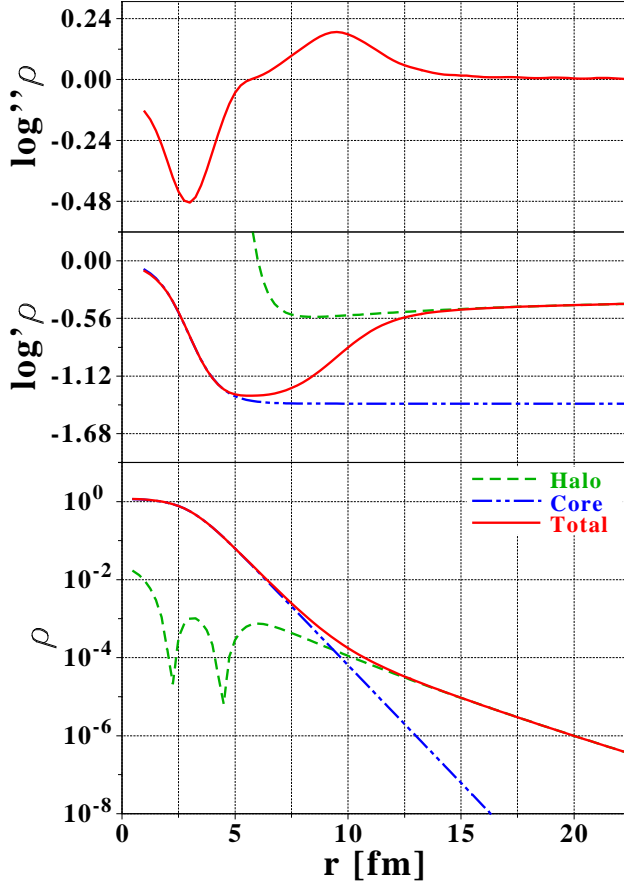


Figure 13: Ankle in the log-density due to the presence of a low-lying state well separated from the remaining ones: log-density (bottom panel), first (middle panel) and second (top panel) log-derivatives. The conventions are the same as in Fig. 11.

$$\begin{cases} r_0 > r_{max}, \\ \left. \frac{\partial^2 \log \rho(r)}{\partial r^2} \right|_{r=r_0} \equiv \frac{2}{5} \left. \frac{\partial^2 \log \rho(r)}{\partial r^2} \right|_{r=r_{max}}, \end{cases} \quad (40)$$

as exemplified in Fig. 14. Also, theoretical uncertainties on the determination of r_0 are introduced, such that

$$0.35 \leq \frac{\log''(\rho(r_0))}{\log''(\rho(r_{max}))} \leq 0.50, \quad (41)$$

where $'$ is the compact notation for $\partial/\partial r$.

Once validated by simulations, the method to isolate the halo region only relies on the density as an input, and does not require an *a priori* separation of the one-body density into core and halo parts. Finally, one may note that our definition of the halo region does not a pri-

ori exclude contributions from components with angular momenta greater than one.

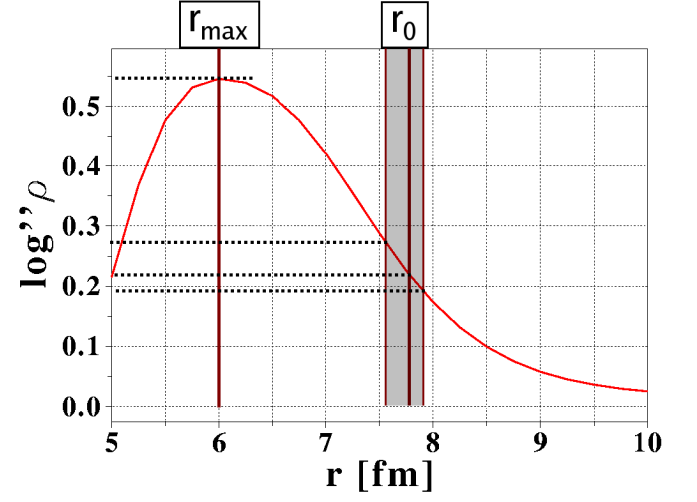


Figure 14: Definition of r_0 through the second derivative of the log-density, using the same model density as in Fig. 13. r_0 is represented by the central vertical line. The shaded area corresponds to the tolerance margin on r_0 (see text).

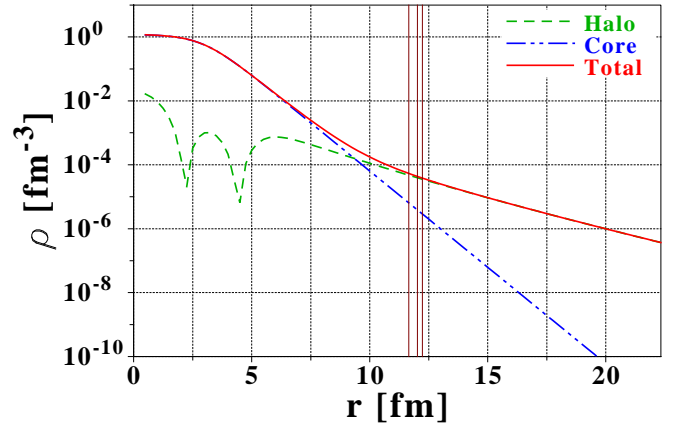


Figure 15: Consequences of the definition of r_0 (vertical lines for the values of r_0 and the tolerance margin - see text) in the same model as in Fig. 13. The halo density dominates the core part by around one order of magnitude.

4. Halo criteria

We now introduce several criteria to characterize the halo in a quantitative way, by applying the previous analysis to the neutron one-body density⁽¹⁵⁾. First, the av-

¹⁵ For neutron-rich medium-mass nuclei, protons are well confined in the nuclear interior, thus do not participate in the long-range

erage number of nucleons in the halo region can be extracted through

$$N_{halo} \equiv 4\pi \int_{r_0}^{+\infty} \rho^n(r) r^2 dr. \quad (42)$$

An important information is the effect of the halo region on the radial moments of the density. By definition, the contribution of the core to any moment $\langle r^n \rangle$ is negligible for $r \geq r_0$ ⁽¹⁶⁾. Thus, one can evaluate the effect of the decorrelated region on the nuclear extension through

$$\begin{aligned} \delta R_{halo} &\equiv R_{r.m.s.,tot}^n - R_{r.m.s.,inner}^n \\ &= \sqrt{\frac{\int_0^{+\infty} \rho^n(r) r^4 dr}{\int_0^{+\infty} \rho^n(r) r^2 dr}} - \sqrt{\frac{\int_0^{r_0} \rho^n(r) r^4 dr}{\int_0^{r_0} \rho^n(r) r^2 dr}}. \end{aligned} \quad (43)$$

The quantity δR_{halo} is similar to ΔR_{halo} defined within the Helm model (Eq. (25)). However, the former does not rely on any *a priori* decomposition of the density into core and halo components. That is of critical importance. Extensions to all radial moments of the density can be envisioned⁽¹⁷⁾.

The quantities N_{halo} and δR_{halo} are of course correlated, but they do not carry exactly the same information. The latter feature will strongly manifest itself when dealing with systematic calculations over the nuclear landscape [51]. Note that tolerance margins on r_0 from Eq. (41) propagate into theoretical uncertainties on N_{halo} and δR_{halo} .

In the case of stable/non-halo nuclei, both quantities will be extremely small. There is still a slight curvature in the density profile that provides a radius r_0 but the computed criteria will be consistent with zero. In the particular case of magic neutron number, the curvature becomes particularly weak and translates into a very broad peak in the second log-derivative. As a result, the radius r_0 value is large and defines a region where the density is particularly low. This is illustrated by Fig. 16, where r_0 is plotted for chromium isotopes as a function of A . The maximum of r_0 is attained for the magic shell $N = 50$.

Finally, further characterization of the halo can be achieved by looking at the individual contributions of each overlap function

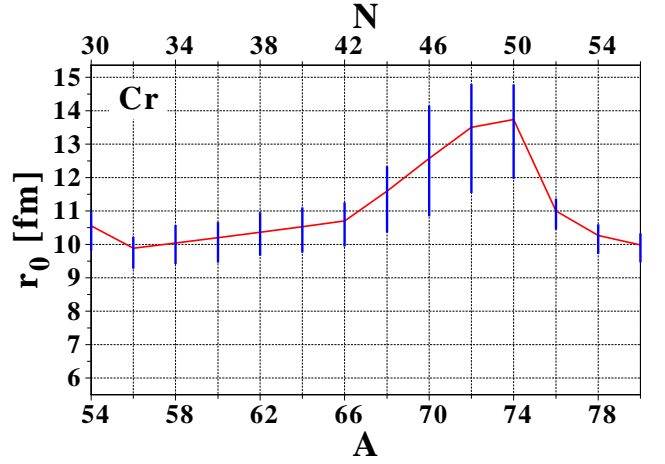


Figure 16: Evolution of r_0 along the Cr isotopic chain, obtained through spherical HFB calculations with the {SLy4+REG-M} functional.

$$N_{halo,\nu} \equiv 4\pi (2j_\nu^n + 1) \int_{r_0}^{+\infty} |\bar{\varphi}_\nu^n(r)|^2 r^2 dr. \quad (44)$$

$N_{halo,\nu}$ provides a decomposition of the halo in terms of single-particle-like states. Note that the part of each overlap function such that $r < r_0$ naturally does not contribute to halo observables.

By analogy with the criterion used for light halo systems, the probability of each individual overlap function φ_ν to be in the $r \geq r_0$ region can also be defined through

$$P_\nu \equiv \frac{\int_{r_0}^{+\infty} |\bar{\varphi}_\nu(r)|^2 r^2 dr}{\int_0^{+\infty} |\bar{\varphi}_\nu(r)|^2 r^2 dr}. \quad (45)$$

V. APPLICATION TO EDF CALCULATIONS

We apply the analysis method introduced in Sec. IV to results obtained from self-consistent HFB calculations of chromium and tin isotopes.

A. One-body density

In Sec. IV, the energies ϵ_ν^q that characterize intrinsic overlap functions denote exact nucleon separation energies. No approximation to the nuclear many-body problem was involved in the analysis conducted in that section. Thus, the patterns extracted from the one-body density are fully general and model-independent. In practice of course, one uses an approximate treatment of the N -body problem. Let us briefly discuss how the previous analysis translates when using EDF methods.

part of the total density ρ . The two densities ρ and ρ^n can be used regardless to evaluate N_{halo} and δR_{halo} .

¹⁶ It has been checked in the case of the r.m.s. radius, and is all the more true as n increases.

¹⁷ Numerical issues appear when going to high order moments. Indeed, $\langle r^n \rangle$ is more and more sensitive to the upper limit of integration as n increases. Thus, the result may significantly depend on the box size used to discretize the continuum or on the size of the basis used to expand quasiparticle wave-functions in HFB calculations.

First, an important clarification regarding the physical interpretation of the quantities at play in the calculations must be carried out. Indeed, the many-body wave-functions used in EDF approaches are *auxiliary* states built in a way that the laboratory one-body density extracted from them intends to map the exact intrinsic density. Important issues are raised by this mapping procedure⁽¹⁸⁾. If the mapping works, the least-bound energy $|\epsilon_0^q|$ relates to the exact separation energy. This is an analogue to Koopmans' theorem derived originally in the case of Hartree-Fock approximation. On the other hands, rearrangement terms come into play to be able to match the other energies extracted from Eq. (5) with the exact separation energies. The consequences regarding the discussion on the exact one-body density and on its decomposition in terms of individual components are (i) quasiparticle states extracted through Eq. (5) do fulfill the free Schrödinger equation at long distances and thus obey the same (crossing) patterns as the exact intrinsic overlap functions, (ii) as said above, the one-to-one mapping between (the lower component of) quasiparticle wave-functions and the exact intrinsic overlap functions works only to first approximation. Such a mapping is largely sufficient for the purpose of the present paper, as one can indeed assume that all $|\epsilon_\nu^q|$ constitute a good zeroth order approximation to exact separation energies between the N -body ground state and states in the $(N - 1)$ -body system.

1. Slater determinant as an auxiliary state

In the implementation of the EDF method based on a Slater determinant, the *explicit* spectroscopic factors are either zero or one, and behave according to a step function $S_\nu^q = \Theta(\epsilon_F^q - \epsilon_\nu^q)$. The single-particle orbitals φ_ν^q play the role of intrinsic overlap functions and the density takes the form given by Eq. (13).

2. Quasiparticle vacuum as an auxiliary state

In the implementation of the EDF method based on a quasiparticle vacuum, the one-body density can be evaluated using either the canonical states ϕ_i^q or the lower components V_ν^q of the quasiparticle states

$$\rho^q(r) = \sum_i \frac{2j_i^q + 1}{4\pi} v_i^{q2} |\bar{\phi}_i^q(r)|^2 = \sum_\nu \frac{2j_\nu^q + 1}{4\pi} |\bar{V}_\nu^q(r)|^2. \quad (46)$$

Within such a scheme, the lower component of each quasiparticle eigenstate extracted through Eq. (5) ap-

proximates the exact intrinsic overlap functions leading from the ground state of the N -body system to the corresponding excited state of the $(N - 1)$ -body system⁽¹⁹⁾. Also, the spectroscopic factors S_ν^n identify with the quasiparticle occupations N_ν^n as defined by Eq. (7). This underlines that implementation of the EDF approach based on a quasiparticle vacuum incorporates *explicitly* parts of the spreading of the single-particle strength [106].

The function $S_\nu^n = f(|\epsilon_\nu^n|)$, whose typical behavior is presented in Fig. 17 for ^{80}Cr , takes values between zero and one. The difference between hole-like quasiparticle excitations and particle-like ones is visible. Indeed, S_ν^n increases with excitation energy $|\epsilon_\nu^n|$ for hole-like excitations. This constitutes the main branch which tends towards a step function when correlations are not explicitly included into the auxiliary state; i.e. for the EDF approach based on an auxiliary Slater determinant. On the other hand, spectroscopic factors of particle-like quasiparticle excitations remain small and go to zero for high-lying excitations.

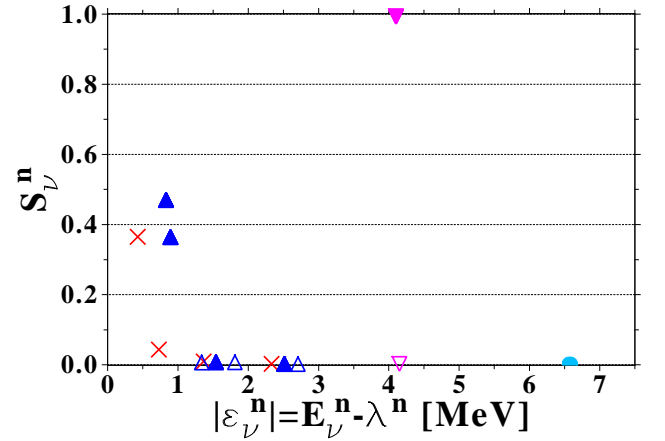


Figure 17: Neutron quasiparticle occupation as a function of the separation energy in ^{80}Cr , calculated with the {SLy4+REG-M} functional. Conventions from Tab. I are used to label individual quasiparticle states. Only quasiparticles with occupations greater than 10^{-3} are displayed.

¹⁸ The SR-EDF method, as it is applied to self-bound nuclei, is not related to an existence theorem *à la* Hohenberg-Kohn.

¹⁹ It can be shown that the perturbative one-quasiparticle state $\eta_i^\dagger|\Phi\rangle$ contains $N + u_i^2 - v_i^2$ particles on the average if $|\Phi\rangle$ is constrained to N particles on the average. It is only for deep-hole quasiparticle excitations ($v_i^2 \approx 1$) that the final state will be a good approximation of the $(N - 1)$ -body system. The correct procedure, that also contains some of the rearrangement terms alluded to above, consists of constructing each one-quasiparticle state self-consistently by breaking time-reversal invariance and requiring $(N - 1)$ particles in average, or of creating the quasiparticle excitation on top of a fully paired vacuum designed such that the final state has the right average particle number [104, 105]. The overlap functions and spectroscopic factors would have to be computed explicitly in such a context.

B. Implementation of the criteria

In the code `HFBRAD`, the HFB problem is solved in a spherical box, that is all densities are computed up to a distance R_{box} from the center of the nucleus, on a radial mesh of step size $\Delta r = 0.25$ fm. For $R_{box} = 40$ fm, the mesh has 160 points in the radial direction, for both the individual wave-functions and the densities. To obtain a satisfactory precision, the second order log-derivative is computed using a five-points difference formula [107]. The precision of the formula is then the same as the intrinsic precision of the Numerov algorithm used for the integration of second-order differential equations (which is $\mathcal{O}(\Delta r^6)$) [75, 108]. Approximate positions of the maximum of the second order log-derivative of $\rho^n(r)$ and of r_0 are first determined with a simple comparison algorithm. To increase the precision, a 11-points polynomial spline approximation to the density and its second log-derivative around the two points of interest is performed. Because the functions involved are regular enough, a spline approximation provides the radii r_{max} and r_0 with a good precision, as they are obtained using a dichotomy procedure up to a (arbitrary) precision of 10^{-5} . Finally, the integrations necessary to compute N_{halo} and δR_{halo} are performed with six-points Gaussian integration.

In the definition of δR_{halo} , the core contribution to the total r.m.s. radius is approximated as the root-mean-square radius of the density distribution truncated to its $r < r_0$ component. To check the influence of this cut, the core density was extrapolated beyond the point where the second order log-derivative crosses zero⁽²⁰⁾ using Eq. (38) and enforcing continuity of ρ^n and $\rho^{n'}$. No difference was seen for δR_{halo} .

The individual contributions $N_{halo,i}$, as well as the individual probabilities P_i , are evaluated in the canonical basis. Equivalently, $N_{halo,\nu}$ and P_ν can be calculated in the quasiparticle basis. Quasiparticle states are the best approximation to the overlap functions, but canonical and quasiparticle basis really constitute two equivalent pictures. Indeed, each canonical state is, roughly speaking, split into quasiparticle solutions of similar energies. A summation of quasiparticle contributions having the same quantum numbers in a given energy range would allow to recover the single-particle canonical approximation. The latter is preferred here, as it is more intuitive to work in the natural basis.

C. Cr isotopes

According to the qualitative analysis of Sec. IV B 1, drip-line chromium isotopes appear to be ideal halo candidates. The separation energy spectrum $|\epsilon_\nu^n| = E_\nu^n - \lambda^n$

to the states in the $(N - 1)$ -body system is shown in Fig. 18.

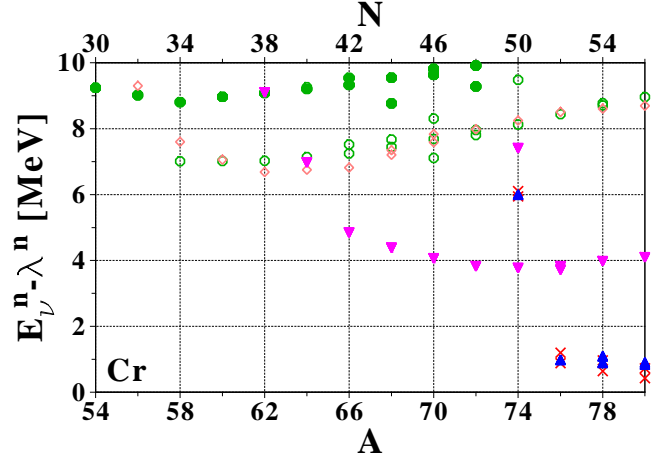


Figure 18: Neutron separation energies $|\epsilon_\nu^n| = E_\nu^n - \lambda^n$ along the Cr isotopic chain, obtained through spherical HFB calculations with the {SLy4+REG-M} functional. Only relevant quasiparticle energies ($N_\nu^n > 0.01$) are displayed. Conventions for labeling individual states are found in Tab. I.

Tab. II displays the canonical and quasiparticle spectra for the drip-line nucleus ^{80}Cr . In the canonical basis, $|\epsilon_0^n|$ is associated with a $3s_{1/2}$ state and is about 180 keV. The next low-lying state ($2d_{5/2}$) is within an energy interval of $\Delta E \approx 500$ keV. Those two states are separated from a core of orbitals by $E' \approx 3.5$ MeV. Equivalently, the separation energy in the quasiparticle basis is $|\epsilon_0^n| \approx 430$ keV, whereas four quasiparticle states ($s_{1/2}$ and $d_{5/2}$) are with an energy spread of $\Delta E \approx 470$ keV, and are further separated from higher-excited states by $E' \approx 3.2$ MeV. The separation energy S_n for ^{80}Cr is compatible with the phenomenological binding energy suggested for light halo nuclei, namely $2 \text{ MeV}/A^{2/3} \approx 137$ keV. According to the discussion of Sec. IV B 2, the energy scales at play in the three last bound Cr isotopes correspond to ideal halo candidates.

The criteria introduced in Sec. IV B 1 are now applied. Fig. 19 shows the average number of nucleons participating in the potential halo. Whereas N_{halo} is consistent with zero for $N \leq 50$, a sudden increase is seen beyond the $N = 50$ shell closure. The appearance of a decorrelated region in the density of the last three Cr isotopes can be seen in the evolution of the neutron densities along the isotopic chain in Fig. 20. For $N > 50$, such a behavior translates into a non-zero value of N_{halo} . The numbers remains small for N_{halo} , as the decorrelated region is populated by ~ 0.45 nucleons on the average in ^{80}Cr . This number is small in comparison with the total neutron number. In absolute value however, N_{halo} is comparable to what is found in light s -wave halo nuclei like ^{11}Be , where roughly 0.3 nucleons constitute the decorrelated part of the density [51, 109].

The halo factor δR_{halo} is shown in Fig. 21 as a function of A . The halo contributes significantly to the total neu-

²⁰ This is the point where the halo contribution effect becomes significant.

Can. spectrum ^{80}Cr		Exc. spectrum ^{79}Cr	
	e_i^n [MeV]		$E_\nu^n - \lambda^n$ [MeV]
$E \uparrow$	> 0		> 10
$\Delta E \left\{ \begin{array}{l} 3s_{1/2} \\ 2d_{5/2} \end{array} \right.$	-0.178	$f_{5/2}$	8.694
	-0.670	$p_{1/2}$	8.960
		$g_{9/2}$	4.103
$E' \downarrow$		$E' \downarrow$	
$\Delta E \left\{ \begin{array}{l} 1g_{9/2} \\ 1f_{5/2} \\ 1f_{5/2} \\ 2p_{1/2} \end{array} \right.$	-4.062	$d_{5/2}$	0.893
	-8.676	$d_{5/2}$	0.832
	-8.676	$s_{1/2}$	0.728
	-8.676	$s_{1/2}$	0.427
	-8.942	$E \uparrow$	
	< -10		0

Table II: Neutron canonical energies e_i^n in ^{80}Cr and separation energies $|e_\nu^n| = E_\nu^n - \lambda^n$, as predicted by the {SLy4+REG-M} functional. Quasiparticle states with a spectroscopic factor smaller than 10^{-2} are not included.

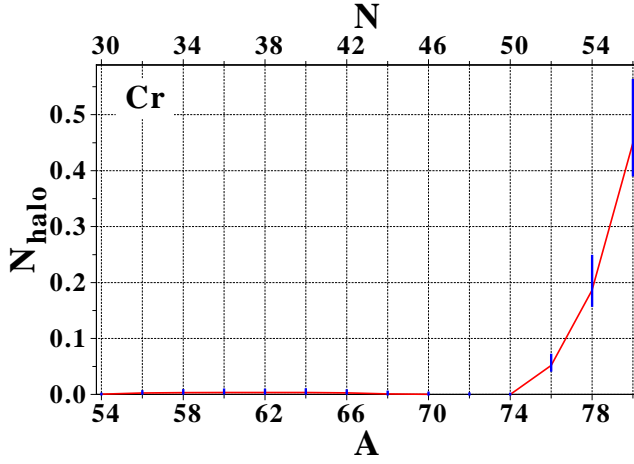


Figure 19: Average number of nucleons participating in the halo along the Cr isotopic chain, as a function of the nuclear mass, as predicted by the {SLy4+REG-M} functional. Theoretical uncertainties are included (see text).

tron r.m.s. radius (up to ~ 0.13 fm) beyond the $N = 50$ shell closure. The latter result can be recast as a splitting of the total r.m.s. radius into a core and a halo contributions, as displayed in Fig. 22. In comparison with the Helm model, shell effects are here properly separated from halo effects, e.g. the core r.m.s. radius includes a kink at $N = 50$ which is due to the filling of least bound states and not to the halo per se. Only the physics related to the existence of truly decorrelated neutrons is extracted by N_{halo} and δR_{halo} .

To characterize further this halo region, individual contributions $N_{\text{halo},i}$ are evaluated. The results are summarized in Tab. III. As expected, the main contributions

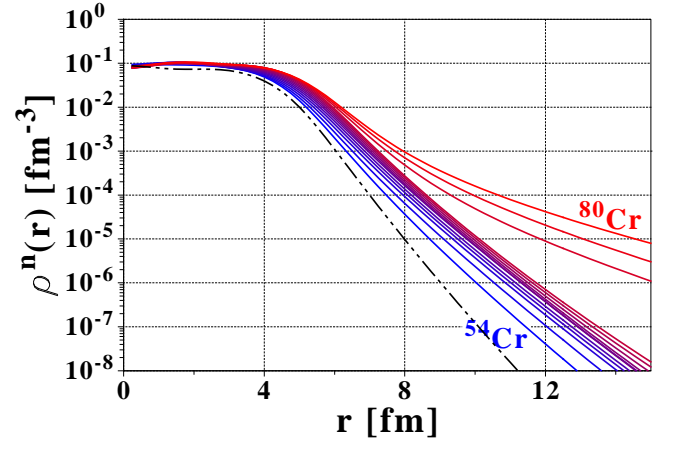


Figure 20: Neutron densities for even-even Cr isotopes, from ^{54}Cr to ^{80}Cr . The proton density of ^{54}Cr is given (dashed-dotted line) as a reference for the neutron skin.

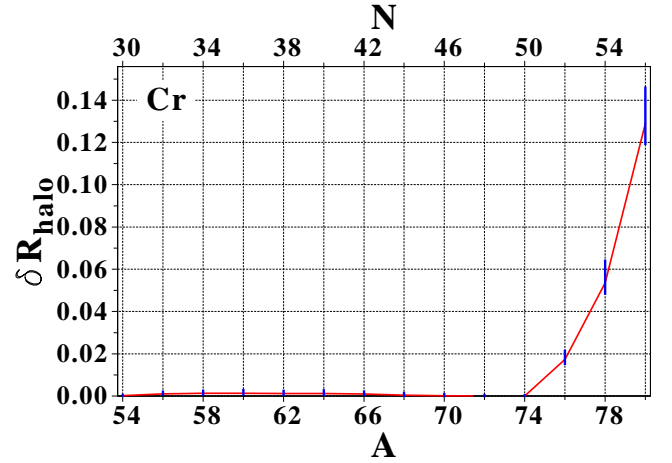


Figure 21: Halo factor parameter δR_{halo} in the Cr isotopic chain.

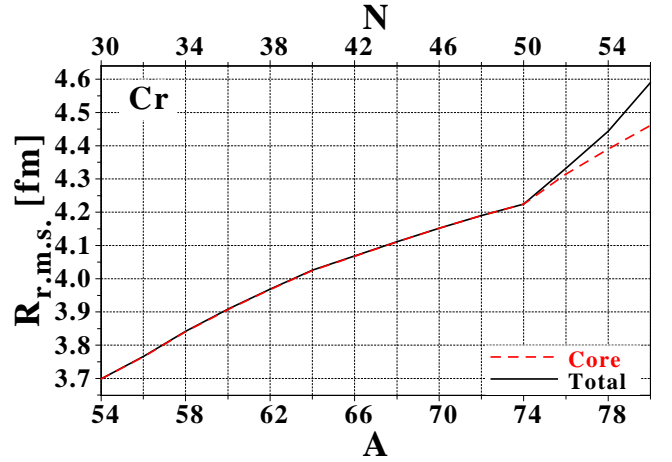


Figure 22: Total neutron root-mean-square radius (solid line) and core contribution (dashed line) for chromium isotopes, as predicted by the {SLy4+REG-M} functional.

to the halo come from the most weakly-bound states, while for non-halo nuclei, like ^{74}Cr , all contributions are consistent with zero. At the neutron drip-line, important contributions are found from both $3s_{1/2}$ and $2d_{5/2}$ states. The latter $\ell = 2$ states contribute for almost 50% of the total number of nucleons in the decorrelated region, although this state is more localized than the $3s_{1/2}$ because of its binding energy and of the effect of the centrifugal barrier. Such hindrance effects are compensated by the larger canonical occupation of the $d_{5/2}$ states and the larger intrinsic degeneracy of the shell. The significant contribution of the $\ell = 2$ states could not be expected from the standard qualitative analysis presented in Sec. II B or, with a few exceptions [10], from the experience acquired in light nuclei.

Finally, the probability P_i for nucleons occupying the canonical state ϕ_i^n to be in the outer region $r \geq r_0$ in ^{80}Cr is typical of s -wave halo systems; i.e. 49% for the $3s_{1/2}$ state and a little bit lower for the $2d_{5/2}$ state, around 26%.

The analysis method applied to neutron-rich Cr isotopes demonstrates unambiguously that a halo is predicted for the last three bound isotopes. We have indeed been able to characterize the apparition of a decorrelated region in the density profile for isotopes beyond the $N = 50$ shell closure. Such a region contains a small fraction of neutrons which impact significantly the extension of the nucleus. It is generated by an admixture of $s_{1/2}$ and $d_{5/2}$ states, whose probability to be in that outer region $r \geq r_0$ are both compatible with what is seen in light halo nuclei. This provides the picture of a rather *collective* halo building up at the neutron drip-line for Cr isotopes.

D. Sn isotopes

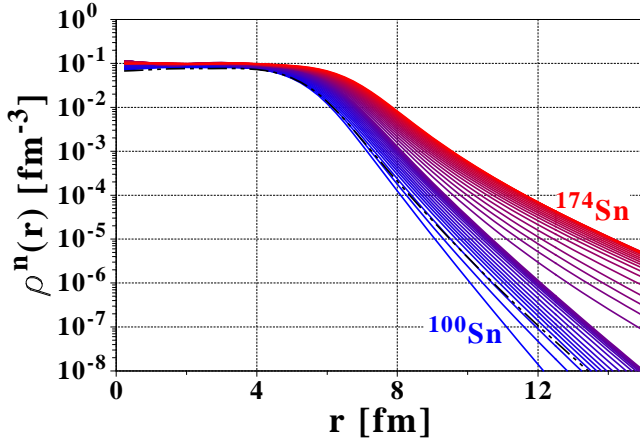


Figure 23: Same as Fig. 20 for the Sn isotopes. The "separation" between the two groups of neutron densities occurs for $N = 82$. Proton density of ^{100}Sn is given as a reference in dashed-dotted line.

^{74}Cr				
N_{halo}	$1.7 \cdot 10^{-4}$			
	e_i^n [MeV]	$v_i^{n^2}$	$N_{\text{halo},i}$	P_i
$3s_{1/2}$	+0.036	0.000	0.000	0.0%
$2d_{5/2}$	-0.024	0.000	0.000	0.0%
$1g_{9/2}$	-3.618	1.000	0.001	0.1%
$2p_{1/2}$	-8.100	1.000	0.000	0.0%
$1f_{5/2}$	-8.400	1.000	0.000	0.0%
Other	< -10.0	—	$\sim 1.7 \cdot 10^{-4}$	—

^{76}Cr				
N_{halo}	$5.2 \cdot 10^{-2}$			
	e_i^n [MeV]	$v_i^{n^2}$	$N_{\text{halo},i}$	P_i
$3s_{1/2}$	+0.356	0.050	0.007	14.8%
$2d_{5/2}$	-0.209	0.311	0.039	12.6%
$1g_{9/2}$	-3.764	0.991	0.002	0.2%
$2p_{1/2}$	-8.416	0.998	0.000	0.0%
$1f_{5/2}$	-8.477	0.998	0.000	0.0%
Other	< -10.0	—	$\sim 2.2 \cdot 10^{-3}$	—

^{78}Cr				
N_{halo}	0.186			
	e_i^n [MeV]	$v_i^{n^2}$	$N_{\text{halo},i}$	P_i
$3s_{1/2}$	+0.052	0.147	0.045	30.4%
$2d_{5/2}$	-0.450	0.604	0.128	21.2%
$1g_{9/2}$	-3.919	0.991	0.005	0.5%
$1f_{5/2}$	-8.576	0.998	0.001	0.1%
$2p_{1/2}$	-8.714	0.998	0.001	0.1%
Other	< -10.0	—	$\sim 6.2 \cdot 10^{-3}$	—

^{80}Cr				
N_{halo}	0.450			
	e_i^n [MeV]	$v_i^{n^2}$	$N_{\text{halo},i}$	P_i
$3s_{1/2}$	-0.178	0.421	0.207	49.3%
$2d_{5/2}$	-0.670	0.843	0.223	26.4%
$1g_{9/2}$	-4.062	0.995	0.008	0.8%
$1f_{5/2}$	-8.676	0.999	0.001	0.1%
$2p_{1/2}$	-8.942	0.999	0.002	0.2%
Other	< -10.0	—	$\sim 9.4 \cdot 10^{-2}$	—

Table III: Contributions of the least bound canonical orbitals to the number of nucleons in the decorrelated region, and probabilities for those states to be in the outer region $r \geq r_0$. The data are provided for the four last (predicted) bound Cr isotopes.

So far, the prediction of halos in tin isotopes beyond the $N = 82$ shell closure [52] have been based on the Helm model, whose limitations have been pointed out in Sec. III B 2. The robust analysis tools introduced in the present work are expected to give more reliable results. Neutron densities of Sn isotopes do exhibit a qualitative change for $N > 82$, as seen in Fig. 23. However, the transition is smoother than in the case of chromium isotopes (Fig. 20). This is partly due the increase of collectivity associated with the higher mass. There are also specific elements of structure that explain the absence of halo in

Can. spectrum ^{174}Sn		Exc. spectrum ^{173}Sn	
	ϵ_i^n [MeV]		$E_\nu^n - \lambda^n$ [MeV]
ΔE	> 0	$d_{5/2}$	> 15
		$d_{3/2}$	14.169
		$s_{1/2}$	12.026
		$1h_{11/2}$	11.967
			10.603
E'	$1i_{13/2}$	$1h_{11/2}$	
	$3p_{1/2}$		
	$2d_{5/2}$		
	$3p_{3/2}$		
	$1h_{9/2}$		
	$2f_{7/2}$		
E	< -15	$f_{7/2}$	4.937
		$f_{7/2}$	4.463
		$h_{9/2}$	3.890
		$p_{3/2}$	2.722
		$p_{1/2}$	2.648
		$p_{3/2}$	2.559
ΔE		$f_{5/2}$	2.290
		$f_{5/2}$	2.082
		$p_{1/2}$	1.905
		$p_{1/2}$	1.610
		$i_{13/2}$	1.502
E	$1h_{11/2}$		
	$2d_{3/2}$		
	$3s_{1/2}$		
	$2d_{5/2}$		
			0

Table IV: Same as Tab. II for the neutron canonical energies of ^{174}Sn , and associated separation energies $|\epsilon_\nu^n|$ of ^{173}Sn .

drip-line Sn isotopes.

Tab. IV displays the canonical and quasiparticle spectra for the drip-line nucleus ^{174}Sn . The energy scales at play are not compliant with the definition of a halo, as can also be seen from Fig. 24. In the canonical basis, the separation energy E is roughly 1.2 MeV, whereas six states with an energy spread $\Delta E \approx 3.8$ MeV are separated from a core of orbitals by a gap $E' \approx 5.5$ MeV. Equivalently in the quasiparticle basis one has (i) $S_n = E \approx 1.5$ MeV, (ii) four low-lying quasiparticles with a spread $\Delta E \approx 3.4$ MeV (iii) separated from higher excitations by $E' \approx 5.6$ MeV. In particular, the energy spread of the low-lying states ΔE is too large to favor the formation of a halo. Also, according to the phenomenological criterion for light halo nuclei, the separation energy of ^{174}Sn should have been of the order of $2 \text{ MeV}/A^{2/3} \approx 64 \text{ keV}$ for a halo to emerge.

The N_{halo} parameter is displayed in Fig. 25. The maximum value of N_{halo} , around 0.18, is very small compared to the total number of nucleons. The absolute numbers are also smaller than the ones obtained in (lighter) Cr halos. We may add that the value of N_{halo} found here is

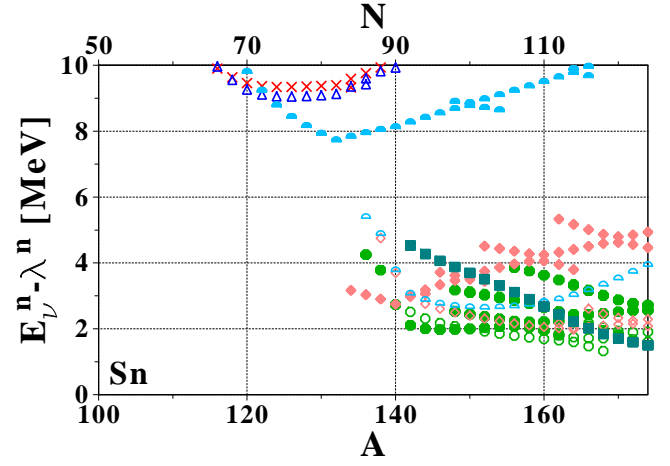


Figure 24: Same as Fig. 18 for neutron separation energies of Sn isotopes.

of the same order of magnitude as that one encounters for a non-halo/one-neutron p -wave nucleus such as ^{13}Ne , where around 0.12 neutron out of six reside in average in the classically forbidden region [109]. An interesting feature is the decrease of N_{halo} for $N > 166$. This is a consequence of the filling of the highly degenerate $1i_{13/2}$ state right at the drip-line (see Fig. 4). As the number of neutrons occupying the $1i_{13/2}$ shell increases, the depth of the one-body potential also increases and the shells become more bound, thus more localized. As this happens over a significant number of neutrons, the effect on N_{halo} is visible. This constitutes an additional hindrance to the formation of halos from low-lying high angular momentum states at the drip-line.

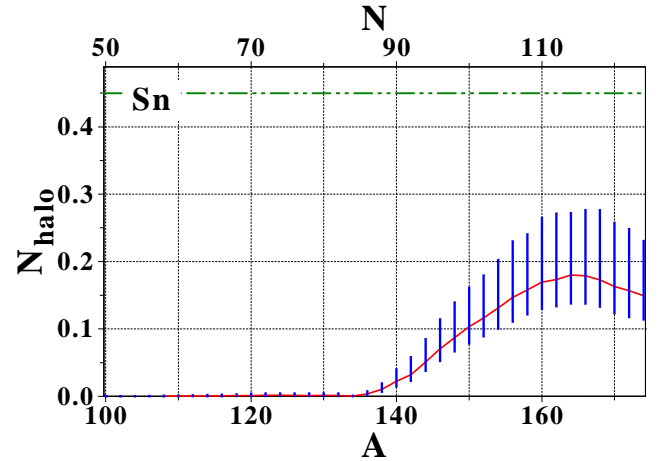


Figure 25: Average number of nucleons in the spatially decorrelated region for Sn isotopes. For comparison, $N_{\text{halo}}(^{80}\text{Cr})$ is shown as a horizontal dashed-dotted line.

The second halo parameter δR_{halo} displayed in Fig. 26 shows that the decorrelated region has little influence on the nuclear extension, of the order of 0.02 fm. Its contribution is found to be much less than predicted by the

¹³² Sn				
N_{halo}	$0.13 \cdot 10^{-2}$			
	e_i^n [MeV]	$v_i^{n^2}$	$N_{halo,i}$	P_i
$1i_{13/2}$	+2.648	0.000	0.000	0.0%
$3p_{1/2}$	+2.489	0.000	0.000	0.0%
$2f_{5/2}$	+1.661	0.000	0.000	0.0%
$3p_{3/2}$	+1.240	0.000	0.000	0.0%
$1h_{9/2}$	+1.141	0.000	0.000	0.0%
$2f_{7/2}$	-1.785	0.000	0.000	0.0%
Other	< -7.0	—	$\sim 0.13 \cdot 10^{-2}$	—

¹⁴⁶ Sn				
N_{halo}	$0.71 \cdot 10^{-1}$			
	e_i^n [MeV]	$v_i^{n^2}$	$N_{halo,i}$	P_i
$1i_{13/2}$	+1.435	0.064	0.000	0.2%
$2f_{5/2}$	-0.056	0.155	0.004	2.4%
$3p_{1/2}$	-0.202	0.143	0.005	3.8%
$1h_{9/2}$	-0.401	0.262	0.001	0.3%
$3p_{3/2}$	-1.050	0.442	0.040	9.0%
$2f_{7/2}$	-3.037	0.923	0.017	1.9%
Other	< -7.0	—	$\sim 3.1 \cdot 10^{-3}$	—

¹⁶⁴ Sn				
N_{halo}	0.179			
	e_i^n [MeV]	$v_i^{n^2}$	$N_{halo,i}$	P_i
$1i_{13/2}$	-0.216	0.349	0.002	0.5%
$3p_{1/2}$	-1.347	0.804	0.052	6.6%
$2f_{5/2}$	-1.481	0.155	0.032	4.0%
$3p_{3/2}$	-2.143	0.923	0.072	7.8%
$1h_{9/2}$	-2.503	0.894	0.003	0.4%
$2f_{7/2}$	-4.301	0.975	0.014	1.4%
Other	< -7.0	—	$\sim 4.7 \cdot 10^{-3}$	—

¹⁷⁴ Sn				
N_{halo}	0.149			
	e_i^n [MeV]	$v_i^{n^2}$	$N_{halo,i}$	P_i
$1i_{13/2}$	-1.208	0.872	0.005	0.5%
$3p_{1/2}$	-1.854	0.979	0.049	5.0%
$2f_{5/2}$	-2.227	0.977	0.028	2.9%
$3p_{3/2}$	-2.665	0.989	0.054	5.5%
$1h_{9/2}$	-3.823	0.989	0.002	0.2%
$2f_{7/2}$	-5.014	0.996	0.009	0.9%
Other	< -7.0	—	$\sim 2.3 \cdot 10^{-3}$	—

Table V: Same as Tab. III for Sn isotopes.

Helm model. The heavy mass of tin isotopes hinders the possibility of a sharp separation of core and tail contributions in the total density and thus, of the formation of a halo.

The analysis of single-particle contributions, summarized in Tab. V, confirms the latter analysis. First, $3p_{1/2}$, $3p_{3/2}$ and $2f_{7/2}$ ($\ell = 3$) states contribute roughly the same to N_{halo} . For higher angular-momentum orbitals, the effect of the centrifugal barrier is seen: the $1h_{9/2}$ and $1i_{13/2}$ orbitals, the latter being the least bound or-

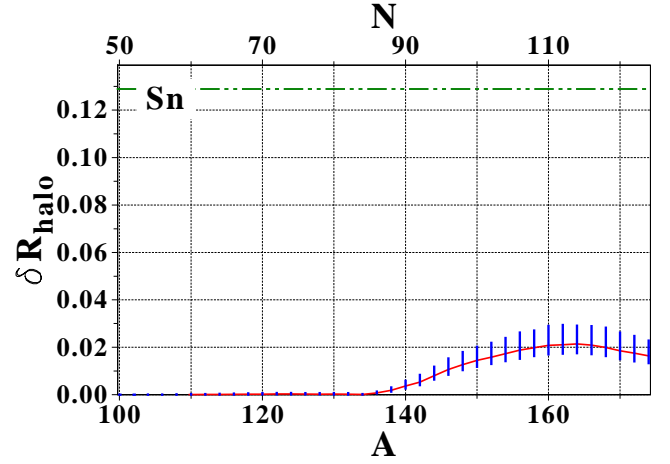


Figure 26: Halo factor parameter δR_{halo} in the Sn isotopic chain. For comparison purposes, the maximum value of δR_{halo} obtained for Cr isotopes is represented as a horizontal dashed-dotted line.

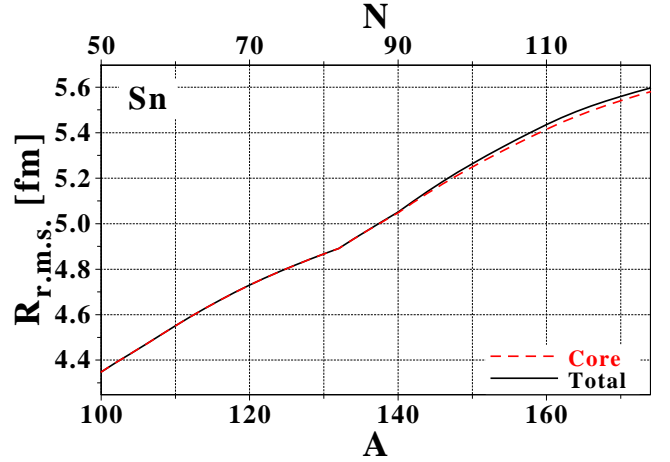


Figure 27: Same as Fig. 22 for Sn isotopes.

bital, do not contribute significantly to the decorrelated region. Finally, individual probabilities P_i remain very small, and do not exceed a few percents.

For all the reasons exposed above, only an extended neutron skin effect is seen in tin isotopes, and no significant halo formation is envisioned. Of course, all results presented in Paper I have been obtained with a particular EDF. It is the goal of Paper II to probe the sensitivity of the predictions to the different ingredients of the method.

In any case, the two previous examples already provide a coherent picture regarding the properties of halo or non-halo medium-mass nuclei. In particular, it is rather obvious that the notion of *giant halo* [67, 68, 71, 72, 73, 74] constituted of six to eight neutrons is misleading. Indeed, such a picture was obtained by summing up the *total* occupations of loosely bound orbitals. Although loosely bound orbits are indeed those responsible for the formation of the halo, the nucleons occupying them still reside mostly inside the nuclear volume. The present

identification of the halo region allowed us to define the meaningful quantity N_{halo} .

VI. CONCLUSIONS

The existence of halos at the neutron drip-line of medium-mass nuclei is still an open question. Several attempts to characterize their properties have already been made using relativistic or non-relativistic Energy Density Functional methods [52, 69, 70]. However, those analysis were based on a limited set of observables, such as the root-mean-square radius, and remain rather qualitative.

In the present work, a quantitative analysis method is developed to characterize halos in a completely model-independent fashion. It is based on the decomposition of the intrinsic one-body density in terms of overlap functions. The definition of the halo, as a region where nucleons are spatially decorrelated from the others, is connected to specific patterns of the intrinsic one-body density and of the energy spectrum of the $(N - 1)$ -body system. Indeed, specific scales appearing in that excitation energy spectrum translate into the existence of more or less sharp crossings between overlaps functions contributing to the intrinsic density of the N -body system. We highlight the possibility to characterize the halo in terms of three energy scales: the small nucleon separation energy E , the small energy spread ΔE of low-lying excitations, and the large excitation energy E' of the upper-lying states (the "core") with respect to the low-lying bunched ones.

The method to identify the radius beyond which the halo density dominates over the core has been defined and validated by simulations. It is important to stress that the method does not rely on an *a priori* separation of the density into core and halo components. The latter are extracted from the analysis, using the total matter density as the only input. Several quantitative observables are then introduced, namely (i) the average number of nucleons participating in the halo region, (ii) the influence of the halo region on the total nuclear extension, and (iii) the contributions of individual overlap functions to the total halo.

The new analysis method has been applied to the results obtained from Energy Density Functional calculations of chromium and tin isotopes using the code HFBRAD [75]. Drip-line Cr isotopes appear as ideal halo candidates whereas tin isotopes do not.

For drip-line Cr isotopes, the average number of nucleons participating in the halo is of the order of ~ 0.5 . Such a value is compliant with the ones found for light halo systems. The halo region is also found to influence significantly the nuclear extension. Contributions from several individual states, including $\ell = 2$ ones, are identified, which is not expected in the standard picture that arises from few-body models. The notion of collective halos in medium-mass nuclei is introduced.

In the case of Sn isotopes, the average number of nucle-

ons participating in the halo is very small number and has no influence on the nuclear extension. Thus, the drip-line phenomenon discussed previously for tin isotopes [52] is rather a pronounced neutron skin effect. Such skin effects are of course of great interest as they emphasize the isovector dependence of the energy density functionals. However, they should not be confused with halo systems which display an additional long tail of low density matter.

This preliminary study on two isotopic series gives promising results and validates the theoretical grounds of the analysis. With upcoming new radioactive beam facilities, interaction cross-sections are expected to be measurable in the drip-line region of $Z \approx 26$ elements [110]. This would constitute a giant leap towards an extensive comparison between theoretical and experimental works on drip-line physics.

The second part of the present work [51] will be devoted to using the tools introduced here to perform systematic studies over all predicted spherical nuclei. The focus will be put on probing the sensitivity of the predictions to the different components of the nuclear EDF, e.g. the pairing strength and density dependence, the pairing regularization, the tensor terms... In particular, we intend to address whether halo systems are affected by specific features of the pairing functional, like its range and locality.

Acknowledgments

We wish to thank K. Bennaceur for his help with using HFBRAD, F.M. Nunes for useful discussions on light halo nuclei and D. Van Neck for his valuable input regarding the intrinsic one-body density. The proofreading of the manuscript by K. Bennaceur, J.-F. Berger, D. Lacroix and H. Goutte is greatly acknowledged. Finally, V. R. wishes to thank the NSCL for its hospitality and support. This work was supported by the U.S. National Science Foundation under Grant No. PHY-0456903.

Appendix A: PROPERTIES OF THE ONE-BODY DENSITY

1. Intrinsic wave functions

The nuclear Hamiltonian from Eq. (26) is invariant under translation and can be decomposed into a center-of-mass $H_{c.m.}^N$ and an intrinsic part H_{intr}^N

$$\begin{cases} H_{c.m.}^N = -\frac{\hbar^2}{2mN} \left(\sum_{i=1}^N \nabla_i \right)^2, \\ H_{intr}^N = \sum_{\substack{i,j=1 \\ i < j}}^N \left[-\frac{\hbar^2}{2m_{red}} (\nabla_i - \nabla_j)^2 + V(r_{ij}) \right], \end{cases} \quad (\text{A1})$$

where $m_{red} \equiv m(N-1)/N$. This allows the factorization of $\Psi_{i,\vec{K}}^N(\vec{r}_1 \dots \vec{r}_N)$ into

$$\Psi_{i,\vec{K}}^N(\vec{r}_1 \dots \vec{r}_N) = e^{i\vec{K} \cdot \vec{R}_N} \Phi_i^N(\vec{r}_1 \dots \vec{r}_N). \quad (\text{A2})$$

The intrinsic wave function Φ_i^N may be expressed using the $(N-1)$ independent Jacobi coordinates

$$\vec{\xi}_i = \vec{r}_{i+1} - \frac{1}{i} \sum_{j=1}^i \vec{r}_j, \quad (\text{A3})$$

which are invariant under translation. Thus $\Phi_i^N(\vec{r}_1 \dots \vec{r}_N) \equiv \tilde{\Phi}_i^N(\vec{\xi}_1 \dots \vec{\xi}_{N-1})$ behaves for any vector \vec{a} as

$$\Phi_i^N(\vec{r}_1 + \vec{a} \dots \vec{r}_N + \vec{a}) = \Phi_i^N(\vec{r}_1 \dots \vec{r}_N). \quad (\text{A4})$$

Orthogonality and completeness relationships of the set $\{\Phi_i^N\}$ are obtained in the sense of [93]

$$\int d\vec{r}_1 \dots d\vec{r}_N \Phi_i^{N*}(\vec{r}_1 \dots \vec{r}_N) \delta(\vec{R}_N) \Phi_j^N(\vec{r}_1 \dots \vec{r}_N) = \delta_{ij}, \quad (\text{A5})$$

and

$$\begin{aligned} & \sum_{i=1}^{+\infty} \Phi_i^{N*}(\vec{r}_1 \dots \vec{r}_N) \Phi_i^N(\vec{r}'_1 \dots \vec{r}'_N) \\ &= \int d\vec{r} \frac{1}{N!} \det_{i,j=1..N} [\delta(\vec{r}_i - \vec{r}'_j + \vec{r})], \end{aligned} \quad (\text{A6})$$

where the extra integral over \vec{r} expresses the equivalence of translated configurations.

2. Decomposition of the N -body wave function

The ground state intrinsic wave function Φ_0^N can be expanded in terms of the complete orthonormal set of intrinsic $(N-1)$ -body wave functions Φ_ν^{N-1} , which are eigenstates of the $(N-1)$ -body intrinsic Hamiltonian [93, 94, 95, 96], such that^{(21),(22)}

$$\begin{aligned} \Phi_0^N(\vec{r}_1 \dots \vec{r}_N) &= \frac{1}{\sqrt{N}} \sum_\nu \Phi_\nu^{N-1}(\vec{r}_1 \dots \vec{r}_{N-1}) \\ &\quad \times \varphi_\nu(\vec{r}_N - \vec{R}_{N-1}). \end{aligned} \quad (\text{A7})$$

The states Φ_ν^{N-1} are ordered by increasing intrinsic energy, $\nu = 0$ corresponding to the ground state of the $(N-1)$ -body system. The overlap functions [111] $\varphi_\nu(\vec{r})$ represent the probability amplitudes to find a particle at position \vec{r} with respect to the center-of-mass of the $(N-1)$ -body system in the intrinsic state Φ_ν^{N-1} , considering that the initial system is in its ground state with zero momentum,

$$\begin{aligned} \varphi_\nu(\vec{r}) &= \sqrt{N} \int d\vec{r}_1 \dots d\vec{r}_{N-1} \Phi_\nu^{N-1*}(\vec{r}_1 \dots \vec{r}_{N-1}) \\ &\quad \times \delta(\vec{R}_{N-1}) \Phi_0^N(\vec{r}_1 \dots \vec{r}_{N-1}, \vec{r}). \end{aligned} \quad (\text{A8})$$

The latter quantity is of direct relevance for knockout reactions [97, 98, 112]. The spectroscopic amplitudes φ_ν are not the canonical overlaps of the N -body system defined in the laboratory frame. Indeed, they relate to the center-of-mass of the $(N-1)$ -body system fixed at the origin. The normalization of the overlap functions are the so-called spectroscopic factors [97, 98]

$$S_\nu = \int d\vec{r} |\varphi_\nu(\vec{r})|^2. \quad (\text{A9})$$

3. Asymptotics of the overlap functions

The asymptotic properties of overlap functions are important, as the intrinsic one-body density is completely determined by those. The asymptotic equation satisfied by φ_ν is obtained from a further decomposition of the intrinsic N -body Hamiltonian into

$$\begin{aligned} H_{intr}^N &= H_{intr}^{N-1} - \frac{\hbar^2}{2m_{red}} \left(\nabla_N - \frac{1}{N-1} \sum_{i=1}^{N-1} \nabla_i \right)^2 \\ &\quad + \sum_{i=1}^N V(r_{iN}). \end{aligned} \quad (\text{A10})$$

as when a (antisymmetrized) Slater determinant is expanded according to its first column. In that case, one has

$$\det_{i,j=1..N} [\varphi_i(\vec{r}_j)] = \sum_{k=1}^N (-1)^{k+1} \varphi_k(\vec{r}_1) \det_{\substack{i,j=1..N \\ i \neq k, j \neq 1}} [\varphi_i(\vec{r}_j)].$$

In the previous sum, each of the individual terms are not antisymmetric under the exchange of particle coordinates but the total sum is. For a more complete discussion on this subject we refer the reader to Ref. [96].

²¹ The sum over ν in Eq. (A7) corresponds to a discrete sum over the bound states of the $(N-1)$ -body system and an integral over the unbound resonant scattering channels.

²² Antisymmetry is properly handled in Eq. (A7), but it is hidden in the overlap functions φ_ν . It is carried out in the same way

The trivial identity

$$\int d\vec{r}_1 \dots d\vec{r}_{N-1} \Phi_\nu^{N-1*}(\vec{r}_1 \dots \vec{r}_{N-1}) \times \delta(\vec{R}_{N-1}) [H_{intr}^N - E_0^N] \Phi_0^N(\vec{r}_1 \dots \vec{r}_N) = 0 \quad (\text{A11})$$

gives a system of coupled channel equations for the overlap functions

$$\begin{aligned} & -\frac{\hbar^2}{2m_{red}} \Delta_N \varphi_\nu(\vec{r}_N) - (E_0^N - E_\nu^{N-1}) \varphi_\nu(\vec{r}_N) \\ & + (N-1) \sqrt{N} \int d\vec{r}_1 \dots d\vec{r}_{N-1} \Phi_\nu^{N-1*}(\vec{r}_1 \dots \vec{r}_{N-1}) \\ & \times \delta(\vec{R}_{N-1}) V(|\vec{r}_N - \vec{r}_{N-1}|) \Phi_0^N(\vec{r}_1 \dots \vec{r}_N) = 0. \end{aligned} \quad (\text{A12})$$

For large distances $|\vec{r}_N - \vec{R}_{N-1}| > R$, the nuclear interaction vanishes and the radial part $\tilde{\varphi}_\nu$ of the overlap functions become solutions of the free Schrödinger equation

$$\left[\left(\frac{d^2}{dr^2} + \frac{2}{r} \frac{d}{dr} - \frac{\ell_\nu(\ell_\nu + 1)}{r^2} \right) - \kappa_\nu^2 \right] \tilde{\varphi}_\nu^\infty(r) = 0, \quad (\text{A13})$$

with $\kappa_\nu = \sqrt{-2m^* \epsilon_\nu / \hbar^2}$, and $\epsilon_\nu = (E_0^N - E_\nu^{N-1})$ is minus the nucleon separation energy to reach the state Φ_ν^{N-1} . Solutions of the asymptotic free Schrödinger equation take the form

$$\varphi_\nu^\infty(\vec{r}) = B_\nu h_{\ell_\nu}(i \kappa_\nu r) Y_{\ell_\nu}^{m_\nu}(\theta, \varphi). \quad (\text{A14})$$

4. Intrinsic density

In the laboratory frame, the one-body density is the expectation value of the operator

$$\hat{\rho}(\vec{r}) = \sum_{i=1}^N \delta(\vec{r} - \hat{\vec{r}}_i), \quad (\text{A15})$$

which leads for the N -body ground state to

$$\begin{aligned} \rho(\vec{r}) &= N \int d\vec{r}_1 \dots d\vec{r}_{N-1} |\Psi_0^N(\vec{r}_1 \dots \vec{r}_{N-1}, \vec{r})|^2 \\ &= N \int d\vec{\xi}_1 \dots d\vec{\xi}_{N-2} d\vec{R}_{N-1} \\ &\quad \times |\tilde{\Phi}_0^N(\vec{\xi}_1 \dots \vec{\xi}_{N-2}, \vec{r} - \vec{R}_{N-1})|^2. \end{aligned} \quad (\text{A16})$$

Using Eq. (A4), one easily proves that the one-body density in the laboratory frame is translationally invariant, $\rho(\vec{r} + \vec{a}) = \rho(\vec{r})$, and thus is uniform. This is a general property of translationally invariant systems which

underlines that the density in the laboratory frame is not the proper tool to study self-bound systems.

The relevant object for self-bound systems is the intrinsic one-body density matrix, defined as the expectation value of the operator

$$\begin{aligned} \hat{\rho}_{[1]}(\vec{r}, \vec{r}') &= \delta(\vec{R}_N) \sum_{i=1}^N \delta(\vec{r} - \hat{\vec{r}}_i + \hat{\vec{R}}_{N-1}^i) \\ &\times \delta(\vec{R}'_N) \sum_{j=1}^N \delta(\vec{r}' - \hat{\vec{r}}'_j + \hat{\vec{R}}_{N-1}^{j'}) \\ &\times \prod_{\substack{k,l=1 \dots N \\ k,l \neq i,j}} \delta(\hat{\vec{r}}_k - \hat{\vec{r}}_l), \end{aligned} \quad (\text{A17})$$

where

$$\hat{\vec{R}}_{N-1}^i = \frac{1}{N-1} \sum_{\substack{j=1 \\ j \neq i}}^N \hat{\vec{r}}_j. \quad (\text{A18})$$

Defining the intrinsic density with respect to the center-of-mass of the remaining $(N-1)$ -body is the relevant choice⁽²³⁾. Using Eqs. (A5) and (A7), one obtains [95, 99, 100]

$$\begin{aligned} \rho_{[1]}(\vec{r}, \vec{r}') &= N \int d\vec{r}_1 \dots d\vec{r}_{N-1} \Phi_0^{N*}(\vec{r}_1 \dots \vec{r}_{N-1}, \vec{r}') \\ &\times \delta(\vec{R}_{N-1}) \Phi_0^N(\vec{r}_1 \dots \vec{r}_{N-1}, \vec{r}) \\ &= \sum_{\nu} \varphi_\nu^*(\vec{r}') \varphi_\nu(\vec{r}), \end{aligned} \quad (\text{A19})$$

which shows that the intrinsic one-body density matrix is completely determined by the overlap functions [99].

The intrinsic one-body density $\rho_{[1]}(\vec{r})$ is the local part of the intrinsic density matrix, and is the expectation value of the operator

$$\hat{\rho}_{[1]}(\vec{r}) = \delta(\vec{R}_N) \sum_{i=1}^N \delta(\vec{r} - \hat{\vec{r}}_i + \hat{\vec{R}}_{N-1}^i). \quad (\text{A20})$$

According to Eq. (A19), one has

$$\rho_{[1]}(\vec{r}) = \sum_{\nu} |\varphi_\nu(\vec{r})|^2 = \sum_{\nu} \frac{2\ell_\nu + 1}{4\pi} |\tilde{\varphi}_\nu(r)|^2. \quad (\text{A21})$$

Appendix B: DETERMINATION OF THE HALO REGION

Let us start with a very crude toy model, where everything is analytical. The total density ρ is assumed to be

²³ One could define another intrinsic one-body density taking another pivot point, e.g. the center-of-mass of the N -body system.

a superposition of a core ρ_c and a tail ρ_h , both taking the form

$$\rho_i(r) = A_i \kappa_i e^{-\kappa_i r}. \quad (\text{B1})$$

This amounts to considering that the asymptotic regime is reached in the region of the crossing between ρ_c and ρ_h , and we neglect for now the r^{-2} factor. In this model the second-order log-derivative of the total density is analytical, as well as the exact positions of (i) its maximum r_{max} (ii) the point r_0 where the halo density is exactly equal to ten times the core one. Then, the ratio $\mathcal{R}(r_0) = \log''\rho(r_0)/\log''\rho(r_{max})$ can be evaluated and becomes in the weak binding limit of interest $\kappa_h/\kappa_c \rightarrow 0$

$$\mathcal{R}(r_0) \xrightarrow{\kappa_h/\kappa_c \rightarrow 0} \frac{40}{121} + \mathcal{O}\left[\left(\frac{\kappa_h}{\kappa_c}\right)^2\right]. \quad (\text{B2})$$

This shows that the position where there is a factor of ten between ρ_c and ρ_h is equivalently obtained by finding the position where there is a given ratio between the value of the second-order log-derivative of the density and its maximal value. The critical value $40/121 \approx 0.33$ found in the toy model is not believed to be accurate for complex nuclei, as (i) the asymptotic regime is not reached at the crossing point and is more complicated because of the r^{-2} factor (ii) the total density is a superposition of more than two components. However, we expect the one-to-one correspondence between ratios on the densities and ratios on $\log''\rho$ to hold in realistic cases. Thus, *the position where the halo dominates the core by one order of magnitude can be found using $\log''\rho$ as the only input.*

More realistic model calculations have been used to characterize the position of r_0 . The total density is taken as a linear combination of core and halo contributions. Their relative normalizations are free parameters in this simulation, allowing to artificially change the fraction of halo in the total density

$$\rho_{tot}(r) = N_c \rho_c(r) + \sum_{\nu=1}^m N_\nu \rho_\nu(r), \quad (\text{B3})$$

where N_c and $N_h = \sum_{\nu=1}^m N_\nu$ are the number of nucleons in

the core part and in the halo part, respectively. The densities ρ_c and ρ_ν are normalized to one. We considered (i) simple models, where the core and each halo components are defined as

$$\begin{cases} \rho_i(r) = \frac{1}{N_i} & r < R_0, \\ \rho_i(r) = \frac{1}{N_i} e^{\frac{R_0-r}{a_i}} & r > R_0, \end{cases} \quad (\text{B4})$$

N_i standing for a normalization constant. This model only accounts for the basic features of the nuclear density: a uniform core of radius R_0 and a spatial extension becoming larger as $a_i \rightarrow 0$ (ii) double Fermi models,

where the un-physical sharp edge in the logarithmic representation of the previous density is smoothened out

$$\rho_i(r) = \frac{\rho_0}{1 + e^{\frac{r-R_0}{a_i}}} \quad (\text{B5})$$

(iii) semi-phenomenological models, which fulfill the asymptotic behavior of Eq. (38). Core and tail densities vanish at $r = 0$, as well as their derivatives with respect to x , y and z , in order to avoid singularities at the nucleus center [113]. In Refs. [114, 115, 116], such densities were adjusted on experimental data. The core part was defined as

$$\rho_c(r) = \frac{\rho_{0,c}}{1 + \left[\frac{1 + \left(\frac{r}{R_{0,c}} \right)^2}{2} \right]^\alpha \left[e^{\frac{r-R_{0,c}}{a_c}} + e^{\frac{-r-R_{0,c}}{a_c}} \right]}, \quad (\text{B6})$$

where $\alpha = 1$ for neutrons, and the halo density as

$$\rho_h(r) = \rho_{0,t} \left[\frac{r^2}{(r^2 + R_{0,t}^2)} \right] e^{-\frac{r}{a_t}}, \quad (\text{B7})$$

(iv) more realistic models, where the core density is still defined as in Eq. (B6), but the halo contributions are realistic wave functions taken from self-consistent EDF calculations of Cr and Sn isotopes.

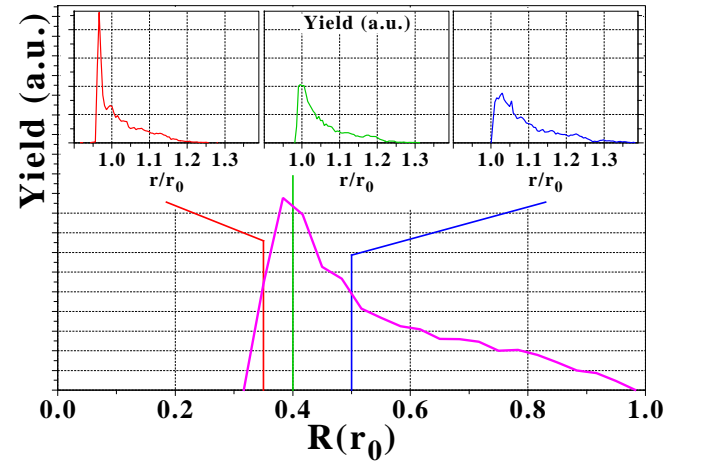


Figure 28: (Main panel) Ratio between the second-order log-density at r_0 and its peak value $\log''\rho(r_{max})$ (Top panels) Distribution of r/r_0 for which $\mathcal{R}(r)$ is equal to a given value (left panel: $\mathcal{R}(r) = 0.35$, middle panel: $\mathcal{R}(r) = 0.4$, right panel: $\mathcal{R}(r) = 0.5$), and r_0 .

The results from a wide panel of test cases are presented in Fig. 28. We recall that r_0 is defined as the radius for which $\rho_h(r_0) = 10\rho_c(r_0)$. The goal is to determine such a radius through the value of another ratio: $\mathcal{R}(r_0)$. For each simulation, the position r_0 and the ratio $\mathcal{R}(r_0)$ are computed. The main panel of Fig. 28 shows the distribution of $\mathcal{R}(r_0)$ which is peaked around 0.4. This

value is greater than in the toy model case for the reasons detailed above. The distribution of $\mathcal{R}(r_0)$ is asymmetric, but the tail towards high values corresponds precisely to non-halo systems. In any case, we are going to reflect such an asymmetry into the choice of theoretical uncertainties in the determination of r_0 .

The inserts of Fig. 28 display the distribution of ratio r/r_0 corresponding to a given value of $\mathcal{R}(r)$. The ratio $\mathcal{R}(r) = 2/5$ (top-center panel) indeed picks out quite consistently the radius r_0 . For $\mathcal{R}(r) = 40/121$ (top-left panel), the position r is in most cases below r_0 . As a consequence, the average ratio between tail and core components in the density will be consistently below ten in this case. On the contrary for $\mathcal{R}(r) = 1/2$ (top-right panel), r is systematically larger than r_0 , meaning that the ρ_h/ρ_c larger than ten on the average. In the end, it appears that r_0 is indeed well picked out through the condition

$$\mathcal{R}(r_0) = \frac{2}{5}. \quad (\text{B8})$$

For those reasons, we use those values of $\mathcal{R}(r)$ to set the error bars on the determination of r_0 .

Of course, we need to account for the fact that a difference by one order of magnitude between core and halo densities to define the halo region is somewhat arbitrary and that the corresponding radius r_0 cannot be perfectly picked out in all cases through Eq. (B8). As a result, we add a tolerance margin to the definition of r_0 by allowing $\mathcal{R}(r_0)$ to vary between $40/121 \approx 0.35$ and $1/2$. The upper margin is greater than the lower one to account for the asymmetry of the peak in Fig. 28. Note that the procedure chosen to determine r_0 combined with that asymmetry put us on the safe side, i.e. the radius found through that procedure, if not perfect, is likely to be too large, leading to an slight underestimation of the halo factors N_{halo} and δR_{halo} .

-
- [1] P. G. Hansen and B. Jonson, *Europhys. Lett.* **4**, 409 (1987).
 - [2] I. Tanihata, H. Hamagaki, O. Hashimoto, Y. Shida, N. Yoshikawa, K. Sugimoto, O. Yamakawa, T. Kobayashi, and N. Takahashi, *Phys. Rev. Lett.* **55**, 2676 (1985).
 - [3] I. Tanihata, H. Hamagaki, O. Hashimoto, S. Nagamiya, Y. Shida, N. Yoshikawa, O. Yamakawa, K. Sugimoto, T. Kobayashi, D. Greiner, et al., *Phys. Lett.* **B160**, 380 (1985).
 - [4] M. V. Zhukov, B. V. Danilin, D. V. Fedorov, J. M. Bang, I. J. Thompson, and J. S. Vaagen, *Phys. Rep.* **231**, 151 (1993).
 - [5] I. Tanihata, T. Kobayashi, O. Yamakawa, S. Shimoura, K. Ekuni, K. Sugimoto, N. Takahashi, T. Shimoda, and H. Sato, *Phys. Lett.* **B160**, 380 (1985).
 - [6] M. Fukuda, T. Ichihara, N. Inabe, T. Kubo, H. Kumagai, T. Nakagawa, Y. Yano, I. Tanihata, M. Adachi, K. Asahi, et al., *Phys. Lett.* **B268**, 339 (1991).
 - [7] M. Zahar, M. Belbot, J. J. Kolata, K. Lamkin, R. Thompson, N. A. Orr, J. H. Kelley, R. A. Kryger, D. J. Morrissey, B. M. Sherrill, et al., *Phys. Rev. C* **48**, R1484 (1993).
 - [8] I. J. Thompson and M. V. Zhukov, *Phys. Rev. C* **53**, 708 (1996).
 - [9] D. Bazin, B. A. Brown, J. Brown, M. Fauerbach, M. Hellström, S. E. Hirzebruch, J. H. Helley, R. A. Kryger, D. Morrissey, R. Pfaff, et al., *Phys. Rev. Lett.* **74**, 3569 (1995).
 - [10] R. Kanungo, I. Tanihata, Y. Ogawa, H. Toki, and A. Ozawa, *Nucl. Phys.* **A701**, 378 (2002).
 - [11] M. V. Zhukov and I. J. Thompson, *Phys. Rev. C* **52**, 3505 (1995).
 - [12] T. Minamisono, T. Ohtsubo, I. Minami, S. Fukuda, A. Kitagawa, M. Fukuda, K. Matsua, Y. Nojiri, S. Takeda, H. Sagawa, et al., *Phys. Rev. Lett.* **69**, 2058 (1992).
 - [13] W. Schwab, H. Geissel, H. Lenske, K.-H. Behr, A. Brünle, K. Burkard, H. Irnich, T. Kobayashi, G. Kraus, A. Magel, et al., *Z. Phys.* **A350**, 283 (1995).
 - [14] R. E. Warner, J. H. Kelley, P. Zecher, F. D. Becchetti, J. A. Brown, C. L. Carpenter, A. Aglonsky, J. Kruse, A. Muthukrishnan, A. Nadasen, et al., *Phys. Rev. C* **52**, R1166 (1995).
 - [15] F. Negoita, C. Borcea, F. Carstoiu, M. Lewitowicz, M. G. Saint-Laurent, R. Anne, D. Bazin, J. M. Corre, P. Roussel-Chomaz, V. Borrel, et al., *Phys. Rev. C* **54**, 1787 (1996).
 - [16] R. Kanungo, M. Chiba, S. Adhikari, D. Fang, N. Isawa, K. Kimura, K. Maeda, S. Nishimura, Y. Ogawa, T. Ohnishi, et al., *Phys. Lett.* **B571**, 21 (2003).
 - [17] H. Jeppesen, R. Kanungo, B. Abu-Ibrahim, S. Adhikiri, M. Chiba, D. Fang, N. Isawa, K. Kimura, K. Maeda, S. Nishimura, et al., *Nucl. Phys.* **A739**, 57 (2004).
 - [18] R. Morlock, R. Kunz, A. Mayer, M. Jaeger, A. Müller, J. W. Hammer, P. Mohr, H. Oberhummer, G. Staudt, and V. Kölle, *Phys. Rev. Lett.* **79**, 3837 (1997).
 - [19] Z. Ren, A. Faessler, and A. Bobyk, *Phys. Rev. C* **57**, 2752 (1998).
 - [20] C. J. Lin, Z. H. Liu, H. Q. Z. Y. W. Wu, F. Yang, and M. Ruan, *Chin. Phys. Lett.* **18**, 1183 (2001).
 - [21] Z. H. Liu, C. J. Lin, H. Q. Zhang, Z. C. Li, J. S. Zhang, Y. W. Wu, F. Yang, M. Ruan, J. C. Liu, S. Y. Li, et al., *Phys. Rev. C* **64**, 034312 (2001).
 - [22] J. G. Chen, X. Z. Cai, W. Q. Shen, Y. G. Ma, Z. Z. Ren, H. Y. Zhang, W. J. Jiang, C. Zhong, Y. B. Wei, W. Guo, et al., *Eur. Phys. J.* **A23**, 11 (2005).
 - [23] D. V. Fedorov, A. S. Jensen, and K. Riisager, *Phys. Rev. C* **50**, 2372 (1994).
 - [24] F. Nunes, I. J. Thompson, and R. C. Johnson, *Nucl. Phys.* **A609**, 43 (1996).
 - [25] F. Nunes, J. A. Christley, I. J. Thompson, R. C. Johnson, and V. D. Efros, *Nucl. Phys.* **A596**, 171 (1996).
 - [26] J. M. Bang, *Phys. Rep.* **264**, 27 (1996).

- [27] K. Riisager, D. V. Fedorov, and A. S. Jensen, *Europhys. Lett.* **49**, 547 (2000).
- [28] A. S. Jensen and M. V. Zhukov, *Nucl. Phys.* **A693**, 411 (2001).
- [29] D. V. Fedorov, A. S. Jensen, and K. Riisager, *Phys. Lett.* **B312**, 1 (1993).
- [30] A. S. Jensen and K. Riisager, *Phys. Lett.* **B480**, 39 (2000).
- [31] D. V. Fedorov, A. S. Jensen, and K. Riisager, *Phys. Rev. C* **49**, 201 (1994).
- [32] Y.-J. Liang, Y.-S. Li, F.-G. Deng, X.-H. Li, B.-A. Bian, Z. F.-S, Z.-H. Liu, and H.-Y. Zhou, arXiv:0708.0071.
- [33] P. Ring and P. Schuck, *The Nuclear Many-Body Problem* (Springer-Verlag, New-York, 1980).
- [34] M. Bender, P.-H. Heenen, and P.-G. Reinhard, *Rev. Mod. Phys.* **75**, 121 (2003).
- [35] T. H. Skyrme, *Phil. Mag.* **1**, 1043 (1956).
- [36] D. Vautherin and D. M. Brink, *Phys. Rev. C* **5**, 626 (1972).
- [37] J. Dechargé and D. Gogny, *Phys. Rev. C* **21**, 1568 (1980).
- [38] A. Bouyssy, J.-F. Mathiot, N. Van Giai, and S. Marcos, *Phys. Rev. C* **36**, 380 (1987).
- [39] P.-G. Reinhard, *Rep. Prog. Phys.* **52**, 439 (1989).
- [40] Y. K. Gambhir, P. Ring, and A. Thimet, *Ann. Phys.* **198**, 132 (1990).
- [41] P. Ring, *Prog. Part. Nucl. Phys.* **37**, 193 (1993).
- [42] B. G. Todd and J. Piekarewicz, *Phys. Rev. C* **67**, 044317 (2003).
- [43] M. Samyn, S. Goriely, P.-H. Heenen, J. M. Pearson, and J. F. Tondeur, *Nucl. Phys.* **A700**, 142 (2002).
- [44] S. Goriely, M. Samyn, P.-H. Heenen, J. M. Pearson, and F. Tondeur, *Phys. Rev. C* **66**, 024326 (2002).
- [45] S. Goriely, M. Samyn, M. Bender, and J. M. Pearson, *Phys. Rev. C* **68**, 054325 (2003).
- [46] M. Samyn, S. Goriely, M. Bender, and J. M. Pearson, *Phys. Rev. C* **70**, 044309 (2004).
- [47] J. Dobaczewski and W. Nazarewicz, *Prog. Theor. Phys. Suppl.* **146**, 70 (2002).
- [48] M. Bender and P.-H. Heenen, *Nucl. Phys.* **A713**, 390 (2003).
- [49] T. Duguet, M. Bender, P. Bonche, and P.-H. Heenen, *Phys. Lett.* **B559**, 201 (2004).
- [50] J. L. Egido and L. M. Robledo, *Lect. Notes Phys.* **641**, 269 (2004).
- [51] V. Rotival, K. Bennaceur, and T. Duguet, *Phys. Rev. C* **xxx**, xxx (2007), submitted as companion paper II.
- [52] S. Mizutori, J. Dobaczewski, G. A. Lalazissis, W. Nazarewicz, and P.-G. Reinhard, *Phys. Rev. C* **61**, 044326 (2000).
- [53] N. Tajima, H. Flocard, P. Bonche, J. Dobaczewski, and P.-H. Heenen, *Nucl. Phys.* **A542**, 355 (1992).
- [54] T. H. Koopmans, *Physica* **1**, 104 (1934).
- [55] K. Riisager, A. S. Jensen, and P. Møller, *Nucl. Phys.* **A548**, 393 (1992).
- [56] A. S. Jensen, K. Riisager, D. V. Fedorov, and E. Garrido, *Rev. Mod. Phys.* **76**, 215 (2004).
- [57] J. Dobaczewski, H. Flocard, and J. Treiner, *Nucl. Phys.* **A422**, 103 (1984).
- [58] J. Dobaczewski, W. Nazarewicz, T. R. Werner, J.-F. Berger, C. R. Chinn, and J. Dechargé, *Phys. Rev. C* **53**, 2809 (1996).
- [59] J. Terasaki, P.-H. Heenen, H. Flocard, and P. Bonche, *Nucl. Phys.* **A600**, 371 (1996).
- [60] H. Toki, Y. Sugahara, D. Hirata, B. V. Carlson, and I. Tanihata, *Nucl. Phys.* **A524**, 633 (1991).
- [61] M. M. Sharma, M. A. Nagajaran, and P. Ring, *Phys. Lett.* **B312**, 377 (1993).
- [62] Y. Sugahara and H. Toki, *Nucl. Phys.* **A579**, 557 (1994).
- [63] K. Bennaceur, J. Dobaczewski, and M. Ploszajczak, *Phys. Rev. C* **60**, 034308 (1999).
- [64] K. Bennaceur, J. Dobaczewski, and M. Ploszajczak, *Phys. Lett.* **B496**, 154 (2000).
- [65] I. Hamamoto and B. R. Mottelson, *Phys. Rev. C* **68**, 034312 (2003).
- [66] I. Hamamoto and B. R. Mottelson, *Phys. Rev. C* **69**, 064302 (2004).
- [67] M. Grasso, S. Yoshida, N. Sandulescu, and N. Van Giai, *Phys. Rev. C* **74**, 064317 (2006).
- [68] J. Meng and P. Ring, *Phys. Rev. Lett.* **80**, 460 (1998).
- [69] B. Nerlo-Pomorska, K. Pomorski, J.-F. Berger, and J. Dechargé, *Eur. Phys. J.* **A8**, 19 (2000).
- [70] S. Im and J. Meng, *Phys. Rev. C* **61**, 047302 (2000).
- [71] N. Sandulescu, L. S. Geng, H. Toki, and G. C. Hillhouse, *Phys. Rev. C* **68**, 054323 (2003).
- [72] L. S. Geng, H. Toki, and J. Meng, *Mod. Phys. Lett.* **A19**, 2171 (2004).
- [73] M. Kaushik, D. Singh, and H. L. Yadav, *Acta Phys. Slov.* **55**, 181 (2005).
- [74] J. Terasaki, S. Q. Zhang, S. G. Zhou, and J. Meng, *Phys. Rev. C* **74**, 054318 (2006).
- [75] K. Bennaceur and J. Dobaczewski, *Comp. Phys. Comm.* **168**, 96 (2005).
- [76] E. Chabanat, P. Bonche, P. Haensel, J. Meyer, and R. Schaeffer, *Nucl. Phys.* **A627**, 710 (1997).
- [77] E. Chabanat, P. Bonche, P. Haensel, J. Meyer, and R. Schaeffer, *Nucl. Phys.* **A635**, 231 (1998).
- [78] F. Tondeur, *Nucl. Phys.* **A315**, 353 (1979).
- [79] S. J. Krieger, P. Bonche, H. Flocard, P. Quentin, and M. S. Weiss, *Nucl. Phys.* **A517**, 275 (1990).
- [80] G. F. Bertsch and H. Esbensen, *Ann. Phys. (NY)* **209**, 327 (1991).
- [81] N. Tajima, P. Bonche, H. Flocard, P.-H. Heenen, and M. S. Weiss, *Nucl. Phys.* **A551**, 434 (1993).
- [82] J. Terasaki, P.-H. Heenen, P. Bonche, J. Dobaczewski, and H. Flocard, *Nucl. Phys.* **A593**, 1 (1995).
- [83] S. Hilaire and M. Girod, *Eur. Phys. J.* **A33**, 237 (2007).
- [84] J. Dobaczewski, M. V. Stoitsov, and W. Nazarewicz, *AIP Conf. Proc.* **726**, 51 (2004).
- [85] I. Angeli, *Atomic Data and Nuclear Data Tables* **87**, 185 (2004).
- [86] G. Audi, A. H. Wapstra, and C. Thibault, *Nucl. Phys.* **A739**, 337 (2003).
- [87] P. Lubiński, J. Jastrzębski, A. Trzcińska, W. Kurciewicz, F. J. Hartmann, W. Schmid, T. von Egidy, R. Smolańczuk, and S. Wycech, *Phys. Rev. C* **57**, 2962 (1998).
- [88] R. H. Helm, *Phys. Rev.* **104**, 1466 (1956).
- [89] M. Rosen, R. Raphael, and H. Überall, *Phys. Rev.* **163**, 927 (1957).
- [90] R. Raphael and M. Rosen, *Phys. Rev. C* **1**, 547 (1970).
- [91] N. Tajima, *Phys. Rev. C* **69**, 034305 (2004).
- [92] J. Friedrich and N. Voegler, *Nucl. Phys.* **A373**, 192 (1982).
- [93] D. Van Neck, A. E. L. Dieperink, and M. Waroquier, *Phys. Rev. C* **53**, 2231 (1996).

- [94] D. Van Neck, M. Waroquier, A. E. L. Dieperink, S. C. Pieper, and V. R. Pandharipande, Phys. Rev. C **57**, 2308 (1998).
- [95] D. Van Neck and M. Waroquier, Phys. Rev. C **58**, 3359 (1998).
- [96] J. Escher, B. K. Jennings, and H. S. Sherif, Phys. Rev. C **64**, 065801 (2001).
- [97] C. F. Clement, Nucl. Phys. **A213**, 469 (1973).
- [98] C. F. Clement, Nucl. Phys. **A213**, 493 (1973).
- [99] D. Van Neck, M. Waroquier, and K. Heyde, Phys. Lett. **B314**, 255 (1993).
- [100] A. V. Shebeko, P. Papakonstantinou, and E. Mavromatis, Eur. Phys. J. **A27**, 143 (2006).
- [101] M. Levy, J. P. Perdew, and V. Sahni, Phys. Rev. A **30**, 2745 (1984).
- [102] R. M. Dreizler and E. K. U. Gross, *Density Functional Theory* (Springer, Berlin, 1990).
- [103] C. A. Bertulani, H.-W. Hammer, and U. Van Kolck, Nucl. Phys. **A712**, 37 (2002).
- [104] T. Duguet, P. Bonche, P.-H. Heenen, and J. Meyer, Phys. Rev. C **65**, 014310 (2001).
- [105] T. Duguet, P. Bonche, P.-H. Heenen, and J. Meyer, Phys. Rev. C **65**, 014311 (2001).
- [106] D. Van Neck, arXiv:physics/0609037.
- [107] M. Abramowitz and I. Stegun, *Handbook of Mathematical Functions* (Dover, New York, 1965).
- [108] G. Dahlquist and Å. Björck, *Numerical Methods* (Prentice-Hall, Englewood Cliffs, NJ, 1974).
- [109] F. Nunes, *Priv. comm.*
- [110] *Isotope Science Facility at Michigan State University; upgrade of the NSCL rare isotope research capabilities* (2006), <http://www.nscl.msu.edu/future/isf>.
- [111] J. M. Bang, F. G. Gareev, W. T. Pinkston, and J. S. Vaagen, Phys. Rep. **125**, 253 (1985).
- [112] A. E. L. Dieperink and T. de Forest, Jr., Phys. Rev. C **10**, 543 (1974).
- [113] D. Berdichevsky and U. Mosel, Nucl. Phys. **A388**, 205 (1982).
- [114] Y. K. Gambhir and S. H. Patil, Z. Phys. **A321**, 161 (1985).
- [115] Y. K. Gambhir and S. H. Patil, Z. Phys. **A324**, 9 (1986).
- [116] A. Bhagwat, Y. K. Gambhir, and S. H. Patil, Eur. Phys. J. **A8**, 511 (2000).