

Global Conservation Laws and Femtoscopy of Small Systems

Zbigniew Chajęcki¹ and Mike Lisa¹

¹ *Department of Physics, Ohio State University, 1040 Physics Research Building, 191 West Woodruff Ave, Columbus, OH 43210, USA*

It is increasingly important to understand, in detail, two-pion correlations measured in $p + p$ and $d + A$ collisions. In particular, one wishes to understand the femtoscopic correlations, in order to compare to similar measurements in heavy ion collisions. However, in the low-multiplicity final states of these systems, global conservation laws generate significant N -body correlations which project onto the two-pion space in non-trivial ways and complicate the femtoscopic analysis. We discuss a model-independent formalism to calculate and account for these correlations in measurements.

Keywords: proton collisions, femtoscopy, heavy ions, pion correlations, RHIC, LHC

I. INTRODUCTION

The unique and distinguishing feature of heavy ions is their large (relative to the confinement scale) size and the possibility to generate *bulk* systems which may be described in thermodynamic terms, allowing to discuss the Equation of State of strongly-interacting *matter*. The primary evidence for the creation of bulk matter at the highest energies is the existence of strong collective flow [1]. The dominant feature of flow is the correlations between space and momentum which it generates; thus, momentum-only observables such as p_T spectra and azimuthal anisotropies [2, 3, 4, 5] represent only an indirect projection of the effect. Femtoscopic measurements access space as a function of particle momentum, thus providing the most direct probe of the most crucial feature of heavy ion collisions [c.f. e.g. 6]. In particular, flow is manifest by a negative correlation between the “HBT radius” and the transverse mass (m_T) of the particles [7].

Clearly, then, a detailed understanding of femtoscopic measurements in heavy ion collisions is crucial to proving the existence of, or probing the nature of, the bulk system generated in the collision. It is in fact possible to quantitatively interpret both the femtoscopic and momentum-only observations at RHIC in consistent, flow-dominated models of the system [e.g. 8]. All seems well.

However, two-pion femtoscopic measurements are also common in $e^+ + e^-$ or $p + p(\bar{p})$ collisions [9]. In these collisions, too, “HBT radii” are observed to fall with m_T . Speculations of the physics behind this observation have included Heisenberg uncertainty-based arguments, string-breaking phenomena, and temperature gradients; an excellent overview may be found in [10]. Typically, however, one might not expect the system created in a $p + p$ collision to exhibit *bulk* behaviour similar to that from heavy ion collisions.

Quantitative comparisons between femtoscopic measurements in $A + A$ and $p + p$ systems have been complicated because techniques for event-mixing, frame definitions, and the like, have been different in the particle-physics and heavy-ion communities. As importantly, kinematic acceptance and collision energies are usually quite different. Recently, however, the STAR experiment has reported the first preliminary study of directly-comparable femtoscopic measurements from $A + A$ and $p + p$ systems [11] at the same $\sqrt{s_{NN}}$, using the same detector, and with identical techniques. The results indicate that the femtoscopic probe of flow—falling “HBT radii” with m_T —

is essentially *identical* in the small and large systems. This might signal an unexpected “universality” in the spatial substructure of hadronic and heavy ion collisions. Unravelling the physics behind this similarity might provide new insight into the dynamical space-time substructure of *both* hadronic and heavy ion collisions.

Before drawing strong physics conclusions from “HBT radii” coming from fits to the pion correlations measured in $p + p$ collisions, however, the measured correlation functions *themselves* must be understood in detail. The STAR data show clear non-femtoscopic correlations which must be disentangled from the femtoscopic ones [11]. Femtoscopic correlations are those which depend directly on the two-particle separation distribution [c.f. 6]. Non-femtoscopic correlations may arise from string or jet fragmentation, resonance decay, or global conservation laws.

In this work, we explore the projection of N -body Energy and Momentum Conservation-Induced Correlations (EMCICs) onto a two-particle relative momentum correlation function. In Section II we briefly discuss the harmonic representation of the correlations which best illustrates the effect. In Section III we discuss EMCICs generated by a Monte Carlo event generator containing only global conservation laws. A method to calculate analytically (but using distributions from the data) EMCICs is shown in Section IV. This provides an “experimentalist’s formula,” given in Section V, useful to disentangle EMCICs from the data, allowing a femtoscopic analysis of the correlation functions. We summarize in Section VI.

II. SPHERICAL HARMONIC DECOMPOSITION OF CORRELATION FUNCTIONS

At asymptotically high relative momentum $|\vec{q}|$ (or $|\vec{k}^*|$), femtoscopic contributions to the correlation function (those described by the Koonin-Pratt equation [discussed in 6]) must approach a constant value, usually normalized to unity, independent of the direction of \vec{q} . Preliminary STAR measurements [11] of small systems, Figure 1, show clear non-femtoscopic correlations in addition. Also shown is a fit with the commonly Gaussian (with Coulomb suppression) functional form [6]. Clearly, the fit is a poor representation of the data. We stress, however, that it is not the (non-)Gaussian nature of the source at issue here; *any* source function will lead to vanishing femtoscopic correlations at large $|\vec{q}|$ and will

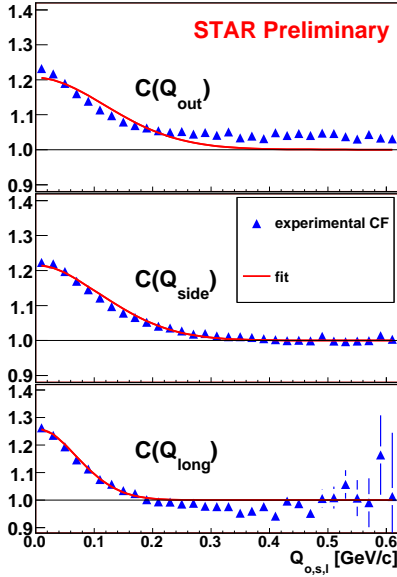


FIG. 1: Preliminary STAR two-pion correlation functions [11] presented as 1D projections in the Bertsch-Pratt decomposition.

thus contradict the data.

We further stress that the problem is not one of normalization. Shown in the Figure is the common representation of the 3-dimensional correlation function into three 1-dimensional axes [cf 6]. The projections, then, are not independent and cannot be independently normalized. The problem is that the value approached at large $|\vec{q}|$ depends on the direction in \vec{q} space.

One-dimensional projections present a limited tool for exploring detailed structure of the three-dimensional correlation function. The spherical harmonic decomposition (SHD) is a much more efficient representation of the data which uses *all* of the data to show the shape of the correlation function in 3D \vec{q} space. There, the spherical harmonic coefficients $A_{l,m}$, which depend on $Q \equiv |\vec{q}|$, are calculated as

$$A_{l,m}(Q) = \sum_{\text{bins } i} C(Q, \cos \theta_i, \phi_i) \cdot Y_{l,m}(\cos \theta_i, \phi_i) F_{l,m}(\cos \theta_i, \Delta_{\cos \theta}, \Delta_{\phi}), \quad (1)$$

where $F_{l,m}$ represents a numerical factor correcting for finite bin sizes $\Delta_{\cos \theta}$ and Δ_{ϕ} ; it turns out not to depend on ϕ_i . The angles θ and ϕ are related to the Bertsch-Pratt Cartesian coordinate system through

$$q_o = Q \sin \theta \cos \phi, \quad q_s = Q \sin \theta \sin \phi, \quad q_l = Q \cos \theta. \quad (2)$$

See [12] for a complete discussion.

Preliminary STAR correlation functions in the SHD representation [11] are shown in Figure 2. Coefficients for $l \geq 4$ are much less significant, compared to errorbars; to good approximation, the non-femtoscopic behaviour is quadrupole ($l = 2$) in nature.

The presence of non-femtoscopic correlations is clear from the non-vanishing behaviour of $A_{l \neq 0,m}$'s at large Q . However,

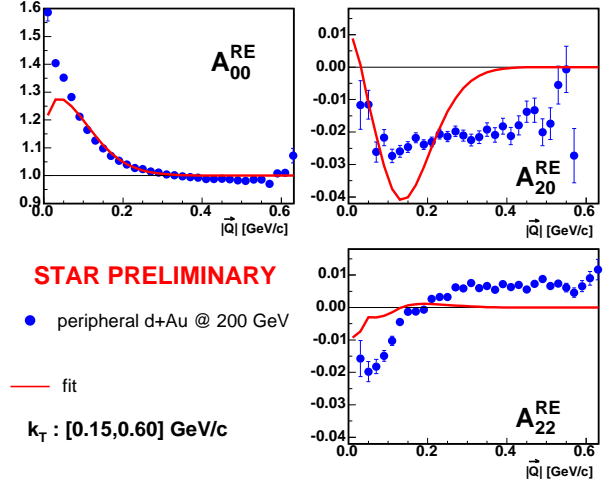


FIG. 2: Preliminary STAR two-pion correlation functions [11] presented in the SHD representation.

it is by no means clear that these contributions to the correlation function are *confined* to large Q . Thus, one cannot attempt to interpret the low- Q region only in terms of femtoscopic correlations, while parameterizing or ignoring the large- Q region; see [13] for further discussion.

III. EMCICS GENERATED BY THE GENBOD MONTE CARLO GENERATOR

Non-femtoscopic correlations may arise from a variety of sources. Jets will clearly induce momentum-space correlations between its fragmentation products. While this cannot be discounted, the low momentum of the pions under consideration ($p_T \sim 0.2$ GeV) puts us squarely in the region in which factorization breaks down and the jet interpretation becomes significantly murkier. We do not explore this possibility here. In the kinematic region under consideration, string fragmentation may play a role; this is an area for future study, though significant model-dependence will be present.

Resonances induce correlations among daughters as well; while these might even dominate $\pi^+\pi^-$ correlations, they should be negligible for identical pion correlations. Collective bulk flow (e.g. anisotropic elliptic flow) will generate N -body correlations which will project onto the two-body space. Non-femtoscopic correlations of the type observed by STAR in small systems are not, however, observed in Au+Au collisions, despite the fact that elliptic flow is much larger there; therefore, we do not believe that collective flow generates the observed effects.

Without doubt, one physical effect which *must* be at play is momentum and energy conservation. As global conservation laws, these provide an N -body constraint on the event, which projects down onto 2-body spaces. The observed non-femtoscopic effects [11] become more and more significant as the multiplicity (N) of the event decreases, as expected from conservation laws. It is these EMCICs which we focus on here.

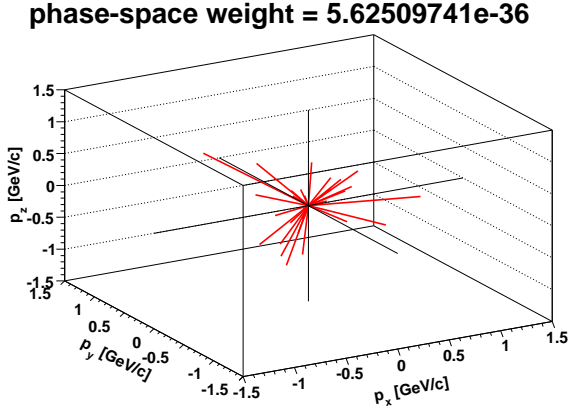


FIG. 3: A high-probability multiplicity-30 event calculated by GENBOD. Lines correspond to particle momenta p_x, p_y, p_z .

To clearly understand the role of EMCICs, we would like to have events in which there is no other physics involved besides the conservation laws. Such a tool has been provided almost 40 years ago in the form of the GENBOD computer program [see 14, for an excellent writeup of the method and physics] in the cern library. Given a requested total multiplicity (N), a list of masses (m_i) of emitted particles, and a total amount of energy (E_{tot}) to distribute among them, GENBOD returns an event of random momenta (four vectors p_j), subject only to the condition of energy and momentum conservation. More importantly, it returns, for each event, a weight proportional to the probability that the event will actually occur in nature. This weight is proportional to the phasespace integral R_N

$$R_N = \int^{4N} \delta^4 \left(P - \sum_{j=1}^N p_j \right) \prod_{i=1}^N \delta(p_i^2 - m_i^2) d^4 p_i, \quad (3)$$

where $P = (E_{\text{tot}}, \vec{0})$ is the total momentum four-vector of the event. See [14] for a practical iterative prescription to calculate R_N . Thus, it is a much different tool than, say RQMD, in which each event returned may be treated as equally probable.

We select (via monte-carlo) GENBOD events according to their weight and run them through identical software as used for experimental analysis. Fortunately, the code is fast, since one must calculate large statistics from which to select. This is because the phase-space weights vary by large factors. As a very extreme case, Figures 3 and 4 show a likely and unlikely event, respectively, for multiplicity $N = 30$. As one would expect, the “rounder” event is more likely, though one might be surprised by the factor of a hundred million between the probabilities.

Figures 5 and 6 show the $A_{l,m}$ ’s calculated by GENBOD for 18-pion events without and with a selection of $|\eta| < 0.5$, respectively. Note that this cut applies to the pions which are used in the analysis, *not* to the set of particles for which energy and momentum is conserved; energy and momentum is always conserved for the full event. Clearly visible are significant and nontrivial $A_{l,m}$ ’s due only to EMCICs. We observe

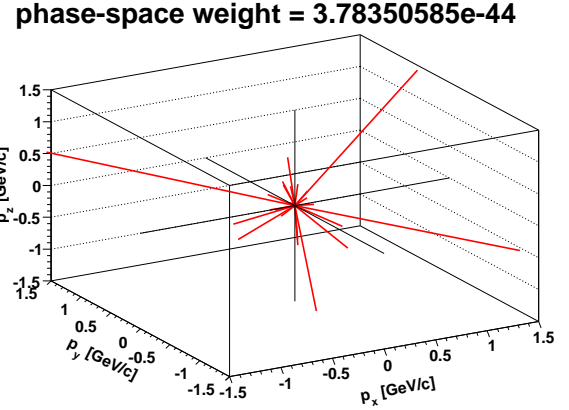


FIG. 4: A low-probability multiplicity-30 event calculated by GENBOD. Lines correspond to particle momenta p_x, p_y, p_z .

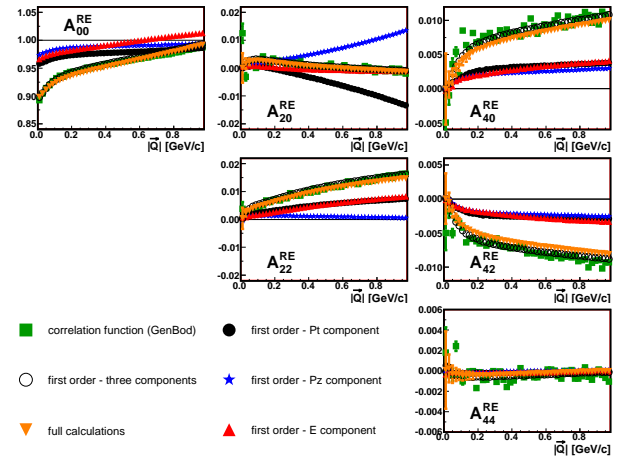


FIG. 5: SHD coefficients for GENBOD-generated events consisting of 18 pions, as measured in the pair CMS frame. Green squares are $A_{l,m}$ ’s from the GENBOD events. For discussion of the other symbols, see Section IV.

also that the $l = 4$ coefficients are about an order of magnitude smaller than the $l = 2$ ones; this is generically expected [cf 12]. Comparing the two figures, it is clear that kinematical selection has significant effect on the EMCIC effects. Also significant (but not shown) is whether one includes other species (say protons) into the mix of emitted particles.

Comparison of Figures 7, 8 and 9 makes clear the multiplicity dependence of the EMCICs. As expected, lower multiplicity events show a greater effect. Also (not shown), increasing the amount of energy to be distributed among the particles, for fixed multiplicity, decreases EMCICs, as one expects.

Finally, we note that EMCICs can affect the correlation function even down to very low Q , again reminding us that we cannot (responsibly) ignore these effects in a femtoscopic analysis.

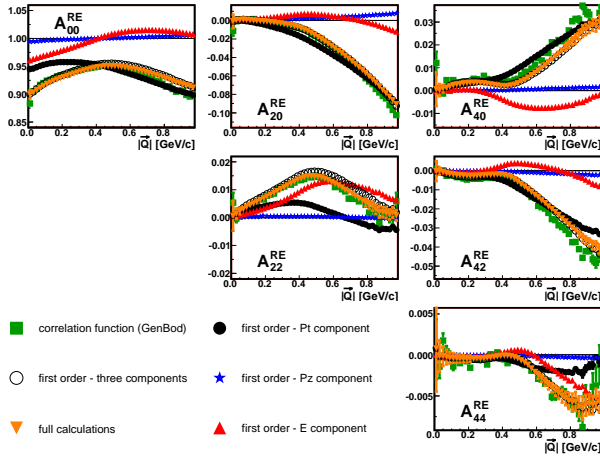


FIG. 6: Same as in Figure 5, except only using pions with $|\eta| < 0.5$ in the correlation function.

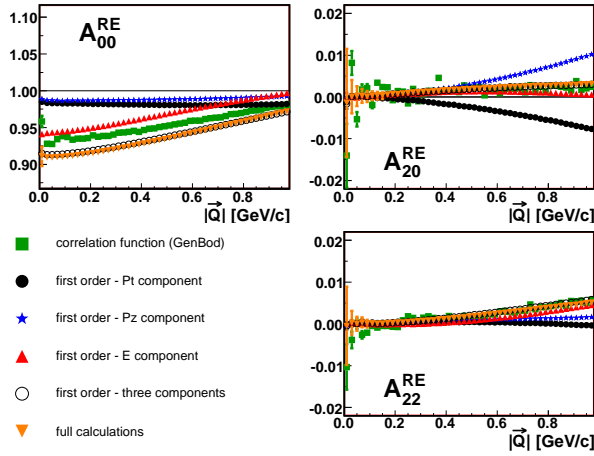


FIG. 7: SHD coefficients for GENBOD-generated events consisting of 18 pions, as measured in the pair LCMS frame. Green squares are $A_{l,m}$'s from the GENBOD events. For discussion of the other symbols, see Section IV.

IV. ANALYTIC CALCULATION OF EMCICS

Now then, EMCIC effects generated by GENBOD “resemble” the experimental data, but it is likely unwise to use GENBOD itself to correct the data for several reasons. Firstly, there is strong sensitivity to the (not completely measured) number and species-mix of *all* particles emitted in the event, including neutrinos and possible magnetic monopoles (or, less exotically, particles escaping detector acceptance). Secondly, there is strong sensitivity to the energy “available” in the event; it is not obvious that this is $\sqrt{s_{NN}}$ of the collision. Clearly, EMCIC effects depend on the individual momenta \vec{p}_1 and \vec{p}_2 of the particles entering the correlation function. This will depend on acceptance, efficiency, kinematic cuts (both purposeful and those imposed, e.g., by particle-identification limitations), and, to a degree, the underlying single-particle phase-space. (While correlation functions are insensitive to the single-particle phase-space, the correlations which they mea-

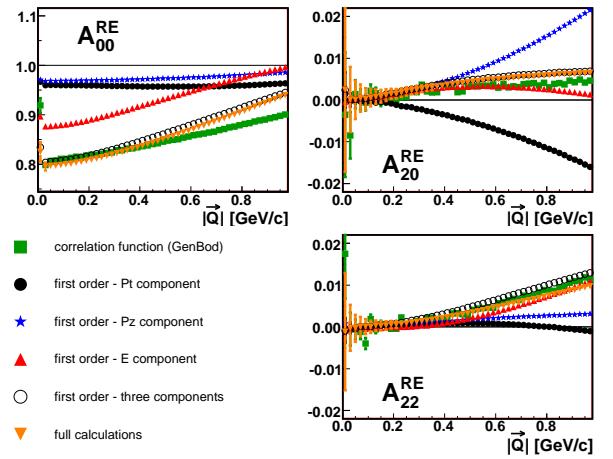


FIG. 8: Same as Figure 7, but for 9-pion events.

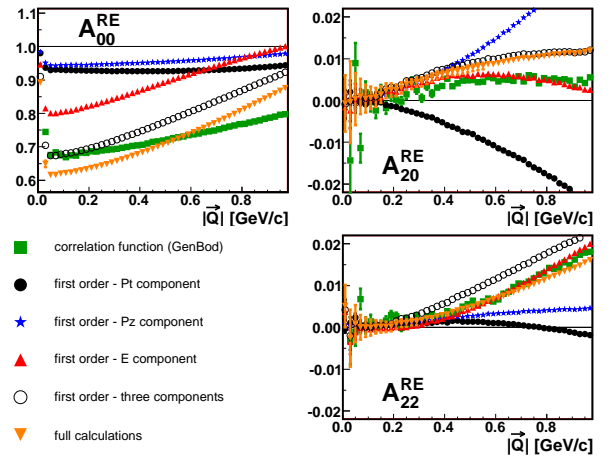


FIG. 9: Same as Figure 7, but for 6-pion events.

sure may, in fact, depend on this phase-space, due to physical effects.)

Thus, one would like to calculate EMCICs, based on the data itself. An excellent start in this direction has been presented by Danielewicz [15] and later by Borghini, Dinh and Ollitrault [16], in which they considered the effect of EMCICs on two-particle azimuthal correlations (elliptic flow v_2). They considered transverse momentum (\vec{P}_T) conservation only, but the extension of their formula to three, and even four [18] dimensions is straightforward.

We consider the single-particle distribution of a mass- m_i particle *unaffected* by EMCICs

$$\tilde{f}(p_i) \equiv 2E_i \frac{d^3N}{d\vec{p}_i^3}. \quad (4)$$

The k -particle distribution (k less than total multiplicity N),

including EMCICs is then

$$\tilde{f}_c(p_1, \dots, p_k) = \left(\prod_{i=1}^k \tilde{f}(p_i) \right) \times \frac{\int \left(\prod_{j=k+1}^N d^4 p_j \delta(p_j^2 - m_j^2) \tilde{f}(p_j) \right) \delta^4(\sum_{i=1}^N p_i - P)}{\int \left(\prod_{j=1}^N d^4 p_j \delta(p_j^2 - m_j^2) \tilde{f}(p_j) \right) \delta^4(\sum_{i=1}^N p_i - P)}. \quad (5)$$

(Note the difference between numerator and denominator in the starting value of the index j on the product.)

According to Equation 5, the k -body momentum distribution, including EMCICs, is the k -body distribution *not* affected by EMCICs—i.e. just an uncorrelated product of single-particle distributions—multiplied by a “correction factor” which enforces the EMCIC. The numerator of this factor just demands that the remaining $N - k$ on-shell particles are configured so as to conserve total energy and momentum, and the denominator just normalizes the distribution.

Using the central-limit theorem (valid for “large enough” $N - k$), we find

$$\tilde{f}_c(p_1, \dots, p_k) = \left(\prod_{i=1}^k \tilde{f}(p_i) \right) \times \left(\frac{N}{N-k} \right)^2 \cdot \exp \left[- \sum_{\mu=0}^3 \frac{(\sum_{i=1}^k (p_{i,\mu} - \langle p_\mu \rangle))^2}{2(N-k)\sigma_\mu^2} \right] \quad (6)$$

where

$$\sigma_\mu^2 \equiv \langle p_\mu^2 \rangle - \langle p_\mu \rangle^2 \quad (7)$$

and

$$\langle p_\mu^2 \rangle \equiv \int d^4 p \tilde{f}(p) \cdot p_\mu^2. \quad (8)$$

Naturally, $\langle p_{(\mu=1,2,3)} \rangle = 0$. (In these equations, we now assume only one species of particles, so that no species label is needed for $\langle p_\mu^2 \rangle$. This is only for simplicity of notation here; results, including the “experimentalist’s formula” below, only become more cumbersome to write, but are similar otherwise.)

Note that even the single-particle momentum distribution is affected by EMCICs

$$\tilde{f}_c(p_i) = \tilde{f}(p_i) \cdot \left(\frac{N}{N-1} \right)^2 \times \exp \left[- \frac{1}{2(N-1)} \left(\frac{p_{i,x}^2}{\langle p_x^2 \rangle} + \frac{p_{i,y}^2}{\langle p_y^2 \rangle} + \frac{p_{i,z}^2}{\langle p_z^2 \rangle} + \frac{(E_i - \langle E \rangle)^2}{\langle E^2 \rangle - \langle E \rangle^2} \right) \right] \quad (9)$$

The k -particle correlation function is defined as the measured (i.e. EMCIC-affected) k -particle yield divided by the product of the measured single-particle yields

$$C(p_1, \dots, p_k) \equiv \frac{\tilde{f}_c(p_1, \dots, p_k)}{\tilde{f}_c(p_1) \cdots \tilde{f}_c(p_k)} = \frac{\left(\frac{N}{N-k} \right)^2}{\left(\frac{N}{N-1} \right)^{2k}} \times \exp \left[\frac{-1}{2(N-k)} \left\{ \sum_{\mu=1}^3 \left(\frac{(\sum_{i=1}^k p_{i,\mu}^2)}{\langle p_\mu^2 \rangle} \right) + \frac{(\sum_{i=1}^k (E_i - \langle E \rangle))^2}{\langle E^2 \rangle - \langle E \rangle^2} \right\} \right] \quad (10)$$

$$\exp \left[\frac{-1}{2(N-1)} \sum_{i=1}^k \left\{ \sum_{\mu=1}^3 \frac{p_{i,\mu}^2}{\langle p_\mu^2 \rangle} + \frac{(E_i - \langle E \rangle)^2}{\langle E^2 \rangle - \langle E \rangle^2} \right\} \right]$$

An important point: EMCICs result from the constraint that the event’s energy-momentum is the same fixed number for all pairs in the event. This is true in the laboratory frame, but not in LCMS or pair rest frame. Thus, while one may *bin* the correlation function in the frame of one’s choice, the momenta which appear on the right-hand-side of Equation 10 must be in the laboratory system.

To first order in $1/N$, the two-particle correlation function becomes

$$C(p_1, p_2) = 1 - \frac{1}{N} \left(2 \frac{\vec{p}_{1,T} \cdot \vec{p}_{2,T}}{\langle p_T^2 \rangle} + \frac{p_{1,z} \cdot p_{2,z}}{\langle p_z^2 \rangle} + \frac{(E_1 - \langle E \rangle)(E_2 - \langle E \rangle)}{\langle E^2 \rangle - \langle E \rangle^2} \right) \quad (11)$$

where we have taken $\langle p_x^2 \rangle = \langle p_y^2 \rangle = \langle p_T^2 \rangle/2$. In what follows, we shall refer to the first, second, and third terms within the parentheses of Equation 11 as the “ p_T term,” “ p_z term,” and “ E term,” respectively.

If we know N , $\langle p_T^2 \rangle$, $\langle p_z^2 \rangle$, $\langle E^2 \rangle$, and $\langle E \rangle$ from the data, we can calculate EMCICs using Equation 10. Better yet, if N is large enough, then we can use Equation 11. This is what is done in Figures 5-8. The black circles, blue stars, and red triangles show the p_T , p_z and E terms, respectively, from the first-order expansion (Equation 11), while the open circles and orange inverted triangles represent the results of Equation 11 and Equation 10, respectively.

Several observations are in order. Firstly, each of the three terms in Equation 11 produce non-trivial behaviour of the $A_{l,m}$ ’s, interfering with each other in interesting ways. We find also that the p_z term affects $A_{2,2}$; this was initially surprising since $A_{2,2}$ quantifies the behaviour of the correlation function in the “out-side” plane, while \hat{z} is the “long” direction in the Bertsch-Pratt system.[19] Clearly, EMCICs projected onto a 2-particle space are non-trivial objects.

It is seen that the first-order expansion (Equation 11) agrees well with the full expression (Equation 10) well for $N > \sim 10$. Such multiplicities are relevant for the $p + p$ measurements done at RHIC (especially recalling that N includes all particles, even unmeasured ones). We see also that the analytic calculations (open circles and inverted triangles) approximate the results of the GENBOD simulation (green squares), especially as the multiplicity and total energy of the event increases; increasing agreement for large N and E_{tot} is expected, given the approximations leading to our analytic expressions. We observe also that the analytically-calculated expressions respond identically to the kinematic cuts as does the simulation (c.f. Figures 5 and 6).

Never do the analytic calculations never reproduce *exactly* the simulations; we discuss this further in the next Section.

V. AN EXPERIMENTALIST’S FORMULA

Even for large N and energy, the calculations do not exactly reproduce the EMCIC effects in the simulation. One reason for this may be found, in fact, in the definition of the average values (e.g. $\langle p_z^2 \rangle$) themselves. In Equation 8, average quantities are calculated using the distribution $\tilde{f}(p)$, which

is not affected by EMCICs. Naturally, the only measurable distribution available to the experimentalist (even when GENBOD simulations serve as the “experiment”) is $\hat{f}_c(p)$.

Thus, it appears the experimentalist cannot plug her data into the equations 7, 8 and 11 to fully calculate EMCICs. However, such an ambition would have been hopeless anyhow. After all, even the total multiplicity N (again, including photons etc) is rarely fully measured. And finite kinematic acceptance (e.g. in η) will require extrapolation to calculate, e.g. $\langle p_z^2 \rangle$.

To the practicing femtoscopist, there is a natural solution. Having at hand (1) educated guesses for the quantities N , $\langle E^2 \rangle$ etc, and (2) a physically-motivated functional form which connects these quantities to the correlations we’d like to understand, we perform a fit. Let us rewrite Equation 11 as

$$C(p_1, p_2) = 1 - M_1 \cdot \overline{\{\vec{p}_{1,T} \cdot \vec{p}_{2,T}\}} - M_2 \cdot \overline{\{p_{1,z} \cdot p_{2,z}\}} - M_3 \cdot \overline{\{E_1 \cdot E_2\}} + M_4 \cdot \overline{\{E_1 + E_2\}} - \frac{M_4^2}{M_3}. \quad (12)$$

where

$$M_1 \equiv \frac{2}{N \langle p_T^2 \rangle}, \quad M_2 \equiv \frac{1}{N \langle p_z^2 \rangle} \\ M_3 \equiv \frac{1}{N (\langle E^2 \rangle - \langle E \rangle^2)}, \quad M_4 \equiv \frac{\langle E \rangle}{N (\langle E^2 \rangle - \langle E \rangle^2)}. \quad (13)$$

The notation $\overline{\{X\}}$ in Equation 12 highlights the fact that X is a two-particle quantity which depends on p_1 and p_2 (or \vec{q} , etc): $\overline{\{X\}}(\vec{q})$. From a practical point of view, X is averaged over the same \vec{q} bins as used for the correlation function. This involves nothing more than adding four more histograms to the several already being constructed by the experimentalist as she runs through all pairs in the data. The binned functions $\overline{\{X\}}$ then automatically reflect the same event and particle selection as the correlation function.

It is appropriate here to re-emphasize the point made in reference to Equation 10. The event’s total energy and momentum is a fixed quantity in a fixed (e.g. lab) frame; in particular, the momentum in Equation 10 is assumed $\vec{P} = \vec{0}$ —i.e. the collision-center-of-mass (CCM) frame is assumed. In a pair-dependent frame (e.g. pair center-of-mass PCM or longitudinally co-moving system LCMS), the event’s energy and momentum will depend on the pair. EMCICs, therefore, must be calculated with CCM momentum. Thus, in the function $\overline{\{p_{1,z} \cdot p_{2,z}\}}(\vec{q})$, $p_{1,z}$ and $p_{2,z}$ must be calculated in the CCM frame, while the *binning variable* \vec{q} should be in whatever frame one chooses to construct the correlation function C .

The parameters M_i defined in Equation 13, on the other hand, are global and independent of p_1 and p_2 . It is these which we will use as fit parameters. The task is then fast and straightforward; the EMCIC part of the correlation function $C(\vec{q})$ is simply a weighted sum of four functions. Indeed, one may calculate coefficients as in Equation 1 for the four new functions. For example

$$A_{l,m}^{PZ}(Q) \equiv \sum_{\text{bins } i} \overline{\{p_{1,z} \cdot p_{2,z}\}}(Q, \cos \theta_i, \phi_i) \cdot Y_{l,m}(\cos \theta_i, \phi_i) F_{l,m}(\cos \theta_i, \Delta_{\cos \theta}, \Delta_\phi), \quad (14)$$

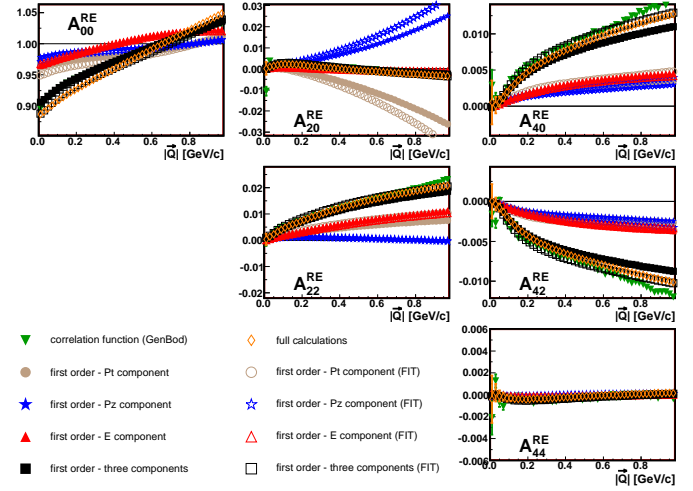


FIG. 10: $A_{l,m}$ ’s from 18-pion GENBOD-generated events. Green inverted triangles (often underneath black squares) is the correlation function (measured in PRF) from GENBOD. Filled brown circles, filled blue stars and filled red triangles show, respectively, the “ p_T ,” “ p_z ,” and “ E ” terms, defined in Equation 11; black filled squares show their sum. Open symbols of the same shape and color (identified as “FIT” in the legend) show corresponding terms, except with weights (see Equation 13) adjusted to maximize agreement between the open black squares and the simulation.

etc. Then, thanks to the linearity of Equation 12 and the orthonormality of $Y_{l,m}$ ’s, the measured $A_{l,m}$ ’s themselves are similarly just weighted sums of harmonics

$$A_{l,m}(Q) = \delta_{l,0} \cdot (1 - M_4^2/M_3) - M_1 \cdot A_{l,m}^{PT}(Q) - M_2 \cdot A_{l,m}^{PZ}(Q) - M_3 \cdot A_{l,m}^{(E-E)}(Q) + M_4 \cdot A_{l,m}^{(E+E)}(Q). \quad (15)$$

Treating Equation 15 as a fit, we have a few (say six, for $l \leq 4$) one-dimensional functions to fit with four adjustable weights.

A first example of such a fit is shown in Figure 10. Again the GENBOD simulation is compared to the first-order form of Equation 12. The filled circles, stars and triangles show the “ p_T ” (M_1), “ p_z ” (M_2), and “ E ” (M_3 and M_4) terms when the weights (Equation 13) are calculated directly from the events, as discussed in Section IV. Treating the M_i as adjustable parameters leads to a slightly different weighting of the terms, and a slightly better fit to the data.

Lest we forget, our original goal was not to understand EMCICs per se, but to extract the femtoscopic information from measured two-particle correlations. Assuming that the only non-femtoscopic correlations are EMCICs, one may simply add the femtoscopic terms (e.g. Gaussian in (q_o, q_s, q_l) space or whatever) to the fitting function in Equation 12 or 15. Common femtoscopic fitting functions usually contain ~ 5 parameters (e.g. R_{out}). In the imaging technique [17], one assumes the separation distribution is described by a sum of splines (rather than, say, a Gaussian); here, too, there are usually 4-5 fit parameters (spline weights). We have found that the number of fit parameters now must be doubled to account also for EMCICs. This is a non-trivial increase in analysis complexity. However, we keep in mind two points.

Firstly, the increased work is necessary. EMCICs (and possibly other important non-femtoscopic correlations) are present and increasingly relevant at low multiplicity. One option is to ignore them, as has sometimes been done in early high-energy experiments. However, with the new high-quality data and desire for high-detail understanding at RHIC, ignoring obvious features such as those seen in Figures 1 and 2 is clearly unacceptable. Perhaps a slightly better option is to invent an ad-hoc functional form with no real physical basis (and often manifestly wrong symmetry [cf 13]), which introduces new parameters in any case. We hope that the results here present a relatively painless, and considerably more responsible, third option.

Secondly, while the non-femtoscopic EMCICs are not confined to the large- Q region (an important point!), the femtoscopic correlations are confined to the small- Q region. Therefore, one hopes that the addition of four new parameters to the fit of the correlation function will not render the fit overly unwieldy. While we can not expect complete block-diagonalization of the fit covariance matrix, one hopes that the M_i are determined well enough at high Q that the femtoscopic fit parameters can be extracted at low Q .

VI. SUMMARY

To truly claim an understanding of the bulk nature of matter at RHIC and the LHC, a detailed picture of the dynamically-generated geometric substructure of the system created in heavy ion collisions is needed. It is believed that this substructure, and the matter itself, is dominated by strong collective flow. The most direct measure of this flow is a measurement of the space-momentum correlation (e.g. $R(m_T)$) it generates. The physics of this large system, and the signals it generates, should be compared to the physics dominating $p + p$ collisions, as is increasingly common in high- p_T studies at RHIC. For the small systems, however, non-femtoscopic effects contribute significantly to the correlation function, clouding the extraction and interpretation of the femtoscopic ones.

EMCICs, correlations generated by kinematic conservation

laws, are surely present and increasingly relevant as the event multiplicity is reduced. Using the code GENBOD to study correlation functions solely driven by EMCICs, we found highly non-trivial structures strongly influenced by event characteristics (multiplicity and energy) and kinematic particle selection.

We extended the work of Danielewicz and Ollitrault to include four-momentum conservation and applied it to correlation functions commonly used in femtoscopy. We found structures associated individually with the conservation of the four-momentum components, which interfere in nontrivial ways. Comparison of the analytic EMCIC calculations with the GENBOD simulation gave confidence that the approximations (e.g. “large” multiplicity N) entering into the calculation were sufficiently valid, at least for multiplicities considered here. We further showed that the full EMCIC calculation can safely be replaced with a first-order expansion in $1/N$.

Based on this first-order expansion, we developed a practical, straight-forward “experimentalist’s formula” to generate histograms from the data which are later used in a generalized fit to the measured correlation function, including EMCICs and femtoscopic correlations.

The huge systematics of results and interest in femtoscopy in heavy ion collisions is renewing similar interest in the space-time signals from $p + p$ collisions. Direct comparisons between the two systems are now possible at RHIC and have already produced intriguing (albeit preliminary) results. Very soon, $p + p$ collisions will be measured in the LHC experiments, and the heavy ion experimentalists will be eager to apply their tools. The femtoscopic tool is one of the best in the box—so long as we keep it sufficiently calibrated with respect to non-femtoscopic effects increasingly relevant in small systems.

We would like to thank the organizers of this workshop—most especially the tireless Dr. Sandra Padula—for arranging a enjoyable gathering of experts in a very productive environment. We wish to thank Drs. Ulrich Heinz, Adam Kisiel, Konstantin Mikhaylov, Jean-Yves Ollitrault, and Alexey Stavinisky for important suggestions and insightful discussions.

-
- [1] Jean-Yves Ollitrault. *Phys. Rev. D* 46:229–245, 1992
 - [2] J. Adams et al. *nucl-ex/0501009*
 - [3] K. Adcox et al. *nucl-ex/0410003*
 - [4] B. B. Back et al. *nucl-ex/0410022*
 - [5] I. Arsene et al. *nucl-ex/0410020*
 - [6] M.A. Lisa, S. Pratt, R. Soltz, and U. Wiedemann. *Ann. Rev. Nucl. Part. Sci.* 55:311, 2005
 - [7] S. Pratt. *Phys. Rev. Lett.* 53:1219–1221, 1984
 - [8] F. Retiere and M.A. Lisa. *Phys. Rev. C* 70:044907, 2004
 - [9] Gideon Alexander. *Rept. Prog. Phys.* 66:481–522, 2003
 - [10] W. Kittel and E. A. De Wolf. Hackensack, USA: World Scientific (2005) 652 p
 - [11] Z. Chajęcki. *Nucl. Phys. A* 774:599–602, 2006
 - [12] Z. Chajęcki, T. D. Gutierrez, M. A. Lisa, and M. Lopez-Noriega. *nucl-ex/0505009*
 - [13] Z. Chajęcki. *AIP Conf. Proc.* 828:566–571, 2006
 - [14] F. James. CERN-68-15
 - [15] P. Danielewicz et al. *Phys. Rev. C* 38:120–134, 1988
 - [16] Nicolas Borghini, Phuong Mai Dinh, and Jean-Yves Ollitrault. *Phys. Rev. C* 62:034902, 2000
 - [17] D.A. Brown and P. Danielewicz. *Phys. Lett. B* 398:252–258, 1997
 - [18] The authors thank U. Heinz for showing that on-shell conditions do not cause major complications in the extension to the formula to include energy conservation.
 - [19] This raises the issue of whether conservation of p_z and energy are negligible for v_2 measurements, as has been assumed.