

HBT shape analysis with q-cumulants

H.C. Eggers¹ and P. Lipa²

¹ *Department of Physics, University of Stellenbosch, 7602 Stellenbosch, South Africa*

² *Arizona Research Laboratories, Division of Neural Systems,
Memory and Ageing, University of Arizona, Tucson AZ 85724, USA.*

Taking up and extending earlier suggestions, we show how two- and threedimensional shapes of second-order HBT correlations can be described in a multivariate Edgeworth expansion around gaussian ellipsoids, with expansion coefficients, identified as the cumulants of pair momentum difference \mathbf{q} , acting as shape parameters. Off-diagonal terms dominate both the character and magnitude of shapes. Cumulants can be measured directly and so the shape analysis has no need for fitting.

Keywords: particle correlations, intensity interferometry

I. INTRODUCTION

Early measurements of the Hanbury-Brown Twiss (HBT) effect made use of momentum differences in one dimension, for example the four-momentum difference q_{inv} [1]. The huge experimental statistics now available permits measurement of the effect in the three-dimensional space of vector momentum differences $\mathbf{q} = \mathbf{p}_1 - \mathbf{p}_2$ and, in many cases, also its dependence on the average pair momentum $\mathbf{K} = (\mathbf{p}_1 + \mathbf{p}_2)/2$. Increasing attention has therefore been paid in the last decade to the second-order correlation function in its full six-dimensional form,

$$C_2(\mathbf{q}, \mathbf{K}) = 1 + R_2(\mathbf{q}, \mathbf{K}) \quad (1)$$

$$= \frac{\int d\mathbf{p}_1 d\mathbf{p}_2 \rho(\mathbf{p}_1, \mathbf{p}_2) \delta(\mathbf{p}_1 - \mathbf{p}_2 - \mathbf{q}) \delta(\frac{1}{2}(\mathbf{p}_1 + \mathbf{p}_2) - \mathbf{K})}{\int d\mathbf{p}_1 d\mathbf{p}_2 \rho^{\text{ref}}(\mathbf{p}_1, \mathbf{p}_2) \delta(\mathbf{p}_1 - \mathbf{p}_2 - \mathbf{q}) \delta(\frac{1}{2}(\mathbf{p}_1 + \mathbf{p}_2) - \mathbf{K})},$$

with ρ the density of like-sign pairs in sibling events and ρ^{ref} the event-mixing reference. While C_2 data can be visualised and quantified reasonably well in two dimensions [2, 3], it is harder to quantify three- or higher-dimensional correlations. Projections onto marginal distributions are inadequate [4], while sets of conditional distributions (“slices”) require many plots and miss cross-slice features.

Under these circumstances, efforts to quantify the shape of the multidimensional correlation function with Edgeworth expansions [5, 6] or spherical harmonics [4] represent welcome progress. More ambitious programmes seek to extend connections between gaussian source functions and the “radius parameters” of the correlation function to sets of higher-order coefficients using imaging techniques [7, 8, 9] and cartesian harmonics [10].

In this contribution, we extend the Edgeworth expansion solution proposed in [5, 6] to a fully multivariate form, including cross terms. Generically, the intention is to expand a measured normalised probability density $f(\mathbf{q})$ in terms of a reference density $f_0(\mathbf{q})$ and its derivatives,

$$f(\mathbf{q}) = f_0(\mathbf{q}) \{ \text{Edgeworth expansion in } \mathbf{q} \}, \quad (2)$$

so as to characterise $f(\mathbf{q})$ by its expansion coefficients. While we have previously made use of a discrete multivariate Edgeworth form with poissonian reference f_0 to describe multiplicity distributions [11], the shape analysis of R_2 requires the

more traditional continuous version [12] with a gaussian reference f_0 . For the purpose of analysing the shape of the experimental correlation function in HBT, we hence define the measured nongaussian probability density as

$$f(\mathbf{q}, \mathbf{K}) = \frac{R_2(\mathbf{q}, \mathbf{K})}{\int d\mathbf{q} R_2(\mathbf{q}, \mathbf{K})}, \quad (3)$$

where $R_2(\mathbf{q})$ is itself a normalised cumulant of pair counts [13]. For the reference distribution (null case), we take the multivariate gaussian, which in its most general form is

$$f_0(\mathbf{q}, \mathbf{K}) = \frac{\exp[-\frac{1}{2}(q_i - \lambda_i)(\lambda^{-1})_{ij}(q_j - \lambda_j)]}{(2\pi)^{D/2}(\det \lambda)^{1/2}}, \quad (4)$$

where D is the dimensionality of \mathbf{q} , Einstein summation convention is used (here and throughout this paper), the λ_i are the first “q-cumulants” of f_0 [14, 15],

$$\lambda_i(\mathbf{K}) = \int d\mathbf{q} f_0(\mathbf{q}, \mathbf{K}) q_i, \quad (5)$$

$\lambda_{ij}(\mathbf{K})$ is the covariance matrix (the set of second-order q-cumulants) in the components of \mathbf{q} ,

$$\lambda_{ij}(\mathbf{K}) = (\int d\mathbf{q} f_0 q_i q_j) - (\int d\mathbf{q} f_0 q_i) (\int d\mathbf{q} f_0 q_j), \quad (6)$$

and λ_{ij}^{-1} the inverse matrix. While we suppress \mathbf{K} in our notation from now on, all results are valid for \mathbf{K} -dependent first moments λ_i and covariance matrix elements λ_{ij} .

II. REFERENCE DISTRIBUTION

The vector difference is normally decomposed into components $\mathbf{q} = (q_1, q_2, q_3) = (q_o, q_s, q_l)$ in the usual (out, side, long) coordinate system; for illustrative purposes we will also make use of a two-dimensional vector $\mathbf{q} = (q_1, q_2)$. (This is not the two-dimensional decomposition into (q_t, q_l) used in some experimental HBT analyses [2, 3], because $q_t = (q_o^2 + q_s^2)^{1/2}$ is always positive, while (q_1, q_2) in our two-dimensional example can be positive or negative.) For the two-dimensional decomposition, the covariance matrix

$$\lambda = \begin{pmatrix} \lambda_{11} & \lambda_{12} \\ \lambda_{12} & \lambda_{22} \end{pmatrix} \quad (7)$$

has the inverse

$$\lambda^{-1} = \begin{pmatrix} \frac{1}{\chi\sigma_1^2} & \frac{-\rho}{\chi\sigma_1\sigma_2} \\ \frac{-\rho}{\chi\sigma_1\sigma_2} & \frac{1}{\chi\sigma_2^2} \end{pmatrix}, \quad (8)$$

where we have introduced standard deviations $\sigma_i = \sqrt{\lambda_{ii}}$ as well as the Pearson correlation coefficient $\rho = \sigma_{12}^2/(\sigma_1\sigma_2) = \lambda_{12}/\sqrt{\lambda_{11}\lambda_{22}}$ and $\chi = 1 - \rho^2$ [12, 16]. Similarly, in three di-

mensions the covariance matrix

$$\lambda = \begin{pmatrix} \lambda_{oo} & \lambda_{os} & \lambda_{ol} \\ \lambda_{os} & \lambda_{ss} & \lambda_{sl} \\ \lambda_{ol} & \lambda_{sl} & \lambda_{ll} \end{pmatrix} \quad (9)$$

has the general inverse

$$\lambda^{-1} = \frac{1}{\det\lambda} \begin{pmatrix} \lambda_{ll}\lambda_{ss} - \lambda_{sl}^2 & \lambda_{ol}\lambda_{sl} - \lambda_{ll}\lambda_{os} & \lambda_{os}\lambda_{sl} - \lambda_{ol}\lambda_{ss} \\ \lambda_{ol}\lambda_{sl} - \lambda_{ll}\lambda_{os} & \lambda_{ll}\lambda_{oo} - \lambda_{ol}^2 & \lambda_{ol}\lambda_{os} - \lambda_{oo}\lambda_{sl} \\ \lambda_{os}\lambda_{sl} - \lambda_{ol}\lambda_{ss} & \lambda_{ol}\lambda_{os} - \lambda_{oo}\lambda_{sl} & \lambda_{oo}\lambda_{ss} - \lambda_{os}^2 \end{pmatrix} \quad (10)$$

$$= \frac{1}{\det\lambda} \begin{pmatrix} \sigma_s^2\sigma_l^2(1-\rho_{sl}^2) & -\sigma_o\sigma_s\sigma_l^2(\rho_{os} - \rho_{ol}\rho_{sl}) & -\sigma_o\sigma_s^2\sigma_l(\rho_{ol} - \rho_{os}\rho_{sl}) \\ -\sigma_o\sigma_s\sigma_l^2(\rho_{os} - \rho_{ol}\rho_{sl}) & \sigma_o^2\sigma_l^2(1-\rho_{ol}^2) & -\sigma_o^2\sigma_s\sigma_l(\rho_{sl} - \rho_{os}\rho_{ol}) \\ -\sigma_o\sigma_s^2\sigma_l(\rho_{ol} - \rho_{os}\rho_{sl}) & -\sigma_o^2\sigma_s\sigma_l(\rho_{sl} - \rho_{os}\rho_{ol}) & \sigma_o^2\sigma_s^2(1-\rho_{os}^2) \end{pmatrix}. \quad (11)$$

where $\rho_{ij} = \sigma_{ij}^2/(\sigma_i\sigma_j)$ and the determinant is given by

$$\det\lambda = \lambda_{oo}\lambda_{ss}\lambda_{ll} - \lambda_{oo}\lambda_{sl}^2 - \lambda_{ss}\lambda_{ol}^2 - \lambda_{ll}\lambda_{os}^2 + 2\lambda_{os}\lambda_{ol}\lambda_{sl} = \sigma_o^2\sigma_s^2\sigma_l^2(1 - \rho_{sl}^2 - \rho_{ol}^2 - \rho_{os}^2 + 2\rho_{os}\rho_{ol}\rho_{sl}). \quad (12)$$

For azimuthally symmetric sources [17], $\rho_{os} = \rho_{sl} = 0$, so that the inverse simplifies to

$$\lambda^{-1} = \begin{pmatrix} \frac{1}{\chi\sigma_o^2} & 0 & \frac{-\rho_{ol}}{\chi\sigma_o\sigma_l} \\ 0 & \frac{1}{\sigma_s^2} & 0 \\ \frac{-\rho_{ol}}{\chi\sigma_o\sigma_l} & 0 & \frac{1}{\chi\sigma_l^2} \end{pmatrix} \equiv \begin{pmatrix} 2R_{oo}^2 & 0 & 2R_{ol}^2 \\ 0 & 2R_{ss}^2 & 0 \\ 2R_{ol}^2 & 0 & 2R_{ll}^2 \end{pmatrix} \quad (13)$$

Identifying in the second part of Eq. (13) the inverse cumulant matrix with the usual radii R_{ij}^2 of the parametrisation $f_0 \sim \exp[-\sum_{ij} R_{ij}^2 q_i q_j]$, we note that the notation R_{ol}^2 is misleading in that a positive covariance between the out and long directions, $\rho_{ol} > 0$, results in a negative R_{ol}^2 .

III. MULTIVARIATE EDGEWORTH EXPANSION

A. Derivation

In order to derive the Edgeworth expansion, we need to distinguish between the moments and cumulants of $f_0(\mathbf{q})$ and $f(\mathbf{q})$ respectively. The cumulants of the reference f_0 have been fully specified already: the order-1 and 2 cumulants are the set of (initially free) parameters λ_i and λ_{ij} respectively, while all cumulants of order 3 or higher vanish identically [12] for the gaussian reference (4). For the measured nongaussian $f(\mathbf{q})$, we denote the first- and second-order moments as

$\mu_i = \int d\mathbf{q} f(\mathbf{q}) q_i$, and $\mu_{ij} = \int d\mathbf{q} f(\mathbf{q}) q_i q_j$, and in general

$$\mu_{ijk\dots} = \int d\mathbf{q} f(\mathbf{q}) q_i q_j q_k \dots \quad (14)$$

Cumulants $\kappa_{ijk\dots}$ of $f(\mathbf{q})$ are found from these moments by inverting the generic moment-cumulant relations [12]

$$\mu_i = \kappa_i, \quad (15)$$

$$\mu_{ij} = \kappa_{ij} + \kappa_i\kappa_j, \quad (16)$$

$$\begin{aligned} \mu_{ijk} &= \kappa_{ijk} + \kappa_i\kappa_{jk} + \kappa_j\kappa_{ki} + \kappa_k\kappa_{ij} + \kappa_i\kappa_j\kappa_k, \\ &= \kappa_{ijk} + \kappa_i\kappa_{jk}[3] + \kappa_k\kappa_j\kappa_k, \end{aligned} \quad (17)$$

where we have introduced the notation [3] to indicate the number of index partitions, and therefore terms, of a given combination of κ 's. The relations of order 4, 5 and 6, which we will need in a moment, are

$$\mu_{ijkl} = \kappa_{ijkl} + \kappa_i\kappa_{jkl}[4] + \kappa_{ij}\kappa_{kl}[3] \quad (18)$$

$$+ \kappa_i\kappa_j\kappa_{kl}[6] + \kappa_i\kappa_j\kappa_k\kappa_l,$$

$$\mu_{ijklm} = \kappa_{ijklm} + \kappa_i\kappa_{jklm}[5] + \kappa_{ij}\kappa_{klm}[10] \quad (19)$$

$$+ \kappa_i\kappa_j\kappa_{klm}[10] + \kappa_i\kappa_j\kappa_{lm}[15]$$

$$+ \kappa_i\kappa_j\kappa_k\kappa_{lm}[10] + \kappa_i\kappa_j\kappa_k\kappa_l\kappa_m,$$

$$\mu_{ijklmn} = \kappa_{ijklmn} + \kappa_i\kappa_{jklmn}[6] + \kappa_{ij}\kappa_{klmn}[15] \quad (20)$$

$$+ \kappa_i\kappa_j\kappa_{klmn}[15] + \kappa_{ijk}\kappa_{lmn}[10] + \kappa_i\kappa_j\kappa_k\kappa_{lmn}[60]$$

$$+ \kappa_i\kappa_j\kappa_k\kappa_{lmn}[20] + \kappa_{ij}\kappa_k\kappa_{lmn}[15] + \kappa_i\kappa_j\kappa_k\kappa_{lmn}[45]$$

$$+ \kappa_i\kappa_j\kappa_k\kappa_l\kappa_{mn}[15] + \kappa_i\kappa_j\kappa_k\kappa_l\kappa_m\kappa_n.$$

For identical particles, all moments and cumulants are fully symmetric under index permutation.

The derivation of the Edgeworth expansion starts with the generic Gram-Charlier series [12, 18, 19], which is expressed in terms of differences between the measured and reference cumulants

$$\eta_i = \kappa_i - \lambda_i, \quad (21)$$

$$\eta_{ij} = \kappa_{ij} - \lambda_{ij}, \quad (22)$$

$$\eta_{ijk} = \kappa_{ijk} - \lambda_{ijk} \quad \text{etc.}, \quad (23)$$

and moment-like entities $\zeta_{ijk\dots}$ which are related to the $\eta_{ijk\dots}$ by the same moment-cumulant relations (15)–(20), i.e.

$$\zeta_i = \eta_i = \kappa_i - \lambda_i, \quad (24)$$

$$\zeta_{ij} = \eta_{ij} + \eta_i \eta_j = (\kappa_{ij} - \lambda_{ij}) + (\kappa_i - \lambda_i)(\kappa_j - \lambda_j), \quad (25)$$

and so on. The Gram-Charlier series

$$\frac{f(\mathbf{q})}{f_0(\mathbf{q})} = 1 + \zeta_i h_i(\mathbf{q}) + \frac{1}{2!} \zeta_{ij} h_{ij}(\mathbf{q}) + \frac{1}{3!} \zeta_{ijk} h_{ijk}(\mathbf{q}) + \dots \quad (26)$$

is an expansion in terms of the ζ s and partial derivatives

$$h_i(\mathbf{q}) = -\frac{1}{f_0} \frac{\partial f_0}{\partial q_i}, \quad (27)$$

$$h_{ij}(\mathbf{q}) = +\frac{1}{f_0} \frac{\partial^2 f_0}{\partial q_i \partial q_j}, \quad (28)$$

$$h_{ijk}(\mathbf{q}) = -\frac{1}{f_0} \frac{\partial^3 f_0}{\partial q_i \partial q_j \partial q_k} \quad \text{etc.}, \quad (29)$$

which for gaussian f_0 are called hermite tensors; they will be discussed below.

The generic Gram-Charlier series is reduced to a simpler HBT Edgeworth series in three steps. First, the freedom of choice for the parameters λ_i and λ_{ij} of the reference distribution (4) allows us to set these to the values obtained from the measured distribution; i.e. we are free to set $\lambda_i \equiv \kappa_i$ and $\lambda_{ij} \equiv \kappa_{ij}$, so that $\eta_i = \eta_{ij} = 0$ and hence $\zeta_i = \zeta_{ij} = 0$.

Second, we make use of the fact that all cumulants of order 3 or higher are identically zero for the gaussian distribution, $\lambda_{ijk} = \lambda_{ijkl} = \dots = 0$, so that $\zeta_{ijk} = \kappa_{ijk}$, $\zeta_{ijkl} = \kappa_{ijkl}$, $\zeta_{ijklm} = \kappa_{ijklm}$ and in sixth order $\zeta_{ijklmn} = \kappa_{ijklmn} + \kappa_{ijk} \kappa_{lmn}$ [10].

Finally, the contribution to the correlation function $C_2(\mathbf{q})$ of the momentum difference $\mathbf{q}_{\alpha\beta} = \mathbf{p}_{\alpha=1} - \mathbf{p}_{\beta=2}$ of a given pair of identical particles (α, β) is always balanced by an identical but opposite contribution $\mathbf{q}_{\beta\alpha} = \mathbf{p}_{\beta=1} - \mathbf{p}_{\alpha=2} = -\mathbf{q}_{\alpha\beta}$ by the same pair, so that $C_2(\mathbf{q})$ must be exactly symmetric under “ \mathbf{q} -parity”,

$$C_2(-\mathbf{q}) = C_2(\mathbf{q}). \quad (30)$$

This implies that all moments and cumulants of odd order of the measured $f(\mathbf{q})$ must be identically zero, $\kappa_{ijk} = \kappa_{ijklm} \equiv 0$, so that terms of third and fifth order and the $\kappa_{ijk} \kappa_{lmn}$ contribution to sixth order are also eliminated.

The end result of these simplifications is a multivariate Edgeworth series in which only terms of fourth and sixth order survive,

$$\frac{f(\mathbf{q})}{f_0(\mathbf{q})} = 1 + \frac{1}{4!} \kappa_{ijkl} h_{ijkl}(\mathbf{q}) + \frac{1}{6!} \kappa_{ijklmn} h_{ijklmn}(\mathbf{q}) + \dots \quad (31)$$

For three-dimensional \mathbf{q} , there are 81 terms in the fourth-order sum and 729 in sixth order, but due to the symmetry of both the κ and h , many of these are the same. Defining $n = n_1 + n_2 + n_3$, we introduce the “occupation number” notation

$$H_{n_1 n_2 n_3} = \frac{1}{f_0} \frac{(-1)^n \partial^n f_0}{(\partial q_1)^{n_1} (\partial q_2)^{n_2} (\partial q_3)^{n_3}}, \quad (32)$$

and correspondingly define cumulants $C_{n_1 n_2 n_3}$ as $\kappa_{i_1 i_2 \dots i_n}$ with n_1 occurrences of the index 1, n_2 occurrences of 2, and n_3 occurrences of 3 in $(i_1 \dots i_n)$, e.g. $C_{121} = \kappa_{1223} = \kappa_{3122} = \dots$. Similar definitions hold for $H_{n_1 n_2}$ and $C_{n_1 n_2}$ for the two-dimensional case. Combining terms in (31), we obtain for the two- and three-dimensional cases respectively,

$$\begin{aligned} \frac{f(\mathbf{q})}{f_0(\mathbf{q})} = & 1 + \frac{1}{4!} \{ C_{40} H_{40}[2] + 4C_{31} H_{31}[2] + 6C_{22} H_{22} \} \\ & + \frac{1}{6!} \{ C_{60} H_{60}[2] + 6C_{51} H_{51}[2] \\ & + 15C_{42} H_{42}[2] + 20C_{33} H_{33} \} + \dots \quad (33) \end{aligned}$$

$$\begin{aligned} \frac{f(\mathbf{q})}{f_0(\mathbf{q})} = & 1 + \frac{1}{4!} \{ C_{400} H_{400}[3] + 4C_{310} H_{310}[6] \\ & + 6C_{220} H_{220}[3] + 12C_{211} H_{211}[3] \} \\ & + \frac{1}{6!} \{ C_{600} H_{600}[3] + 6C_{510} H_{510}[6] \\ & + 15C_{420} H_{420}[6] + 30C_{411} H_{411}[3] \\ & + 20C_{330} H_{330}[3] + 60C_{321} H_{321}[6] \\ & + 90C_{222} H_{222} \} + \dots \quad (34) \end{aligned}$$

where the square brackets here indicate the number of distinct cumulants related by index permutation to those shown. In two dimensions, we therefore have 5 distinct cumulants of fourth order and 7 of sixth order, while in three dimensions there are 15 distinct fourth-order and 28 sixth-order cumulants respectively. We note that these cumulants can be nonzero even when the reference gaussian is uncorrelated, i.e. even if the Pearson coefficients are zero.

B. Hermite tensors

In the Edgeworth series (33) and (34), the cumulants C are coefficients fixed by direct measurement, while the hermite tensors H are, through eqs. (27)–(29) and explicit derivatives of (4), known functions of \mathbf{q} . Defining dimensionless variables

$$z_i = \frac{q_i}{\sigma_i} \quad (35)$$

which can also be written in terms of the usual radii as $z_i = \sqrt{2} q_i R_{ii}$, the lowest-order hermite tensors are, for the azimuthally symmetric out-side-long system,

$$h_1 = H_{100} = \frac{z_1 - \rho z_3}{\chi \sigma_1}, \quad (36)$$

$$h_2 = H_{010} = \frac{z_2}{\sigma_2}, \quad (37)$$

$$h_3 = H_{001} = \frac{z_3 - \rho z_1}{\chi \sigma_3}. \quad (38)$$

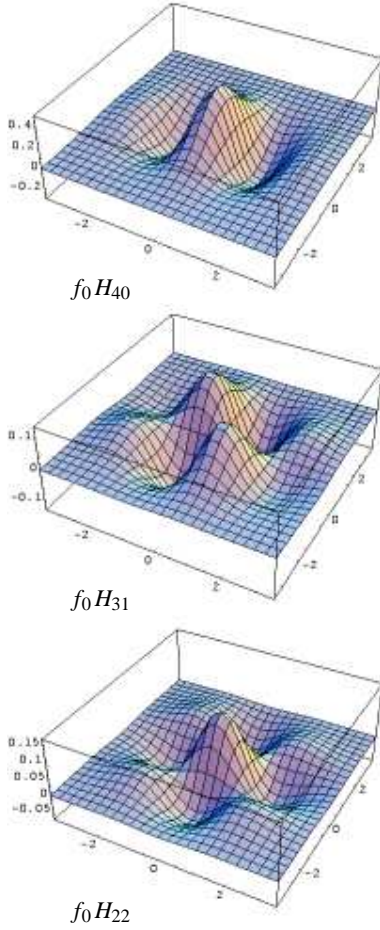


FIG. 1: Surface plots of Gaussians times individual hermite tensors, $f_0 H_{n_1 n_2}$ in two dimensions. Tensors H_{04} and H_{13} are images of H_{40} and H_{31} mirrored through the $z_1 = z_2$ diagonal. Axis labels are in units of $\sqrt{2}\sigma_i$.

Fourth-order derivatives (32) of the gaussian (4) yield,

$$H_{400} = h_1^4 - 6h_1^2\lambda_{11}^{-1} + 3\lambda_{11}^{-1}\lambda_{11}^{-1}, \quad (39)$$

$$H_{040} = h_2^4 - 6h_2^2\lambda_{22}^{-1} + 3\lambda_{22}^{-1}\lambda_{22}^{-1}, \quad (40)$$

$$H_{004} = h_3^4 - 6h_3^2\lambda_{33}^{-1} + 3\lambda_{33}^{-1}\lambda_{33}^{-1}, \quad (41)$$

$$H_{310} = h_1^3 h_2 - 3h_1 h_2 \lambda_{11}^{-1}, \quad (42)$$

$$H_{130} = h_2^3 h_1 - 3h_1 h_2 \lambda_{22}^{-1}, \quad (43)$$

$$H_{013} = h_3^3 h_2 - 3h_2 h_3 \lambda_{33}^{-1}, \quad (44)$$

$$H_{031} = h_2^3 h_3 - 3h_2 h_3 \lambda_{22}^{-1}, \quad (45)$$

$$H_{301} = h_1^3 h_3 - 3h_1 h_3 \lambda_{11}^{-1} - 3h_1^2 \lambda_{13}^{-1} + 3\lambda_{11}^{-1} \lambda_{13}^{-1}, \quad (46)$$

$$H_{103} = h_3^3 h_1 - 3h_1 h_3 \lambda_{33}^{-1} - 3h_2^2 \lambda_{13}^{-1} + 3\lambda_{33}^{-1} \lambda_{13}^{-1}, \quad (47)$$

$$H_{220} = h_1^2 h_2^2 - h_1^2 \lambda_{22}^{-1} - h_2^2 \lambda_{11}^{-1} + \lambda_{11}^{-1} \lambda_{22}^{-1}, \quad (48)$$

$$H_{022} = h_2^3 h_2^2 - h_2^3 \lambda_{22}^{-1} - h_2^2 \lambda_{33}^{-1} + \lambda_{22}^{-1} \lambda_{33}^{-1}, \quad (49)$$

$$H_{202} = h_1^2 h_3^2 - h_1^2 \lambda_{33}^{-1} - h_2^2 \lambda_{11}^{-1} - 4h_1 h_3 \lambda_{13}^{-1} + \lambda_{11}^{-1} \lambda_{33}^{-1} + 2\lambda_{13}^{-1} \lambda_{13}^{-1}, \quad (50)$$

$$H_{211} = h_1^2 h_2 h_3 - 2h_1 h_2 \lambda_{13}^{-1} - h_2 h_3 \lambda_{11}^{-1}, \quad (51)$$

$$H_{112} = h_1 h_2 h_3^2 - 2h_2 h_3 \lambda_{13}^{-1} - h_1 h_2 \lambda_{33}^{-1}, \quad (52)$$

$$H_{121} = h_1 h_2^2 h_3 - h_2^2 \lambda_{13}^{-1} - h_1 h_3 \lambda_{22}^{-1} + \lambda_{22}^{-1} \lambda_{13}^{-1}, \quad (53)$$

where the inverse cumulant elements λ_{ij}^{-1} are functions of the parameters λ_i and λ_{ij} that can be read off from Eq. (13). The differences between various permutations of $(n_1 n_2 n_3)$ above arise from the fact that $\lambda_{12}^{-1} = \lambda_{23}^{-1} = 0$ for azimuthal symmetry.

Note that only one of the above hermite tensors can be written in terms of hermite polynomials at this level of generality, namely $H_{040} = H_4(z_2)/\sigma_2^4$. Generally, the hermite tensors factorise into products of hermite polynomials $H_n(z_i)$ only if all Pearson coefficients ρ_{ij} in the gaussian reference are zero,

$$H_{n_1 n_2 n_3}(\rho_{ij}=0) = \prod_{i=1}^D \frac{H_{n_i}(z_i)}{\sigma_i^{n_i}}. \quad (54)$$

In sixth order, the tensors are generically

$$h_{ijklmn} = h_i h_j h_k h_l h_m h_n - h_i h_j h_k h_l \lambda_{mn}^{-1} [15] + h_i h_j h_k \lambda_{kl}^{-1} \lambda_{mn}^{-1} [45] - \lambda_{ij}^{-1} \lambda_{kl}^{-1} \lambda_{mn}^{-1} [15] \quad (55)$$

where again the square brackets indicate the number of distinct index partitions. Sixth-order tensors $H_{n_1 n_2 n_3}$ can then be constructed from these as usual, for example

$$H_{600} = h_1^6 - 15h_1^4 \lambda_{11}^{-1} + 45h_1^2 (\lambda_{11}^{-1})^2 - 15(\lambda_{11}^{-1})^3 \quad (56)$$

which closely resembles the Hermite polynomial $H_6(z) = z^6 - 15z^4 + 45z^2 - 15$ but reduces to the latter only when $\rho_{ol} = 0$ and hence $\lambda_{11}^{-1} = 1/\sigma_1^2$.

C. A gallery of shapes

In Fig. 1, we show surface plots for individual fourth-order hermite tensors times the two-dimensional reference gaussian, $f_0 H_{n_1 n_2}$, with ρ set to zero. As these are plotted in terms of $\sqrt{2}z_i = \sqrt{2}q_i/\sigma_i$ [20], the axes are scaled by the standard deviations, meaning that all gaussians with $\rho = 0$ will be circular in (z_1, z_2) plots. The individual hermite tensors clearly reflect the symmetry of their respective occupation number indices n_i and probe different parts of the (z_1, z_2) phase space as shown. Comparing the fourth-order terms of Fig. 1 with the sixth-order ones of Fig. 2, we note that the latter probe regions up to several $\sqrt{2}\sigma_i$.

In order to exhibit the influence of combinatoric factors, we show in Fig. 3 individual terms of the two-dimensional Edgeworth series (33) in the form $f_0(\mathbf{q})(1 + F_{n_1 n_2} C_{n_1 n_2} H_{n_1 n_2}(\mathbf{q}))$, where the combinatoric factors $F_{n_1 n_2}$ are fixed in (33). All fourth- and sixth-order cumulants $C_{n_1 n_2}$ have been set to 1.0 and 2.0 respectively. (This is obviously for illustrative purposes only; in real data, smaller values are expected and shapes will be more gaussian than those shown here.) The plots for H_{31} and H_{13} illustrate the correspondence between index permutation and symmetry about the $z_1 = z_2$ axis. We

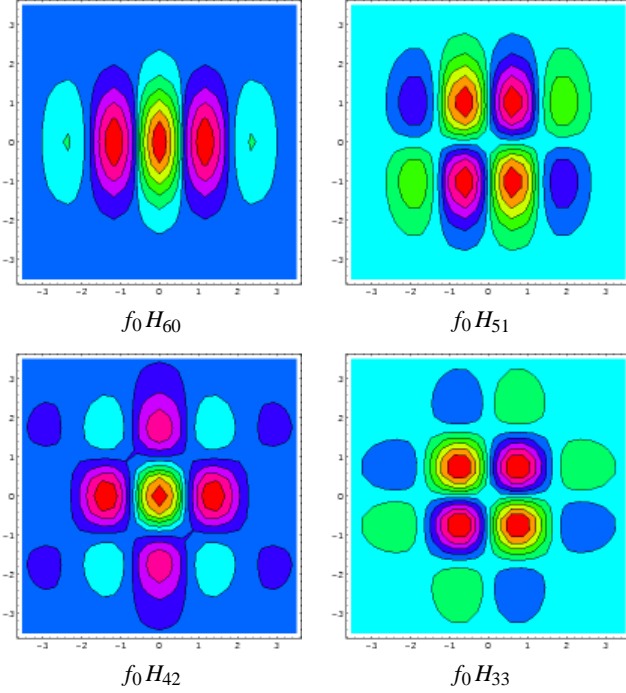


FIG. 2: Contour plots of Gaussians times individual sixth-order hermite tensors, $f_0 H_{n_1 n_2}$ in two dimensions. Red-green (light grey) areas represent hills while blue-red (dark grey) areas are valleys. Note how regions of phase space at a distance of several σ_i from the peak are probed.

note that the diagonal terms H_{n_0} have little influence on the overall shape, while the off-diagonal ones have a larger effect, not least because of the combinatoric prefactors.

Testing the influence of fourth- versus sixth-order terms, we show in Fig. 4 some “partial” two-dimensional Edgeworth series including only fourth-order terms, only sixth-order terms, and both orders; again, cumulants were set to the arbitrary values of 1 and 2 respectively.

In Fig. 5, a selection of shapes for individual terms $f_0(\mathbf{q})(1 + F_{n_1 n_2 n_3} C_{n_1 n_2 n_3} H_{n_1 n_2 n_3})$ of the three-dimensional Edgeworth expansion (34) is shown. While in the two-dimensional case full contour plots could be shown, the surfaces shown here in each case represent only a single contour. In Fig. 6, we show two examples with two selections of fourth-order cumulants nonzero; the shape obviously depends strongly on their selection and magnitude. Clearly, effects of the different cumulants on the overall shape often cancel out. We emphasize again that the shapes shown are for illustrative purposes only and do not represent real data.

IV. DISCUSSION

The multivariate Edgeworth expansions (33)–(34) appear to be a promising tool for quantitative shape analysis in HBT. While the real test will be to gauge their performance in actual data analysis, they do seem to have the right features and behaviour. A number of issues deserve further comment:

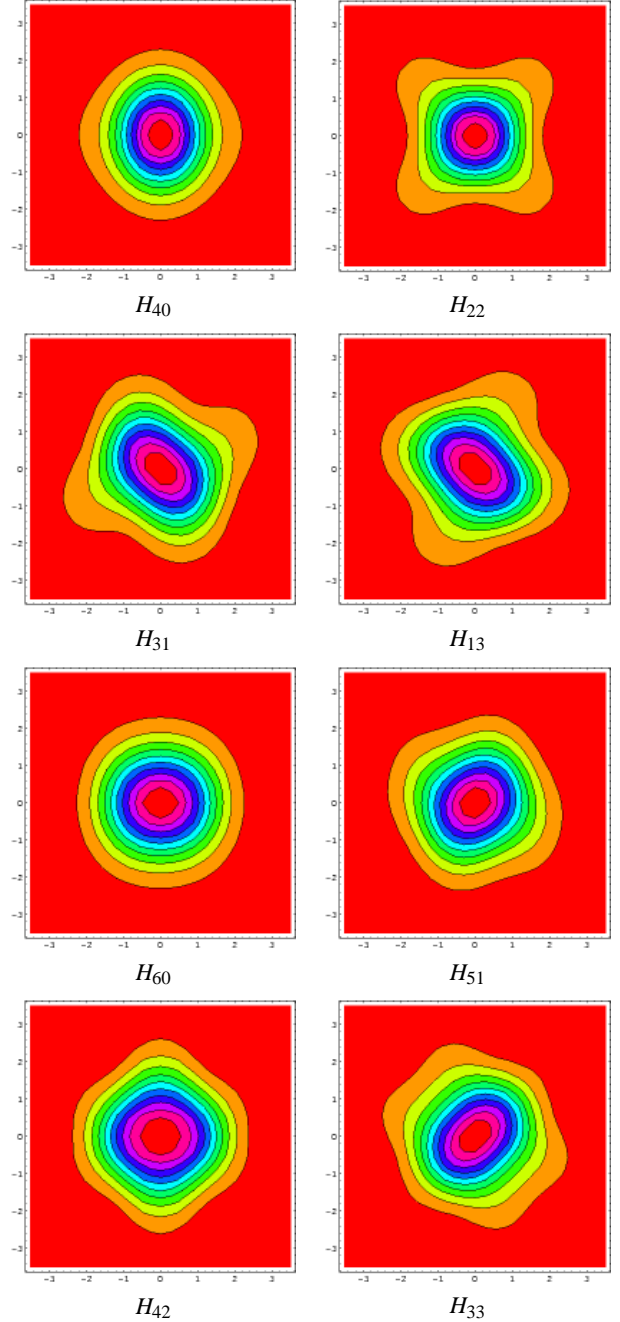


FIG. 3: Contour plots of some individual terms in the Edgeworth expansion (33) of the form $f_0(1 + F_{n_1 n_2} C_{n_1 n_2} H_{n_1 n_2})$. Arbitrary and unrealistically large values of $C_{n_1 n_2} = 1$ for fourth order and $C_{n_1 n_2} = 2$ for sixth order were chosen, while the combinatoric prefactors $F_{n_1 n_2}$ are fixed in (33). Both H_{31} and H_{13} are shown to exhibit their symmetry about the $z_1 = z_2$ diagonal.

1. It has been noted previously [14, 15] that the traditional radii of a gaussian-shaped $R_2(\mathbf{q})$ could be found by direct measurement rather than from fits. In the present formulation, this amounts to the direct measurement of the second-order cumulants λ_{ij} , which can be directly converted to “radius parameter” form via Eq. (13). Going beyond Refs. [14, 15], we suggest that higher-order

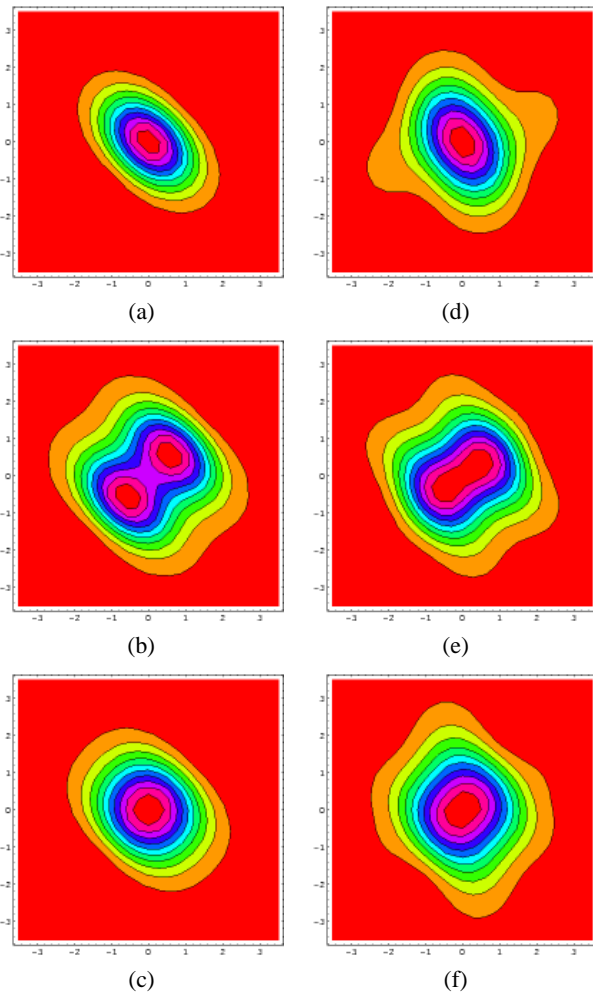


FIG. 4: Combined terms for the two-dimensional Edgeworth: fourth-order terms only in (a) and (d); sixth-order terms only in (b) and (e); and all terms in (c) and (f). Fourth-order cumulants were set arbitrarily to 1 and sixth-order ones to 2. In (a)–(c), all cumulants are equal and nonzero, while in (d)–(f), cumulants C_{04} , C_{13} , C_{06} , C_{15} and C_{24} were set to zero in order to illustrate the possibility of asymmetric shapes.

cumulants can be measured directly also.

2. Many people have rightly expressed concern that these radii do not adequately represent the true shapes and behaviour of HBT correlations. Our Edgeworth expansion confirms that such radii are clearly not the whole story, but that they do represent the appropriate lowest-order approximation (for gaussian reference) with respect to which nongaussian shapes should be measured.
3. We have demonstrated that it is imperative to write Edgeworth expansions in a fully multivariate way: the combinatoric prefactors $F_{n_1 n_2 n_3}$ in (34) are large for multivariate “off-diagonal” cumulants, while the influence of diagonal cumulants is strongly suppressed due to their small prefactors. The cumulant C_{211} , for example, has a weight 12 times larger than C_{400} , and indeed

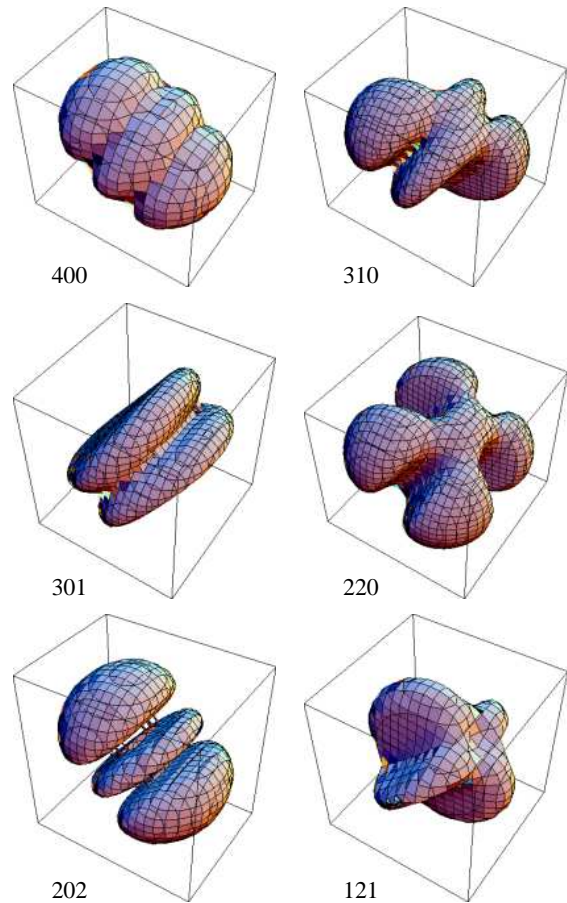


FIG. 5: Typical contours for three-dimensional terms $f_0(1 + F_{n_1 n_2 n_3} C_{n_1 n_2 n_3} H_{n_1 n_2 n_3})$ with indices as shown. Note that only a single contour is shown in each case.

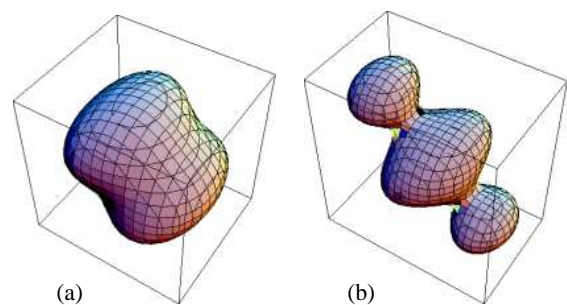


FIG. 6: (a) Typical contour plot for combined Edgeworth with cumulants C_{310} , C_{220} , C_{211} and their permutations set to 0.3 with all others (including 6th order) set to zero. (b) Combined Edgeworth with cumulants C_{220} , C_{202} , C_{002} , C_{211} , C_{121} , C_{112} set to 0.15 and all others to zero. Only single contours are shown.

the entire expansion is dominated by the off-diagonal cumulants. Furthermore, even large diagonal cumulants do not change the shape much, as a glance at Fig. 3 will confirm.

4. Deviations from gaussian shapes are consistently quantified by the sign and magnitude of higher-order cumu-

lants, which are identically zero for a null-case pure gaussian $f(\mathbf{q})$. The Edgeworth expansion using these cumulants, while recreating the shape of $f(\mathbf{q})$, therefore at the same time provides a quantitative framework for comparison of different shapes.

5. Operationally, we suggest a procedure of successive approximation, whereby in a first step all elements of the covariance matrix $\kappa_{ij} = \lambda_{ij}$ are measured, thereby determining all the σ 's and the Pearson coefficient; this is equivalent to the usual determination of radii. This is followed by measurement of the set of fourth-order cumulants $C_{n_1 n_2 n_3}$. The measured numbers for fourth-order cumulants then represent the basis for shape quantification and comparison. If statistics permit, sixth-order cumulants can be added as a further refinement.
6. The \mathbf{q} -cumulants proposed here are numbers rather than functions of \mathbf{q} . From the viewpoint of compactness of description, this will be an advantage compared to the shape decompositions in terms of spherical and cartesian harmonics [4, 10], in which each coefficient is a function of $|\mathbf{q}|$. It may, however, in some cases be better to see the detail provided by such functions.
7. The procedure outlined above involves no fits. This represents a major advantage over fit-based quantification in two ways:
 Firstly: In three-dimensional analysis, typical fits are dominated by phase space, i.e. by the fact that there are many more bins at intermediate and large $|\mathbf{q}|$ than at small $|\mathbf{q}|$. This dominance suppresses the influence of the most interesting region on the χ^2 for best-fit values of the parameters. In Ref. [3], for example, we found that the regions of intermediate $|\mathbf{q}|$ dominated the shape and quality of various fits.
 Secondly, as shown in Fig. 2, cumulants are sensitive to the tails of distributions, and they will hence access the same information as these fits and parametrisations, but in a more direct and sensitive way. It is well known that a direct fit to a probability distribution that is close to gaussian is an ineffective and inaccurate way to quantify nongaussian deviations, while cumulants do so in the most direct way possible.
8. It remains to be seen how the proposed procedure fares when the practical experimental difficulties of finding $f(\mathbf{q})$ and the higher-order cumulants come into play. Much will also depend on the size and accuracy of statistical errors. Fortunately, current sample sizes are large enough to warrant some optimism in this respect.
9. The traditional chaoticity parameter λ remains undetermined within the present Edgeworth framework, because it cancels already in the definition (3) of $f(\mathbf{q})$. For a given level of approximation (gaussian only, fourth-order cumulants, sixth-order), it and the overall normalisation factor γ may be recovered afterwards by using

(34) in a two-parameter fit mode using parametrisation

$$C_2(\mathbf{q}) = \gamma[1 + \lambda f_0(\mathbf{q}) \text{ (Edgeworth expansion)}]$$

with the previously experimentally-determined radii and $C_{n_1 n_2 n_3}$ treated as constants, with γ and λ the fit parameters.

10. We note the importance of the parity argument $C_2(-\mathbf{q}) = C_2(\mathbf{q})$ in eliminating odd-order terms in the Edgeworth expansion. The parity argument falls away, however, in variables where this symmetry does not arise; for example, any one-dimensional Edgeworth expansion involving only positive differences (e.g. in q_{inv}) would have to include third- and fifth-order terms.
 A corollary of the parity argument is that three-dimensional correlations may not be represented in terms of positive absolute values of the components (q_o, q_s, q_l) as this destroys the underlying symmetries. The best one can do to improve statistics is to combine bins that map onto each other under the transformation $\mathbf{q} \rightarrow -\mathbf{q}$ and thereby eliminate four of the eight octants in the three-dimensional (q_o, q_s, q_l) -space.
11. In the present formulation, any dependence on average pair momentum \mathbf{K} resides in the cumulants: all $\kappa_{ijk\dots}$, including the traditional radii and the Pearson coefficient, are in principle functions of \mathbf{K} .
12. The Edgeworth analysis set out in this contribution is based on a gaussian reference f_0 . Shapes that differ significantly from gaussian will not be described well in either the Edgeworth framework or the spherical or cartesian harmonics frameworks. One should not, for example, expect power laws such as a pure Coulomb wavefunction (whose square tails off like $|\mathbf{q}|^{-2}$) to work in a gaussian-based Edgeworth expansion. Indeed, it is known that large cumulants can lead to a situation where the truncated Edgeworth expansion of $f(\mathbf{q})$ becomes negative in some regions. It is therefore suitable only for shapes that do not deviate strongly from gaussians; for strong deviations, other expansions will become a necessity.
13. The Edgeworth framework is easily extended to the case of nonidentical particles. In that case, cumulants of all orders will have to be measured. It may well be that the fluctuations of lower-order quantities render the measurement of higher-order cumulants impossible, and great care will clearly have to be taken.

Acknowledgments

This work was funded in part by the South African National Research Foundation. HCE thanks the Tiger Eye Institute for hospitality and inspiration.

-
- [1] G. Goldhaber, S. Goldhaber, W. Lee and A. Pais, Phys. Rev. **120**, 300 (1960).
- [2] EHS/NA22 Collaboration, N. M. Agababyan et al., Z. Phys. C **71** (1996) 405.
- [3] H.C. Eggers, B. Buschbeck and F.J. October, Phys. Lett. **B635**, 280 (2006); hep-ex/0601039.
- [4] Z. Chajecski, T.D. Gutierrez, M.A. Lisa and M. Lopez-Noriega (STAR Collaboration), in: *21st Winter Workshop on Nuclear Dynamics*, Breckenridge CO, February 2005, nucl-ex/0505009.
- [5] S. Hegyi and T. Csörgő, Proc. Budapest Workshop on Relativistic Heavy Ion Collisions, preprint KFKI-1993-11; T. Csörgő, in: *Soft Physics and Fluctuations*, Proc. Cracow Workshop on Multiparticle Production, Cracow, 1993, ed. A. Białas, K. Fiałkowski, K. Zalewski and R.C. Hwa, World Scientific (1994), p. 175.
- [6] T. Csörgő and S. Hegyi, Phys. Lett. **B489**, 15 (2000).
- [7] D.A. Brown and P. Danielewicz, Phys. Lett. **B398**, 252 (1997); nucl-th/9701010.
- [8] D.A. Brown and P. Danielewicz, Phys. Rev. **C57**, 2474 (1998); nucl-th/9712066.
- [9] D.A. Brown et al., Phys. Rev. **C72** 054902 (2005); nucl-th/0507015.
- [10] P. Danielewicz and S. Pratt, Phys. Lett. **B618**, 60 (2005); nucl-th/0501003.
- [11] P. Lipa, H.C. Eggers and B. Buschbeck, Phys. Rev. D **53**, 4711 (1996); hep-ph/9604373.
- [12] A. Stuart and J.K. Ord *Kendall's Advanced Theory of Statistics*, 5th edition Vol. 1, Oxford University Press, New York (1987).
- [13] P. Carruthers, H.C. Eggers, and I. Sarcevic, Phys. Lett. **B254**, 258 (1991).
- [14] U.A. Wiedemann and U. Heinz, Phys. Rev. **C56**, 610 (1996); nucl-th/9610043.
- [15] U.A. Wiedemann and U. Heinz, Phys. Rev. **C56**, 3265 (1996); nucl-th/9611031.
- [16] B.R. Schlei, D. Strottman and N. Xu, Phys. Lett. **B420**, 1 (1998); nucl-th/9702011.
- [17] S. Chapman, J.R. Nix and U. Heinz, Phys. Rev. **C52**, 2694 (1995); nucl-th/9505032.
- [18] J.M. Chambers, Biometrika **54**, 367 (1967).
- [19] O.E. Barndorff-Nielsen, *Parametric Statistical Models and Likelihood*, Lecture Notes in Statistics Vol. 50, Springer (1988).
- [20] In our figures and Eq. (54), we use for the Hermite polynomials the definition $H_n(x) = e^{x^2/2}(d/dx)^n e^{-x^2/2}$ which is related to the alternative definition $H'_n(x) = e^{x^2}(d/dx)^n e^{-x^2}$ by $H_n(x) = 2^{-n/2} H'_n(x/\sqrt{2})$. The extra $\sqrt{2}$ factors creep in because mathematica uses the latter definition.