

Pre-scission neutron multiplicity associated with the dynamical process in superheavy mass region

Yoshihiro Aritomo¹, Masahisa Ohta² and Francis Hanappe³

¹ Flerov Laboratory of Nuclear Reactions, JINR, Dubna, Russia

² Department of Physics, Konan University, 8-9-1 Okamoto, Kobe, Japan

³ Universite Libre de Bruxelles, 1050 Bruxelles, Belgium

E-mail: aritomo24@muj.biglobe.ne.jp

Abstract. The fusion-fission process accompanied by neutron emission is studied in the superheavy-mass region on the basis of the fluctuation-dissipation model combined with a statistical model. The calculation of the trajectory or the shape evolution in the deformation space of the nucleus with neutron emission is performed. Each process (quasi-fission, fusion-fission, and deep quasi-fission processes) has a characteristic travelling time from the point of contact of colliding nuclei to the scission point. These dynamical aspects of the whole process are discussed in terms of the pre-scission neutron multiplicity, which depends on the time spent on each process. We have presented the details of the characteristics of our model calculation in the reactions $^{48}\text{Ca}+^{208}\text{Pb}$ and $^{48}\text{Ca}+^{244}\text{Pu}$, and shown how the structure of the distribution of pre-scission neutron multiplicity depends on the incident energy.

1. Introduction

Recently, spectacular news on the finding of superheavy elements has been successively reported from FLNR, GSI and RIKEN [1, 2, 3, 4, 5, 6]. In theoretical approaches, the clarification of the reaction mechanism in the superheavy mass region and the prediction of the favorable conditions (projectile-target combination and beam energy values) to synthesize new elements have advanced step by step in the last few years [7, 8, 9, 10, 11, 12, 13]. However, we are still seeking suitable models for calculating the fusion and the survival probabilities, and investigating the unknown parameters involved in them. The fusion-fission mechanism in the superheavy-mass region must be elucidated; in particular, a more accurate estimation of fusion probability should be established.

Generally, on the base of analysis of the experimental mass, kinetic energy, and angular distributions of the reaction fragments, the whole reaction process in heavy nucleus collisions is classified into the fusion-fission, quasi-fission and deep inelastic collision processes and so on. Generally, mass symmetric fission fragments have been considered to originate from a compound nucleus. Therefore, in the experiment, the fusion-fission cross section has been derived by counting mass symmetric fission events [14].

However, in our previous work [15], we showed that it is ambiguous to identify mass symmetric fission events as the fusion-fission process in the superheavy-mass region. Using the Langevin equation, which enables to calculate the time development of a trajectory of a colliding system in a shape parameter space, we attempted to distinguish different dynamical paths by analyzing the trajectories and mass distribution of fission fragments. We identified the fusion-fission (FF) path, the quasi-fission (QF) path and the deep inelastic collision (DIC) path. In addition, in the reaction $^{48}\text{Ca}+^{244}\text{Pu}$, we found a new path, called the deep quasi-fission (DQF) path, whose trajectory does not reach the spherical compound nucleus but goes to the mass symmetric fission area. The conclusion is that the analysis of only the mass distribution of fission fragments is insufficient to identify the reaction process described between the FF and DQF paths. To estimate the fusion probability accurately, the precise identification of the FF path is very important.

On the basis of experimental results, it has also been suggested that the reaction process may be classified by the measurement of the pre-scission neutron multiplicity, which correlates with the mass distribution of fission fragments [14, 16, 17]. This means that each process is expected to have its own characteristic reaction time, which is related to the pre-scission neutron multiplicity.

Hence, to identify the reaction process more precisely, we undertake to extend our model discussed in reference [15], by taking into account the effect of neutron emission along the dynamical path. We introduce the effect of neutron emission into the three-dimensional Langevin calculation code, or we combine the fluctuation and dissipation dynamical model with a statistical model. The preliminary analysis along this line has

been done in the reaction system $^{58}\text{Ni}+^{208}\text{Pb}$ at a incident energy corresponding to the excitation energy of the compound nucleus $E^* = 185.9$ MeV, which is a high incident energy case [18].

In this study, we have applied our model to the investigation of the whole dynamical process in the reactions $^{48}\text{Ca}+^{208}\text{Pb}$ and $^{48}\text{Ca}+^{244}\text{Pu}$ mainly at $E^* = 50$ MeV, that is to say, a low incident energy case. These reactions are chosen in order to precisely investigate the fusion process in the hot fusion reaction that has recently been performed at FLNR [19]. Also we discuss how the characteristic structure of the neutron multiplicity depends on the incident energy.

In section 2, we explain our framework for the model used here. We discuss the pre-scission neutron multiplicity with respect to fission fragments in section 3. The mechanism of the fusion-fission process with neutron emission is investigated. In section 4, we present a summary and further discussion.

2. Model

Using the same procedure as described in reference [15] to investigate the whole process dynamically, we use the fluctuation-dissipation model and employ the Langevin equation. We adopt the three-dimensional nuclear deformation space given by two-center parameterization [20, 21]. The three collective parameters involved in the Langevin equation are as follows: z_0 (distance between two potential centers), δ (deformation of fragments) and α (mass asymmetry of the colliding nuclei); $\alpha = (A_1 - A_2)/(A_1 + A_2)$, where A_1 and A_2 denote the mass numbers of the target and the projectile, respectively. We assume that each fragment has the same deformations as the first approximation. In the present calculation, the neck parameter ϵ is fixed to be 1.0, so as to retain the contact-like configuration more realistically for two-nucleus collision. The definitions of the δ and ϵ are mentioned in reference [20, 21, 22].

The multidimensional Langevin equation is given as

$$\begin{aligned}\frac{dq_i}{dt} &= (m^{-1})_{ij} p_j, \\ \frac{dp_i}{dt} &= -\frac{\partial V}{\partial q_i} - \frac{1}{2} \frac{\partial}{\partial q_i} (m^{-1})_{jk} p_j p_k - \gamma_{ij} (m^{-1})_{jk} p_k + g_{ij} R_j(t),\end{aligned}\quad (1)$$

where a summation over repeated indices is assumed. q_i denotes the deformation coordinate specified by z_0 , δ and α . p_i is the conjugate momentum of q_i . V is the potential energy, and m_{ij} and γ_{ij} are the shape-dependent collective inertia parameter and dissipation tensor, respectively. A hydrodynamical inertia tensor is adopted in the Werner-Wheeler approximation for the velocity field, and the wall-and-window one-body dissipation is adopted for the dissipation tensor [23, 24, 25]. The detail is explained in reference [15].

The intrinsic energy of the composite system E_{int} is calculated for each trajectory as

$$E_{int} = E^* - \frac{1}{2} (m^{-1})_{ij} p_i p_j - V(q, l, T), \quad (2)$$

where E^* denotes the excitation energy of the compound nucleus, and is given by $E^* = E_{cm} - Q$ with Q and E_{cm} denoting the Q -value of the reaction and the incident energy in the center-of-mass frame, respectively.

We take into account neutron emission in the Langevin calculation during the reaction process. The emission of neutrons which is calculated by the statistical model has been coupled to the three-dimensional Langevin equation. The procedure is explained precisely in reference [18].

3. Reaction process and pre-scission neutron multiplicity

Our model is applied to the reaction systems $^{48}\text{Ca}+^{208}\text{Pb}$ and $^{48}\text{Ca}+^{244}\text{Pu}$ with the incident energy corresponding to the excitation energy of the compound nucleus, $E^*=50$ MeV. In our previous work [15], we have shown that our model calculations for the mass distribution of fission fragments agree well with the experimental data and also the fusion-fission cross section. On the basis of the results given in reference [15], we want to make a new trial to clarify the relationship between the dynamical process and the pre-scission neutron multiplicity, and to investigate whether the relation can be seen at $E^*=50$ MeV. These reactions are chosen bearing in mind the more precise estimation of the fusion probability in the so-called hot fusion reaction performed at FLNR in experiments on superheavy element synthesis [19].

In the preliminary investigation in reference [18], for the purpose of checking the applicability of our model, we have analyzed to the recent experiment, in which the pre-scission neutron multiplicity correlated with the mass distribution of fission fragments has been measured in the reaction $^{58}\text{Ni}+^{208}\text{Pb}$ at the incident energy corresponding to the excitation energy of compound nucleus $E^* = 185.9$ MeV. This experiment was done by DéMoN group [16]. Our model calculation has reproduced the characteristic trend of the experimental distribution of pre-scission neutron multiplicity, and distinguished the FF and QF processes among the mass symmetric fission events.

Also we have showed our preliminary results on this study in references [17, 26, 27, 28]. We investigated the neutron multiplicity in the reaction $^{48}\text{Ca}+^{244}\text{Pu}$ at $E^*=40$ MeV. The experiment of neutron multiplicity shows the two peaks near 2 and 4 neutron emission [17]. Such two peaks are originated by two different fusion-fission mechanism. It looks that the first peak comes from QF process and the second one comes from mainly DQF or FF. However, the calculation could not reproduce the two peaks [28]. Due to a low excitation energy, the lifetime of neutron emission is rather short. It is comparable to the time scale of the fluctuation of the trajectory. So we can not distinguish QF and DQF process clearly. Moreover the number of events of FF process is quit small at a low incident energy. The statistics of each event are not enough to analyze the process.

Here, we investigate further by applying in the reaction $^{48}\text{Ca}+^{208}\text{Pb}$ and $^{48}\text{Ca}+^{244}\text{Pu}$, more precisely, with increasing the excitation energy $E^* = 50$ MeV. To discuss the dynamical process, we mainly focus on zero angular momentum case. For each angular momentum, the potential landscape changes but the mechanism of the

process essentially does not change [22].

3.1. Reaction $^{48}\text{Ca}+^{208}\text{Pb}$

Using the model presented in Sect.2, we calculate the pre-scission neutron multiplicity emitted from the reaction system $^{48}\text{Ca}+^{208}\text{Pb}$ at $E^* = 50$ MeV for angular momentum $l = 0$. In this system, the FF process is dominant, that is to say, the mass symmetric fission events are dominant.

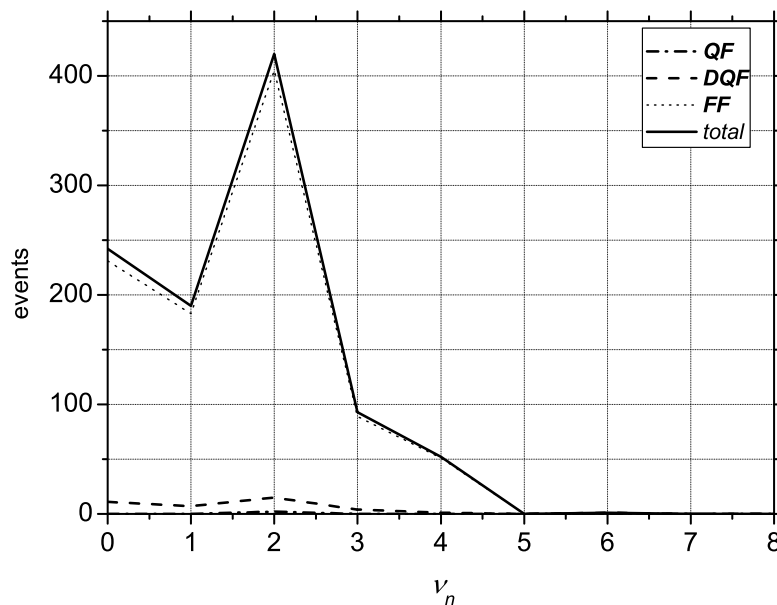


Figure 1. Pre-scission neutron multiplicities given by our theoretical calculation in the reaction $^{48}\text{Ca}+^{208}\text{Pb}$ at $E^*=50$ MeV for $l = 0$. The neutron multiplicity from the QF, DQF and FF processes are denoted by the dashed-dotted, the dashed and the dotted lines, respectively. The solid line denotes the total process.

The calculation is done in the same procedure as reference [22, 18]. In the three-dimensional Langevin calculation, we prepare 1,000 trajectories for each case. At $t = 0$, each trajectory starts from the point of contact. We define the fusion box as the region inside the fission saddle point, $\{z < 0.8, \delta < 0.3, |\alpha| < 0.3\}$ [15]. Samples of the trajectory of the FF process projected onto $z - \alpha$ ($\delta = 0$) plane in the reaction $^{48}\text{Ca}+^{208}\text{Pb}$ at $E^* = 50$ MeV for $l = 0$ is shown in Fig. 1 in reference [22]. The FF trajectory makes up 96% of all trajectories, and 95% of the FF trajectory escapes from the spherical region within 5.0×10^{-19} sec.

Figure 1 shows the distribution of the pre-scission neutron multiplicity ν_n in this reaction. The multiplicities from the QF, DQF and FF processes are denoted by the dashed-dotted line, dashed line and dotted line, respectively. The solid line shows the total multiplicity of each process. The distribution of pre-scission neutron multiplicity

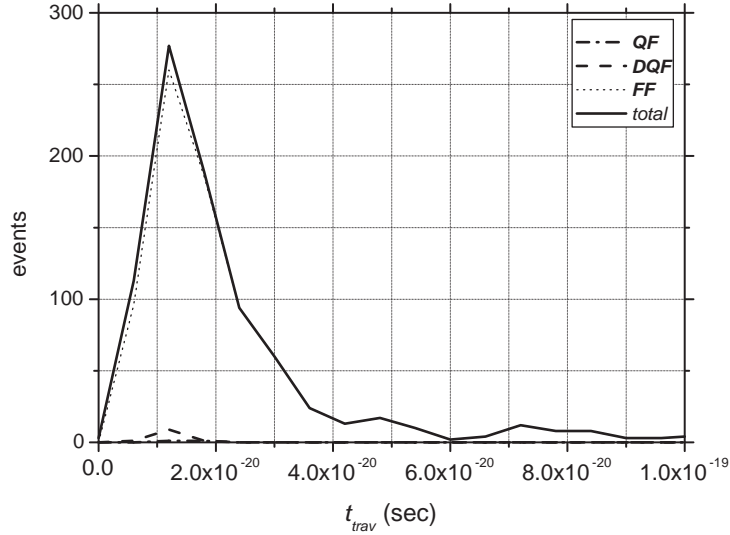


Figure 2. The distribution of travelling time t_{trav} in the reaction $^{48}\text{Ca}+^{208}\text{Pb}$ at $E^* = 50$ MeV for $l = 0$. The t_{trav} from the QF, DQF and FF processes are denoted by the dashed-dotted line, dashed line and dotted line, respectively. The solid line denotes the total process.

has a peak around $\nu_n = 2$. Since the FF process is dominant, the peak corresponds to the FF process.

We define the travelling time t_{trav} as a time duration during which the trajectory moves from the point of contact to the scission point. We present the distribution of the travelling times for the QF, DQF and FF processes in Fig. 2, denoted by the dashed-dotted line, dashed line and dotted line, respectively. The solid line shows the distribution of the travelling time for all processes. In the FF process, as discussed in reference [22], the trajectory is trapped in the pocket around the spherical region. Consequently, the trajectory spends a relatively long time in the pocket before it finally escapes from there. The travelling time of the FF process has a peak at 1.2×10^{-20} sec, and the average time of it is 15.3×10^{-20} sec.

As shown in reference [18], in the reaction system $^{58}\text{Ni}+^{208}\text{Pb}$ at $E^* = 185.9$ MeV, the distribution of the neutron multiplicity has two peaks which come from the QF and FF processes, respectively. On the other hand, Fig. 1 shows the single peak.

For the $^{48}\text{Ca}+^{208}\text{Pb}$ reaction, the FF process is dominant in this energy region, in consistent with the potential energy surface shown in Fig. 1 in reference [22], in which we can see the steep valley in the entrance mass asymmetry and in the mass symmetric fission valley. This fact is consistent with the pre-scission neutron multiplicity having only a single peak at $\nu_n=2$, which indicates that only one process is dominant.

In the preliminary calculation [28], we have compared the results with the experimental data at $E^* = 40$ MeV [17], which shows the distribution of the pre-scission

neutron multiplicity in correlation with fission fragments whose mass number is greater than $\frac{A_{CN}}{2} - 30$ and less than $\frac{A_{CN}}{2} + 30$, where A_{CN} denotes the mass number of the compound nucleus. The tendency of these results coincides with the experimental data.

3.2. Reaction $^{48}\text{Ca}+^{244}\text{Pu}$

In reference [15, 22], the whole dynamical process in the reaction $^{48}\text{Ca}+^{244}\text{Pu}$ was classified into the QF, DQF and FF processes. At a low incident energy, the mass asymmetric fission events are dominant, which is the QF process [14]. We have distinguished between the DQF and the FF process by analyzing whether the trajectory enters the fusion box or not. The analysis only of the mass distribution for fission fragments is insufficient to distinguish between the DQF and the FF processes [15]. In the present study, we show how each process corresponds to a characteristic number of pre-scission neutron multiplicities at $E^* = 50$ MeV.

Samples of the trajectory of the QF, DQF and FF process projected onto $z - \alpha$ ($\delta = 0$) and $z - \delta$ ($\alpha = 0$) plane at $E^* = 50$ MeV for $l = 0$ in the reaction $^{48}\text{Ca}+^{242}\text{Pu}$ are shown in Fig. 5 in reference [22]. We define the fusion box as the region inside the fission saddle point, $\{z < 0.6, \delta < 0.2, |\alpha| < 0.25\}$ [15].

3.2.1. Classification on the basis of mass distribution of the fission fragments

Generally, it is considered that the reaction process is classified according to the mass distribution of fission fragments and their total kinetic energy distribution [14]. The QF process is defined as the fission fragments having mass number greater than $\frac{A_{CN}}{2} + 20$ and less than $\frac{A_{CN}}{2} - 20$. This condition is also suited to the deep inelastic collision process (DIC) in the present case. The FF process is defined by the condition that the trajectory enters the fusion box. The DQF process produces the mass symmetric fission fragments (greater than $\frac{A_{CN}}{2} - 20$ and less than $\frac{A_{CN}}{2} + 20$), but the system does not reach the spherical compound nucleus before undergoing fission. We name this method of classification as the "classification by fission fragments mass" (standard classification).

As discussed in reference [15], we can not distinguish between the FF and the DQF processes only using the fission fragment mass. The difference of the both processes is the reaction time, that is to say, the travelling time t_{trav} . We suppose that the neutron multiplicity depends on the t_{trav} . Here, we try to investigate the correlation between the neutron multiplicity and each process which is separated by using the standard classification.

As the result analyzing 10,000 trajectories, it is found that the QF process (including a part of DIC), the DQF process and the FF process account for 72%, 25% and 3%, respectively. In Fig. 3, the neutron multiplicity from the QF, DQF and FF processes are denoted by the dashed-dotted line, solid line and gray line, respectively. The dashed line denotes the total multiplicity contributed from all processes.

Many trajectories go to the fission area without neutron emission. The travelling time of such a trajectory is rather short. As can be seen in Fig. 3, it is difficult to

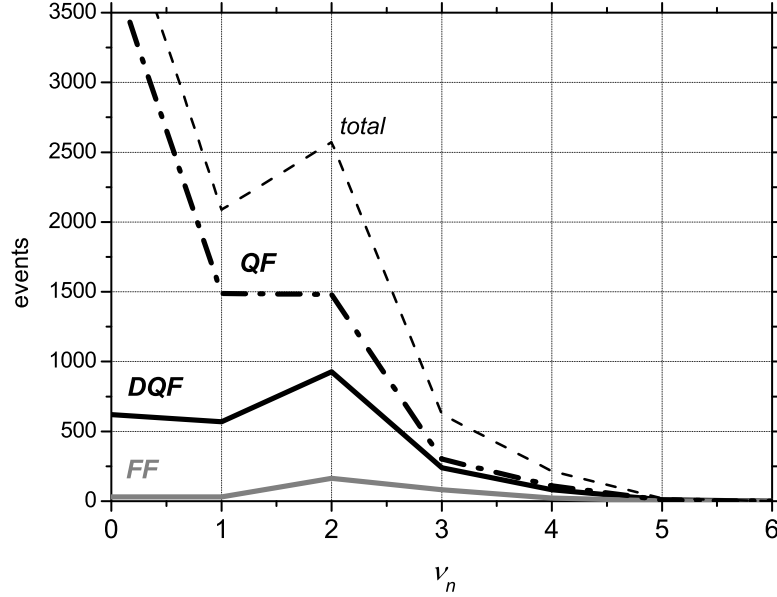


Figure 3. Pre-scission neutron multiplicity given by our theoretical calculation in the reaction $^{48}\text{Ca} + ^{244}\text{Pu}$ at $E^* = 50$ MeV for $l = 0$ with the classification method of using the mass distribution of fission fragments. The neutron multiplicity from the QF, DQF and FF processes are denoted the dashed-dotted, the solid and the gray lines, respectively. The dashed line denotes the total multiplicity of each process.

see a characteristic structure of the neutron multiplicity corresponding to the process classified. The total number of events for $2n$ emission is significant, but the QF and the DQF processes account for approximately equal contributions. These results show that there is no correlation between the neutron multiplicity and the mass distribution of the fission fragments in this incident energy.

Figure 4 shows the mass distribution of fission fragments for each process. The fission fragments from the QF+DIC, DQF and FF processes are presented by the light gray, the gray and the black shading, respectively. The thin black line denotes the total number of events of all processes. The fission fragments from the FF process spread from $A = 100$ to 200 . Therefore, we can see that the FF process is related to both the mass symmetric fission and the mass asymmetric fission. In Fig. 4, two sharp peaks are located at $A \sim 80$ and $A \sim 210$. These events come from the trajectories that go down quickly along the valley at $\alpha \sim 0.42$ in the potential energy surface, which is the result of the shell structure of the Pb nucleus.

The corresponding travelling times for each process are shown in Fig. 5. The peak of travelling time for the QF process, which is located at $t_{trav} \sim 7.5 \times 10^{-21}$ sec, is slightly shorter than the time at the peak of the DQF process. Until $t_{trav} = 3.0 \times 10^{-20}$ sec, the travelling time of DQF process overlaps with that of the QF process. The average travelling times of the QF, DQF and FF processes are $1.11, 1.73$ and 4.83×10^{-20} sec,

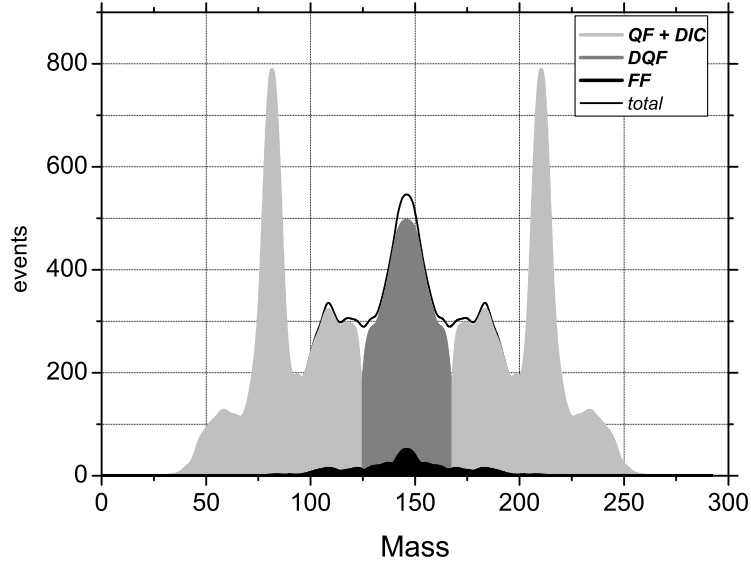


Figure 4. Mass distribution of fission fragments in the reaction $^{48}\text{Ca}+^{244}\text{Pu}$ at $E^* = 50$ MeV for $l = 0$ using the method of classification by fission fragment mass. The fission fragments from the QF+DIC, DQF and FF processes are presented by the light gray, the gray and the black shading, respectively. The thin black line denotes the total number of events of all processes.

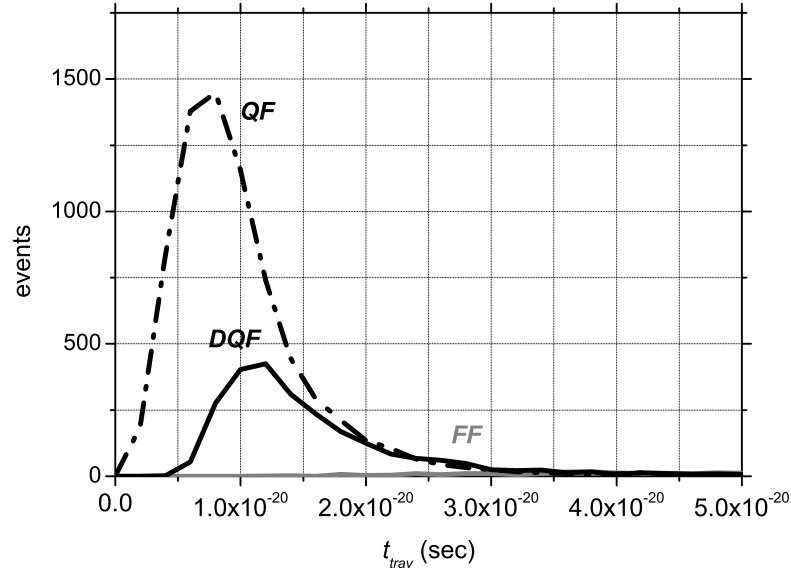


Figure 5. The distribution of the travelling time t_{trav} of each path in the reaction $^{48}\text{Ca}+^{244}\text{Pu}$ at $E^* = 50$ MeV for $l = 0$, using the method of classification by fission fragment mass.

respectively. The travelling time of the FF process is about three times as long as those of the QF and DQF processes.

3.2.2. Correlation between the travelling time t_{trav} and the neutron multiplicity ν_n
In the standard classification, we can not distinguish a characteristic structure of the neutron multiplicity corresponding to each process, in this low incident energy case. Here, we investigate the reason why the neutron multiplicity do not show the characteristic structure corresponding to the reaction process like as a high incident energy case [18]. In conclusion, the cause of this failure is the use of the fission fragment mass for the classification of processes. We discuss this point in this subsection.

As we discussed above, we expect that each process may have the characteristic reaction time. Here, at first we show the relation between the average travelling time $\langle t_{trav} \rangle$ and the mass number of the fission fragments in Fig. 6. The average travelling time of the mass symmetric fission process is longer than that of the mass asymmetric fission process. We can see clearly the correlation between the $\langle t_{trav} \rangle$ and the mass number of the fission fragments. The average travelling time for $\frac{A_{CN}}{2} - 20 < A < \frac{A_{CN}}{2} + 20$ is ranging from 1.8×10^{-20} to 2.1×10^{-20} sec. In Fig. 5, the fluctuations of the travelling time of the QF and the DQF processes, which are expressed by the distributions of the travelling time around the most probable value for each process, are ranging in the width of $2.5 \sim 3.0 \times 10^{-20}$ sec. These fluctuations of the travelling time are larger than the difference between the average travelling time of the QF and the DQF processes. Therefore, it is difficult to separate the QF and DQF processes by the travelling time.

The relation between the travelling time and each neutron multiplicity in this system is shown in Fig. 7. With increasing the time duration, the large neutron multiplicity is expected. At this incident energy, the events for $1n$ and $2n$ emission are dominant, and it corresponds to the peaks for the QF and DQF processes in Fig. 3. Due to the stochastic fluctuation in the statistical model, the time taking for the events of $1n$ and $2n$ emission are overlapped significantly. We can not distinguish the reaction time of the both processes by the number of neutron multiplicity.

The life time of the neutron emission and the travelling time are partly governed by the random number in the stochastic aspect which is contained in statistical model and the Langevin equation. The width of these fluctuation in time space is overlapped for each process in this case. Actually, at $E^* = 50$ MeV, the maximum number of evaporated neutron ν_n^{max} is approximately $4 \sim 5$ as shown in Fig. 3. However, as shown in Fig. 7, peaks for the different neutron multiplicity are not well separated so as to identify the reaction process. As we will show later, it is coming from small $\nu_n^{max} (\sim 4)$.

Figure 8 shows the neutron multiplicity associated with the mass number of fission fragments in the reaction $^{48}\text{Ca} + ^{244}\text{Pu}$ at $E^* = 50$ MeV for $l = 0$. The two sharp peaks of $0n$ and $1n$ at $A = 80$ and 210 are caused by the trajectory which goes down along the valley near the Pb nucleus (or the Kr nucleus) in the potential energy surface. Such a trajectory quickly goes down to the fission area, so that it does not have large chance to emit any neutron. As can be seen in Fig. 8, there exist trajectories with a variety of

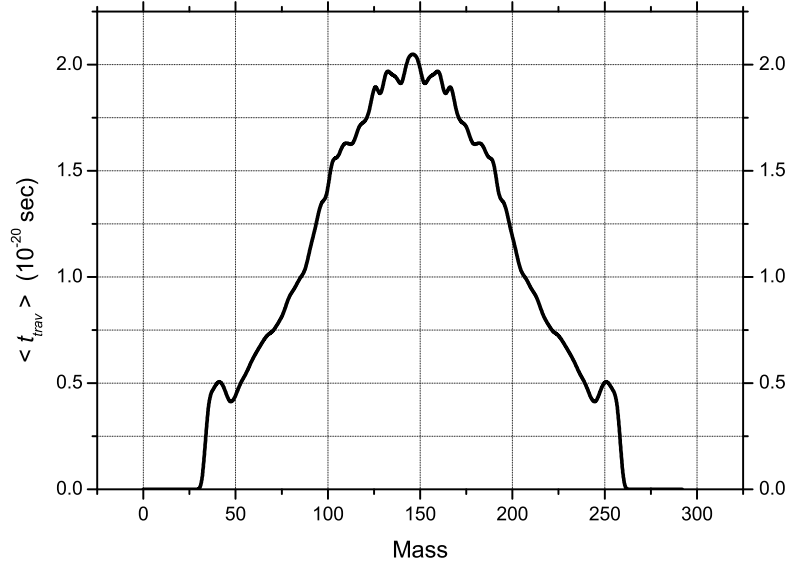


Figure 6. The average travelling time associated with fission fragment in the reaction $^{48}\text{Ca} + ^{244}\text{Pu}$ at $E^* = 50$ MeV for $l = 0$.

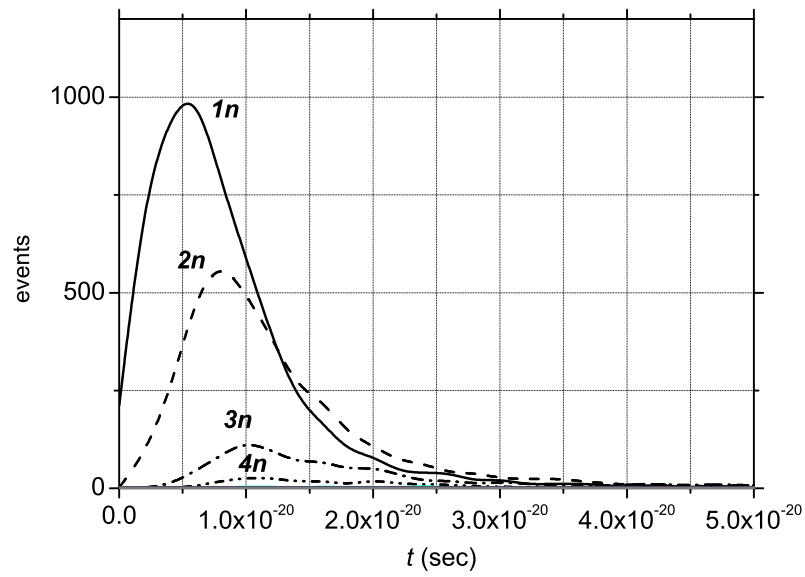


Figure 7. Time dependence of neutron multiplicity in the reaction $^{48}\text{Ca} + ^{244}\text{Pu}$ at $E^* = 50$ MeV for $l = 0$. The neutron multiplicity are given.

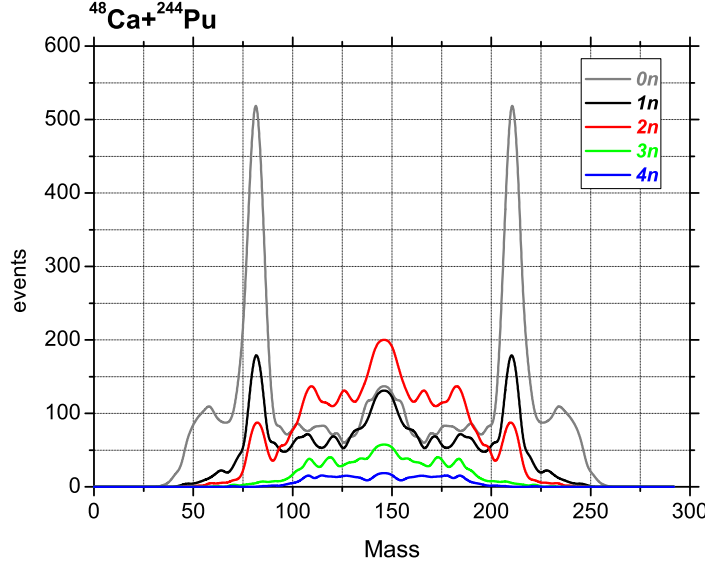


Figure 8. The neutron multiplicity associated with fission fragment in the reaction $^{48}\text{Ca} + ^{244}\text{Pu}$ at $E^* = 50$ MeV for $l = 0$.

numbers of the neutron emission in the region $90 < A < 210$. The trajectories having different neutron multiplicities coexist in this region. With decreasing mass asymmetry, $2n$ and $3n$ events increase because, in this region, the number of trajectories with long travelling time increases as shown in Fig. 6.

The characteristic feature observed in Fig. 8 is that each neutron multiplicity spreads over a wide mass region of fission fragments. It is noteworthy that the events with even $0n$ and $1n$ are found in the mass symmetric fission area. Therefore, it is clear that we can not extract the characteristic structure of neutron multiplicity by means of the standard classification.

3.2.3. Classification using the additional condition on z As discussed in the previous subsection, the trajectories of each process spread over a wide mass region of fission fragments. We understand that each process has characteristic behavior. However, the information of the mass number of fission fragments does not clearly connected with the dynamical aspect of each process which we imaged. We have to look for the proper classification method that corresponds to our recognition of each process, instead of the method using fission fragment mass. Here, we propose to employ a classification method based on the dynamical trajectory of the process.

As shown in Fig. 3, the QF process includes the events of $4n$ emission. Such events account for about 1.5% of the total QF process. Generally, the QF process is regarded as a short process that does not have enough time to relax the degree of mass asymmetry. It may be unreasonable to consider that the QF process has sufficient time to evaporate

4 neutrons.

It is found that among the QF process some trajectories associated with 4 neutrons emission enter the region of small z and their travelling times seem longer than that of the typical sample trajectory presented in our previous paper [22]. These trajectories pass the scission points where the mass number is greater than $\frac{A_{CN}}{2} + 20$ ($\alpha = 0.136$) and less than $\frac{A_{CN}}{2} - 20$ ($\alpha = -0.136$), which is classified into the QF process by the standard classification. In particular, it is found that the mass asymmetry of such trajectory changes from $\alpha = 0.67$ to -0.3 in the region of small z . This QF process should be distinguished from the usual QF process.

We usually consider the trajectory of the DQF process to enter the small z region, but due to the strong Coulomb repulsion, it goes to the large-deformation region and returns to the fission area without passing the fusion box. Thus, considering this scenario, we add a condition to the standard classification discussed in the previous subsection.

Therefore, we define a new rule that a trajectory which enters the region of $z < 0.4$, where the nuclear shape resembles mono-nucleus, is to be reclassified into the DQF process, even though the mass fragments lie in the asymmetric region ($A < \frac{A_{CN}}{2} - 20$ and $A > \frac{A_{CN}}{2} + 20$). That is to say, the DQF process is redefined as the process that the trajectory enters the region of $z < 0.4$ without passing the fusion box. Actually, the distribution of the travelling time of such a trajectory occupies the region of longer t_{trav} of the QF process. We call this classification "the classification of the fission fragment mass with an additional condition on z ".

Here, we should consider the process that the trajectory goes to mass symmetric fission region, where the mass number is greater than $\frac{A_{CN}}{2} - 20$ and less than $\frac{A_{CN}}{2} + 20$, but the trajectory does not enter the region of $z < 0.4$. We name this process the mass symmetric quasi-fission process (MSQF). In this system, the trajectory of the MSQF process occupies 1.21 % of the all trajectories, and 4.55% of the mass symmetric fission events. We can say that the almost mass symmetric fission events come from the trajectory which enters the region of $z < 0.4$.

By this classification, the component of the last QF process, which has a long travelling time, is classified into the DQF process. Such a trajectory accounts for about 32% of the total QF process. Figure 9 shows the each neutron multiplicity distribution by the new classification, where each line has the same meaning as that in Fig. 3. We can see that the peak of the DQF process at $\nu_n = 2$ is higher and the number of events increases compared with that in Fig. 3. Figure 10 shows the distribution of t_{trav} for each process using this new classification. The the travelling time of the DQF process and the QF process separates more clearly than that shown in Fig. 5. After $t_{trav} = 1.2 \times 10^{-20}$ sec, the DQF process is dominant.

The mass distribution of fission fragments is shown in Fig. 11. The shading and lines have the same meanings as those in Fig. 4. We can see that the fission fragments from the DQF process exist in the region of mass number greater than $\frac{A_{CN}}{2} + 20$ ($A = 166$) and less than $\frac{A_{CN}}{2} - 20$ ($A = 126$). In the regions $166 < A < 200$ and $90 < A < 126$,

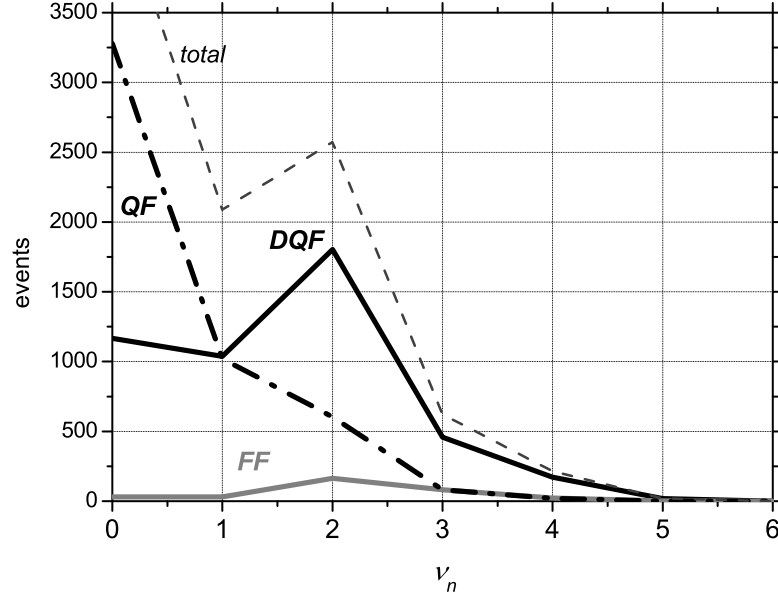


Figure 9. Pre-scission neutron multiplicity given by our theoretical calculation in the reaction $^{48}\text{Ca} + ^{244}\text{Pu}$ at $E^* = 50$ MeV for $l = 0$ using the method of classification by fission fragment mass adding a condition on z . The lines denote the same items as those in Fig. 3.

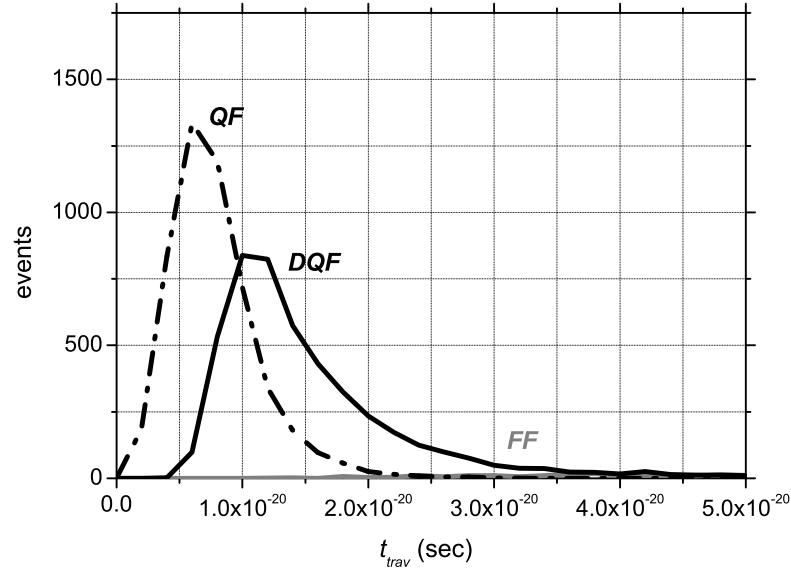


Figure 10. The distribution of the travelling time t_{trav} of each path in the reaction $^{48}\text{Ca} + ^{244}\text{Pu}$ at $E^* = 50$ MeV for $l = 0$, using the method of classification by fission fragment mass adding a condition on z .

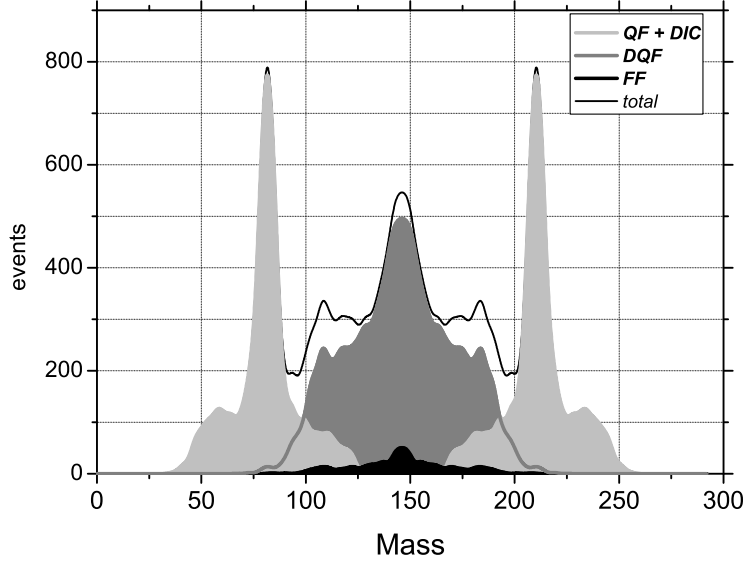


Figure 11. Mass distribution of fission fragments in the reaction $^{48}\text{Ca}+^{244}\text{Pu}$ at $E^* = 50$ MeV for $l = 0$ using the method of classification by fission fragment mass adding a condition on z . The shading and lines denote the same items as those in Fig. 4.

the DQF process and the QF process coexist. This means that the trajectories with long and short travelling times intermingle. That is to say, in this region, the fission fragment has two possible origins, one is the short process wherein the colliding partner goes quickly to the fission area, and the other is the long process in which the trajectory approaches the compact shape and takes a long time to arrive at the fission area.

3.2.4. Incident energy dependence in neutron multiplicity analysis As practice, in order to identify the details of the whole reaction process, we introduce the classification on the basis of trajectory's behavior by the theoretical calculation. When the experimental pre-scission neutron multiplicity is analyzed in combination with the trajectory calculation, the information on the neutron multiplicity can be put to practical use to clarify the reaction mechanism, that is to say we can distinguish the QF, DQF and FF processes.

At a high incident energy, the situation is different. When the incident energy increases, the distribution of the neutron multiplicity is spread well. The neutron multiplicity can become a good measure of each process [18, 26, 27, 28].

Figure 12 shows the distribution of the neutron multiplicity in the reaction $^{48}\text{Ca}+^{244}\text{Pu}$ at $E^* = 80$ MeV and $E^* = 160$ MeV for $l = 0$ in (a) and (b), respectively. Here, each line has the same meaning as that in Fig. 3. We use the classification of the fission fragment mass with an additional condition on z . With increasing the incident energy, the events of the QF process decrease because the mass symmetric fission events are dominant. The DQF and FF processes are well distinguished by the

neutron multiplicity at $E^* = 160$ MeV.

In the high incident energy case, ν_n^{max} increases, which are about 8 and 14 at $E^* = 80$ and 160 MeV, respectively. With increasing ν_n^{max} , it becomes possible to identify the reaction processes using the distribution of neutron multiplicity, because the neutron multiplicity spreads over the wide region and indicates the characteristic property of each process, which is not overlapped by the fluctuations.

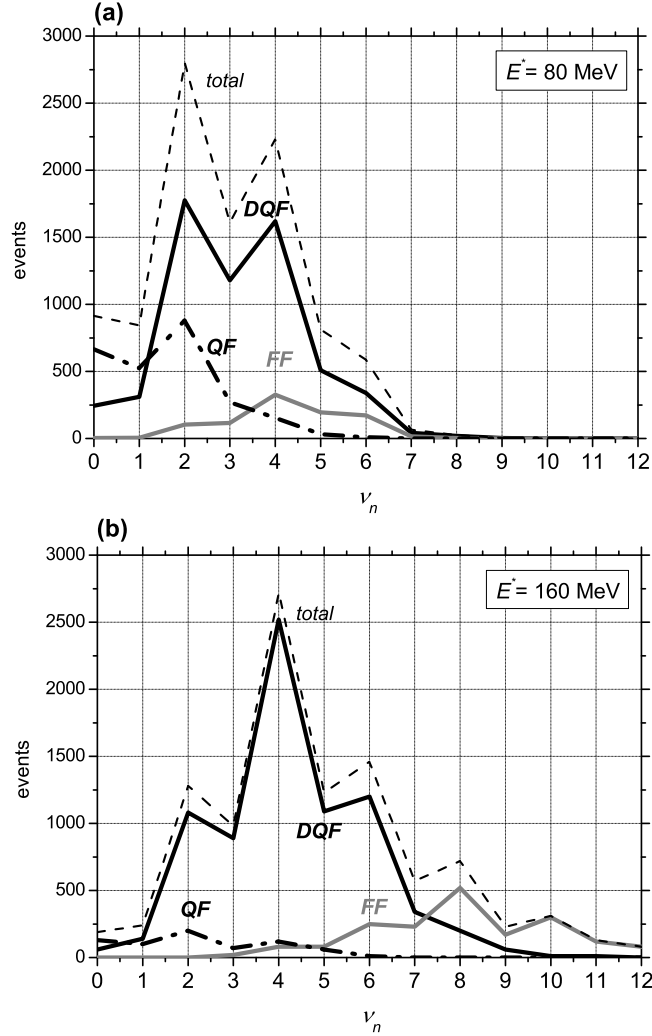


Figure 12. Pre-scission neutron multiplicity given by our theoretical calculation in the reaction $^{48}\text{Ca} + ^{244}\text{Pu}$ at (a) $E^* = 80$ MeV and (b) $E^* = 160$ MeV for $l = 0$, using the method of classification by fission fragment mass adding a condition on z . The lines denote the same items as those in Fig. 3

Table 1 shows the average travelling time $\langle t_{trav} \rangle$ in the reaction $^{48}\text{Ca} + ^{244}\text{Pu}$ for $l = 0$, using the classification method (i) the fission fragment mass (method (i)) and (ii) the fission fragment mass with additional condition on z (method (ii)). At $E^* = 50$

MeV, in method (i), the $\langle t_{trav} \rangle$ of the DQF process is about 1.5 times as long as that of the QF process. However, in method (ii), it is about twice as long. This is because the DQF process in method (ii) includes the long QF process in method (i). The $\langle t_{trav} \rangle$ of the DQF process in method (ii) does not change as much as that in method (i), because the long tail of the DQF process mainly influences the average time.

The $\langle t_{trav} \rangle$ at $E^* = 80$ MeV and 160 MeV are shown in Table 1, in the classification method (ii). We can see the incident energy dependence of $\langle t_{trav} \rangle$. With increasing the incident energy, the initial speed of the trajectory increases. After the kinetic energy dissipates, also the moving speed of trajectory by the fluctuation is high. As a result, $\langle t_{trav} \rangle$ becomes shorter. The ratio among the $\langle t_{trav} \rangle$ of QF, DQF and FF seems to be approximately constant for each incident energy.

Table 1. The average travelling time for each classification, in the reaction $^{48}\text{Ca}+^{244}\text{Pu}$ for $l = 0$. The methods of classification are based on (i) the fission fragment mass (method (i)) and (ii) the fission fragment mass with a condition on z (method (ii)).

	$^{48}\text{Ca}+^{244}\text{Pu}$			
	method (i)	method (ii)		
	$E^* = 50$ MeV	$E^* = 50$ MeV	$E^* = 80$ MeV	$E^* = 160$ MeV
	($\times 10^{-20}$ sec)	($\times 10^{-20}$ sec)	($\times 10^{-20}$ sec)	($\times 10^{-20}$ sec)
<i>QF</i>	1.11	0.88	0.85	0.73
<i>DQF</i>	1.73	1.69	1.58	1.38
<i>FF</i>	4.83	4.83	4.00	3.71

4. Summary

The fusion-fission process in the superheavy-mass region was studied on the basis of fluctuation-dissipation dynamics. In order to classify the reaction process in greater detail, we analyzed the pre-scission neutron multiplicity connecting with the mass distribution of fission fragments. The neutron multiplicity depends on the travelling time of the trajectory from the point of contact to the scission point. We introduced the effect of pre-scission neutron emission into the three-dimensional Langevin calculation, that is to say, we combined the Langevin code with the statistical code. We applied our model to the investigation of the whole reaction process in the reactions $^{48}\text{Ca}+^{208}\text{Pb}$ and

$^{48}\text{Ca}+^{244}\text{Pu}$ at the incident energy corresponding to the excitation energy of a compound nucleus, $E^* = 50$ MeV.

In the reaction $^{48}\text{Ca}+^{208}\text{Pb}$ at $E^* = 50$ MeV, the reaction process is simple. Most of the process comprises the FF process. In this case, the pre-scission neutron multiplicity distribution shows a single peak at $\nu_n = 2$.

In the reaction $^{48}\text{Ca}+^{244}\text{Pu}$ at $E^* = 50$ MeV, the pre-scission neutron multiplicity distribution of the DQF process overlaps significantly with the distribution of the QF process, when we use the standard classification using only the information of mass distribution of fission fragments. Consequently, we could not distinguish between the QF and the DQF processes on the basis of the pre-scission neutron multiplicity. However, if we introduce the additional condition for the classification concerning with the travelling time of trajectories, we could show that the situation becomes to be resolved. The additional condition is that the trajectory entering into the area of $z < 0.4$ but not into the fusion box is classified to DQF process, even if the mass fragments distribute outside the region between $\frac{A_{CN}}{2} - 20$ and $\frac{A_{CN}}{2} + 20$. Using this classification, it was shown that the pre-scission neutron multiplicity distribution of the DQF process is clearly separated from that of the QF process.

We also discussed how the characteristic structure of the neutron multiplicity depends on the incident energy, and presented that we can get more and more clear structure corresponding to each reaction process when the incident energy increases.

In the next study, we would like to investigate parameters more precisely, for example, the friction tensor, the level density parameter and the neutron binding energy near di-nucleus configuration etc. We try to use the friction tensor which is derived from liner response theory at a low excitation energy [29, 30, 31].

Acknowledgement

The authors are grateful to Professor Yu. Ts. Oganessian, Professor M.G. Itkis, Professor V.I. Zagrebaev for their helpful suggestions and valuable discussion throughout the present work. The authors wish to thank Professor T. Wada who developed the original version of the calculation code for the three-dimensional Langevin equation. The special thanks are deserved to Dr. A.K. Nasirov for useful discussion. The authors thank Dr. S. Yamaji and his collaborators, who developed the calculation code for potential energy with a two-center parameterization. This work has been in part supported by INTAS projects 03-01-6417.

References

- [1] Oganessian Yu Ts *et al* 1999 *Nature* **400** 242; Oganessian Yu Ts *et al* 1999 *Phys. Rev. Lett.* **83** 3154.
- [2] Oganessian Yu Ts *et al* 2001 *Phys. Rev. C* **63** 011301(R).
- [3] Oganessian Yu Ts *et al* 2004 *Phys. Rev. C* **69** 021601(R).

- [4] Hofmann S and Münzenberg G 2000 *Rev. Mod. Phys.* **72** 73; Hofmann S *et al* 2002 *Eur. Phys. J A* **14** 147.
- [5] Morita K *et al* 2004 *Nucl. Phys. A* **734** 101.
- [6] Morita K *et al* 2004 *Journal of the Physical Society of Japan* **73** 2593.
- [7] Zagrebaev V I and Greiner W 2005 *J. Phys. G* **31** 825
- [8] Nasirov A, Fukushima A, Toyoshima Y, Aritomo Y, Muminov A, Kalandarov S and Utamuratov R 2005 *Nucl. Phys. A* **759** 342
- [9] Diaz-Torres A and Scheid W 2005 *Nucl. Phys. A* **757** 373
- [10] Świątecki W J, Siwek-Wilczyńska K and Wilczyński J 2005 *Phys. Rev. C* **71** 014602
- [11] Adamian G G and Antonenko N V 2005 *Phys. Rev. C* **72** 064617
- [12] Mišicu Š and Greiner W 2004 *Phys. Rev. C* **69** 054601
- [13] Rummel C and Hofmann H 2003 *Nucl. Phys. A* **727** 24
- [14] Itkis M G *et al* 2001 *Proc. Int. Conf. on Fusion Dynamics at the Extremes (Dubna)* ed Yu Ts Oganessian and V I Zagrebaev (Singapore: World Scientific) p.93.
- [15] Aritomo Y and Ohta M 2004 *Nucl. Phys. A* **744** 3.
- [16] Donadille L *et al* 1999 *Nucl. Phys. A* **656** 259.
- [17] Materna T *et al* 2004 *Nucl. Phys A* **734** 184; Materna T *et al* 2004 *Prog. Theo. Phys.* **154** 442; Materna T *et al* 2004 *Int. Jour. Mod. Phys. E* **13** 258.
- [18] Aritomo Y, Ohta M, Materna T, Hanappe F, Dorvaux O and Stuttgé L 2005 *Nucl. Phys. A* **759** 309.
- [19] Oganessian Yu Ts *et al* 2004 *Phys. Rev. C* **69** 054607; Oganessian Yu Ts *et al* 2004 *Phys. Rev. C* **70** 064609.
- [20] Mosel U, Maruhn J and Greiner W 1971 *Phys. Lett. B* **34** 587; Maruhn J and Greiner W 1972 *Z. Phys.* **251** 431.
- [21] Sato K, Iwamoto A, Harada K, Yamaji S and Yoshida S 1978 *Z. Phys. A* **288** 383.
- [22] Aritomo Y and Ohta M 2005 *Nucl. Phys. A* **A753** 152.
- [23] Blocki J, Boneh Y, Nix J R, Randrup J, Robel M, Sierk A J and Świątecki W J, 1978 *Ann. Phys.* **113** 330.
- [24] Nix J R and Sierk A J 1984 *Nucl. Phys. A* **428** 161c.
- [25] Feldmeier H 1987 *Rep. Prog. Phys.* **50** 915.
- [26] Aritomo Y, Ohta M, Materna T, Hanappe F and Stutt'e L 2004 *Nucl. Phys. A* **734** 180.
- [27] Aritomo Y, Ohta M, Materna T, Hanappe F and Stuttgé L 2004 *Structure and Dynamics of Elementary Matter*, ed Greiner W, Itkis M G, Reinhardt J and Guclu M C (Netherlands: Kluwer Academic Publishers) p.395.
- [28] Aritomo Y, Ohta M, Materna T, Hanappe F and Stuttgé L 2004 *Nucl. Phys. A* **738** 221.
- [29] H. Hofmann, *Phys. Rev.* **284** (1997), 137.
- [30] S. Yamaji, F.A. Ivanyuk, and H. Hofmann, *Nucl. Phys. A* **612** (1997), 1.
- [31] F.A. Ivanyuk, H. Hofmann, V.V. Pashkevich and S. Yamaji, *Phys. Rev. C* **55** (1997), 1730.

How to prepare and submit an article for publication in an IOP journal using $\text{\LaTeX} 2_{\epsilon}$

G M Douglas

Institute of Physics Publishing, Dirac House, Temple Back, Bristol BS1 6BE, UK

E-mail: graham.douglas@iop.org

Abstract. This document describes the preparation of an article using $\text{\LaTeX} 2_{\epsilon}$ and `iopart.cls` (the IOP $\text{\LaTeX} 2_{\epsilon}$ preprint class file). This class file is designed to help authors produce preprints in a form suitable for submission to any of the journals published by Institute of Physics Publishing. Authors submitting to any IOP journal, i.e. both single- and double-column ones, should follow the guidelines set out here. On acceptance, their TeX code will be converted to the appropriate format for the journal concerned.

1. Introduction: file preparation and submission

The `iopart` L^AT_EX 2_ε article class file is provided to help authors prepare articles for submission to the IOP journals. Submission is not restricted to those using of this class file and articles prepared using any other class or style files can also be submitted. Use of the `iopart` class file does, however, help to speed the publication process and it is hoped it will make it easy for authors to prepare their articles. This document describes and demonstrates the use of `iopart.cls` to produce a preprint for submission and refereeing. The detailed formatting for print and web use will be undertaken by IOP as part of the production process after the article has been accepted for publication, but use of `iopart` does make this simpler.

1.1. What you will need to supply

Full details on how to submit files to a particular IOP journal are contained in the document *Guidelines for authors* which is discussed in section 1.4. Here we mention the key points you need to consider when preparing your files for submission.

1.1.1. Text The L^AT_EX source code of your paper with all figures included in the source code (see section 9.2). Although we recommend that authors use the `iopart` class file, articles prepared using almost any version of T_EX or L^AT_EX can be handled.

- **Using L^AT_EX packages** Most L^AT_EX 2_ε packages can be used if they are available in the normal distribution of L^AT_EX 2_ε; however, if it is essential to use a non-standard package then any extra files needed to process the article must also be sent in. Authors should be aware that the final version will be printed on a different page size and using different fonts to the preprint version so that any special effects used should not contain material that is not easily scalable. Alterations to the source code will be made during the production process in order to conform to IOP house style and journal format.

1.1.2. Figures Figures must be included in an article as encapsulated PostScript files (see section 9.2) or created using standard L^AT_EX drawing commands. Please name all figure files using the guidelines in section 1.2.1. For more detail on preparation of EPS figure files, please refer to IOP's graphics guidelines (*Preparing graphics for IOP journals*) which can be downloaded from authors.iop.org.

- **Including figures** All figures can be included within the body of the text at an appropriate point or grouped together with their captions at the end of the article. A standard graphics inclusion package such as `graphicx` should be used for figure inclusion. Authors should avoid using special effects generated by including verbatim PostScript code. Wherever possible, please try to use standard L^AT_EX tools and packages.

1.1.3. BiBTeX If you use BiBTeX to prepare your references, our preferred .bst styles are:

- for the numerical (Vancouver) reference style we recommend that authors use `unsrt.bst`;
- for alphabetic (Harvard) style reference we recommend that authors use the `jphysicsB.bst` BiBTeX style file together with the `harvard` L^AT_EX package. `jphysicsB.bst` is supplied as part of the `harvard.sty` package which can be downloaded from www.ctan.org.

Please make sure that you include your .bib bibliographic database file(s) and any .bst style file(s) you have used (other than `unsrt.bst` or `jphysicsB.bst`).

1.1.4. Copyrighted material If you wish to illustrate your article using material for which you do not own the copyright then you must seek permission from the copyright holder, usually both the author and the publisher. It is the author's responsibility to obtain copyright permissions and this should be done prior to submitting your article. If you have obtained permission, please provide full details of the permission granted—for example, copies of the text of any e-mails or a copy of any letters you may have received. Figure captions must include an acknowledgment of the original source of the material even when permission to use has been obtained. Full details on copyright can be found in IOP's *Guidelines for authors* which can be accessed online at authors.iop.org.

1.2. Naming your files

Please name all your files, both figures and text as follows:

- use only characters from the set a to z, A to Z, 0 to 9 and underscore (_);
- do not use spaces in file names;
- include an extension to indicate the file type (e.g., .tex, .eps, .txt, etc);
- do not use any accented characters in file names; for example, á, ê, ñ, ö, etc because they can cause difficulties when processing your files.

1.2.1. Naming your figure files In addition to the above points, please give each figure file a name which indicates the number of the figure it contains; for example, `figure1.eps`, `figure2a.eps` etc. If the figure file contains a figure with multiple parts, for example figure 2(a) to 2(e), give it a name such as `figure2a_2e.eps`, and so forth.

1.3. Submitting your article files to an IOP journal

For most IOP journals you send your files directly to us by web, e-mail or FTP; however, there are a number of exceptions to this. For certain IOP journals you need to send your files to a different institution or to an external editor. How to find the submission address for a particular journal is discussed in section 1.4, below.

1.4. Where to send your files

Full details of how to submit files to a particular IOP journal are contained in IOP's *Guidelines for authors* which can be accessed online by going to authors.iop.org. From this document's table of contents, select the 'How to submit' link to access full details of the submission address for a particular journal.

1.5. Obtaining the class file and documentation

The L^AT_EX 2_ε class file and guidelines can be downloaded from authors.iop.org. Files are available in zipped format for PCs, tar compressed format files for Unix or as a stuffit archive for Macintosh.

2. Preparing your article

Please follow these guidelines as closely as possible, particularly with regard to the preparation of the reference list.

At the start of the L^AT_EX source please include commented material to identify the journal, author and reference number if known. The first non-commented line should be `\documentclass[12pt]{iopart}` to load the preprint class file. Omitting `[12pt]` produces an article with the normal journal page and type sizes. The start of the article text is signalled by `\begin{document}`. Authors of very long articles may find it convenient to separate their article into a series of files each containing a section, each of which is called in turn by the primary file.

Authors may add their own macros at the start of an article provided they do not overwrite existing definitions and that they send copies of their new macros with their text file. Macros for the individual paper not included in a style file should be inserted in the preamble to the paper with comments to describe any complex or non-obvious ones. `iopart` can be used with other package files such as those loading the AMS extension fonts `msam` and `msbm` (these fonts provide the blackboard bold alphabet and various extra maths symbols as well as symbols useful in figure captions); an extra style file `iopams.sty` is provided to load these packages and provide extra definitions for bold Greek letters.

2.1. Double-column journals

Authors writing for double-column journals should use the `iopart` class file. Conversion from the single-column format to the double-column output required for printing will be done during the production process. However, authors should bear in mind that all mathematical formulae will need to be fitted into the width of a single column, so individual lines of equations should not occupy more than two thirds of the line width in this preprint form.

Table 1. Types of article defined in the `iopart.cls` class file.

Command	Type	Heading on first page
<code>\title{#1}</code>	Paper	—
<code>\review{#1}</code>	Review	REVIEW
<code>\topical{#1}</code>	Topical review	TOPICAL REVIEW
<code>\comment{#1}</code>	Comment	COMMENT
<code>\note{#1}</code>	Note	NOTE
<code>\paper{#1}</code>	Paper	—
<code>\prelim{#1}</code>	Preliminary communication	PRELIMINARY COMMUNICATION
<code>\rapid{#1}</code>	Rapid communication	RAPID COMMUNICATION
<code>\letter{#1}</code>	Letter	LETTER TO THE EDITOR
<code>\article{#1}{#2}</code>	Other articles	Whatever is entered as #1

3. The title and abstract page

The code for setting the title page information is slightly different from the normal default in L^AT_EX.

3.1. Titles and article types

The title is set using the command `\title{#1}`, where #1 is the title of the article. The first letter of the title should be capitalized with the rest in lower case. Mathematical expressions within the title may be left in light-face type.

If the title is too long to use as a running head at the top of each page (apart from the first) a short form can be provided as an optional argument (in square brackets) before the full title, i.e. `\title[Short title]{Full title}`.

For article types other than papers, `iopart.cls` has a generic heading `\article[Short title]{TYPE}{Full title}` and the specific definitions given in table 1. In each case (apart from Letters to the Editor) an optional argument can be used immediately after the control sequence name to specify the short title; where no short title is given the full title will be used as the running head. For Letters use `\letter{Full title}`, no short title is required as the running head is automatically defined to be *Letter to the Editor*. The generic heading could be used for articles such as those presented at a conference or workshop, e.g.

```
\article[Short title]{WORKSHOP ON HIGH-ENERGY PHYSICS}{Title}
```

Footnotes to titles may be given, though acknowledgment of funding should be included in the acknowledgments section rather than here. A footnote can be included by using `\footnote{Text of footnote.}` immediately after the title.

3.2. Authors' names and addresses

The next information required is the list of authors' names and their affiliations. For the authors' names type `\author{#1}`, where #1 is the list of all authors' names. The style for the names is initials then family name, with a comma after all but the last two

names, which are separated by ‘and’. Initials should *not* be followed by full stops. First (given) names may be used if desired and Chinese-style names included in the form they should be printed in. If the authors are at different addresses a superscripted number, e.g. ¹, \$¹, should be used after each name to reference the author to his/her address. If an author has additional information to appear as a footnote, such as a permanent address, a normal L^AT_EX footnote command should be given after the family name and address marker with this extra information.

The addresses of the authors’ affiliations follow the list of authors. Each address is set by using `\address{#1}` with the address as the single parameter in braces. If there is more than one address then the appropriate superscripted number, followed by a space, should come at the start of the address.

Please also add the e-mail addresses for at least one of the authors. This is done by inserting the command `\ead{#1}` after the postal address(es) where #1 is the e-mail address. See section 3.7 for sample coding. For more than one e-mail address, please use the command `\eads{\mailto{#1}, \mailto{#2}}` with `\mailto` surrounding each e-mail address.

3.3. The abstract

The abstract follows the addresses and should give readers concise information about the content of the article and indicate the main results obtained and conclusions drawn. It should be self-contained with no reference to figures, tables, equations, bibliographic references etc included and should not normally exceed 200 words. To indicate the start of the abstract type `\begin{abstract}` followed by the text of the abstract (not in braces). The abstract should normally be restricted to a single paragraph and is terminated by the command `\end{abstract}`

3.4. Subject classification numbers

Any Physics and Astronomy Classification System (PACS) codes or Mathematics Subject Classification (MSC) scheme numbers should come immediately after the abstract. Classification codes can greatly help in the choice of suitable referees and allocation of articles to subject areas. For *Inverse Problems* and *Nonlinearity* authors may use either PACS or MSC codes.

PACS or MSC numbers are included after the abstract using `\pacs{#1}` and `\ams{#1}` respectively.

After any classification numbers the command `\submitto{#1}` can be inserted, where #1 is the journal name written in full or the appropriate control sequence as given in table B1. This command is not essential to the running of the file.

3.4.1. Information on PACS and MSC

For more information on PACS and MSC see

- MSC: <http://www.ams.org/msc>

- PACS: <http://www.aip.org/pacs>

3.5. Keywords

Keywords should be provided for submissions to *Measurement Science and Technology*, *Physical Biology*, *Physiological Measurement*, and both parts of *Journal of Optics*. Add these as a new paragraph starting `\noindent\it Keywords\`: after the end of the abstract.

3.6. Making a separate title page

The command `\maketitle` forces a page break after the point where it is inserted and so to keep the header material on a separate page from the body of the text insert `\maketitle` or `\newpage` before the start of the text. If `\maketitle` is not included the text of the article will start immediately after the abstract.

3.7. Sample coding for the start of an article

The code for the start of a title page of a typical paper might read:

```
\documentclass[12pt]{iopart}
\begin{document}
\title[The anomalous magnetic moment of the
neutrino]{The anomalous magnetic moment of the
neutrino and its relation to the solar neutrino problem}

\author{P J Smith1, T M Collins2,
R J Jones3\footnote{Present address:
Department of Physics, University of Bristol, Tyndalls Park Road,
Bristol BS8 1TS, UK.} and Janet Williams3}

\address{$^1$ Mathematics Faculty, Open University,
Milton Keynes MK7 6AA, UK}
\address{$^2$ Department of Mathematics,
Imperial College, Prince Consort Road, London SW7 2BZ, UK}
\address{$^3$ Department of Computer Science,
University College London, Gower Street, London WC1E 6BT, UK}
\ead{williams@ucl.ac.uk}

\begin{abstract}
...
\end{abstract}
\pacs{1315, 9440T}
\submitto{JPG}
\maketitle
```

4. The text

4.1. Sections, subsections and subsubsections

The text of articles may be divided into sections, subsections and, where necessary, subsubsections. To start a new section, end the previous paragraph and then include `\section` followed by the section heading within braces. Numbering of sections is done *automatically* in the headings: sections will be numbered 1, 2, 3, etc, subsections will be numbered 2.1, 2.2, 3.1, etc, and subsubsections will be numbered 2.3.1, 2.3.2, etc. Cross references to other sections in the text should, where possible, be made using labels (see section 7) but can also be made manually. See section 5.7 for information on the numbering of displayed equations. Subsections and subsubsections are similar to sections but the commands are `\subsection` and `\subsubsection` respectively. Sections have a bold heading, subsections an italic heading and subsubsections an italic heading with the text following on directly.

```
\section{This is the section title}
\subsection{This is the subsection title}
```

The first section is normally an introduction, which should state clearly the object of the work, its scope and the main advances reported, with brief references to relevant results by other workers. In long papers it is helpful to indicate the way in which the paper is arranged and the results presented.

Footnotes should be avoided whenever possible and can often be included in the text as phrases or sentences in parentheses. If required, they should be used only for brief notes that do not fit conveniently into the text. The use of displayed mathematics in footnotes should be avoided wherever possible and no equations within a footnote should be numbered. The standard L^AT_EX macro `\footnote` should be used.

4.2. Acknowledgments

Authors wishing to acknowledge assistance or encouragement from colleagues, special work by technical staff or financial support from organizations should do so in an unnumbered ‘Acknowledgments’ section immediately following the last numbered section of the paper. The command `\ack` sets the acknowledgments heading as an unnumbered section. For Letters `\ack` does not set a heading but leaves a line space and does not indent the next paragraph.

4.3. Appendices

Technical detail that it is necessary to include, but that interrupts the flow of the article, may be consigned to an appendix. Any appendices should be included at the end of the main text of the paper, after the acknowledgments section (if any) but before the reference list. If there are two or more appendices they should be called Appendix A, Appendix B, etc. Numbered equations will be in the form (A.1), (A.2), etc, figures will appear as figure A1, figure B1, etc and tables as table A1, table B1, etc.

The command `\appendix` is used to signify the start of the appendices. Thereafter `\section`, `\subsection`, etc, will give headings appropriate for an appendix. To obtain a simple heading of ‘Appendix’ use the code `\section*{Appendix}`. If it contains numbered equations, figures or tables the command `\appendix` should precede it and `\setcounter{section}{1}` must follow it.

4.4. Some matters of style

It will help the readers if your article is written in a clear, consistent and concise manner. The Production Department at Institute of Physics Publishing will try to make sure that your work is presented to its readers in the best possible way without sacrificing the individuality of your writing. Some recommended points to note, however, are the following.

- (i) Authors are often inconsistent in the use of ‘ize’ and ‘ise’ endings. We recommend using ‘-ize’ spellings (diagonalize, renormalization, minimization, etc) but there are some common exceptions to this, for example: devise, promise and advise.
- (ii) English spellings are mandatory (colour, flavour, behaviour, tunnelling, artefact, focused, focusing, fibre, etc) except in the following journals where either American or English spellings are acceptable: *Physical Biology*, *Smart Materials and Structures* and *Journal of Micromechanics and Microengineering*.
- (iii) The words table and figure should be written in full and **not** abbreviated to tab. and fig. Do not include ‘eq.’ ‘equation’ etc before an equation number or ‘ref.’ ‘reference’ etc before a reference number.

Please check your article carefully for accuracy, consistency and clarity before submission. Remember that your article will probably be read by many people whose native language is not English and who may not therefore be aware of many of the subtle meanings of words or idiomatic phrases present in the English language. It therefore helps if you try to keep sentences as short and simple as possible.

5. Mathematics

5.1. Two-line constructions

The great advantage of L^AT_EX over other text processing systems is its ability to handle mathematics to almost any degree of complexity. However, in order to produce an article suitable for publication both within a print journal and online, authors should exercise some restraint on the constructions used. Some equations using very small characters which are clear in a preprint style article may be difficult read in a smaller format or online at a relatively low resolution. For simple fractions in the text the solidus /, as in $\lambda/2\pi$, should be used instead of `\frac` or `\over`, care being taken to use parentheses where necessary to avoid ambiguity, for example to distinguish between $1/(n-1)$ and $1/n-1$. Exceptions to this are the proper fractions $\frac{1}{2}$, $\frac{1}{3}$, $\frac{3}{4}$, etc, which are better left

in this form. In displayed equations horizontal lines are preferable to solidi provided the equation is kept within a height of two lines. A two-line solidus should be avoided where possible; the construction $(\dots)^{-1}$ should be used instead; for example use:

$$\frac{1}{M_a} \left(\int_0^\infty d\omega \frac{|S_o|^2}{N} \right)^{-1} \quad \text{instead of} \quad \frac{1}{M_a} / \int_0^\infty d\omega \frac{|S_o|^2}{N}.$$

5.2. Roman and italic in mathematics

In mathematics mode L^AT_EX automatically sets variables in an italic font. In most cases authors should accept this italicization. However, there are some cases where it is better to use a Roman font; for instance, IOP journals use a Roman d for a differential d, a Roman e for an exponential e and a Roman i for the square root of -1 . To accommodate this and to simplify the typing of equations we have provided some extra definitions. `\rmd`, `\rme` and `\rmi` now give Roman d, e and i respectively for use in equations, e.g. $i x e^{2x} dx/dy$ is obtained by typing `\$ \rmi x \rme^{2x} \rmd x / \rmd y \$`.

Certain other common mathematical functions, such as cos, sin, det and ker, should appear in Roman type. L^AT_EX provides macros for most of these functions (in the cases above, `\cos`, `\sin`, `\det` and `\ker` respectively); we have also provided additional definitions for Tr, tr and O (`\Tr`, `\tr` and `\Or`, respectively).

Subscripts and superscripts should be in Roman type if they are labels rather than variables or characters that take values. For example in the equation

$$\epsilon_m = -g\mu_n B m$$

m , the z component of the nuclear spin, is italic because it can have different values whereas n is Roman because it is a label meaning nuclear (μ_n is the nuclear magneton).

5.3. Displayed equations in double-column journals

Authors should bear in mind that all mathematical formulae in double-column journals will need to be fitted into the width of a single column, so individual lines of equations should not occupy more than two thirds of the line width in this preprint form.

5.4. Special characters for mathematics

Bold italic characters can be used in our journals to signify vectors (rather than using an upright bold or an over arrow). To obtain this effect use `\bi{#1}` within maths mode, e.g. ***ABCdef***. If upright bold characters are required in maths use `\mathbf{#1}` within maths mode, e.g. **XYZabc**. The calligraphic (script) uppercase alphabet is obtained with `\mathcal{AB}` or `\cal{CD}` (*ABCD*).

The American Mathematical Society provides a series of extra symbol fonts to use with L^AT_EX and packages containing the character definitions to use these fonts. Authors wishing to use Fraktur or Blackboard Bold can include the appropriate AMS package (e.g. `amsgen`, `amsfonts`, `amsbsy`, `amssymb`) with a `\usepackage` command or

Table 2. Other macros defined in IOP macros for use in maths.

Macro	Result	Description
<code>\fl</code>		Start line of equation full left
<code>\case{#1}{#2}</code>	$\frac{\#1}{\#2}$	Text style fraction in display
<code>\Tr</code>	Tr	Roman Tr (Trace)
<code>\tr</code>	tr	Roman tr (trace)
<code>\Or</code>	O	Roman O (of order of)
<code>\tdot{#1}</code>	$\ddot{\#1}$	Triple dot over character
<code>\lshad</code>	\llbracket	Text size left shadow bracket
<code>\rshad</code>	\rrbracket	Text size right shadow bracket

add the command `\usepackage{iopams}` which loads the four AMS packages mentioned above and also provides definitions for extra bold characters (all Greek letters and some additional other symbols).

The package `iopams` uses the definition `\boldsymbol` in `amsbsy` which allows individual non-alphabetical symbols and Greek letters to be made bold within equations. The bold Greek lowercase letters are obtained with the commands `\balpha` ... `\bomega` (but note that bold eta is `\bfeta` rather than `\beta`) and the capitals with commands `\bGamma` ... `\bOmega`. Bold versions of the following symbols are predefined in `iopams`: bold partial `\bpartial`, bold ‘ell’ `\bell`, bold `\imath` `\bimath`, bold `\jmath` `\bjmath`, bold infinity `\binfty`, bold nabla `\bnabla`, bold centred dot `\bdot`, other characters are made bold using `\boldsymbol{\symbolname}`.

Please do not use the style file `amsmath.sty` (part of the AMSTeX package) in conjunction with `iopart.cls`. This will result in several errors. To make use of the macros defined in `amsmath.sty`, we have provided the file `setstack.sty` which reproduces the following useful macros from `amsmath.sty`:

```
\overset \underset \sideset \substack \boxed \leftroot
\uproot \dddot \dddot \varrow \harow
```

Table 2 lists some other macros for use in mathematics with a brief description of their purpose.

5.5. Alignment of displayed equations

The normal style for aligning displayed equations is to align them left rather than centre them. The class file automatically does this and indents each line of a display. To make any line start at the left margin of the page, add `\fl` at its start (to indicate full left).

Using the `eqnarray` environment equations will naturally be aligned left without the use of any ampersands for alignment, see equations (1) and (8)

$$\alpha + \beta = \gamma^2 \tag{1}$$

$$\alpha^2 + 2\gamma + \cos \theta = \delta \tag{2}$$

This is the normal equation style for our journals.

Where some secondary alignment is needed, for instance a second part of an equation on a second line, a single ampersand is added at the point of alignment in each line (see (3) and (4)).

$$\alpha = 2\gamma^2 + \cos \theta + \frac{XY \sin \theta}{X + Y \cos \theta} \quad (3)$$

$$= \delta \theta PQ \cos \gamma. \quad (4)$$

Two points of alignment are possible using two ampersands for alignment (see (5) and (6)). Note in this case extra space `\quad` is added before the second ampersand in the longest line (the top one) to separate the condition from the equation.

$$\alpha = 2\gamma^2 + \cos \theta + \frac{XY \sin \theta}{X + Y \cos \theta} \quad \theta > 1 \quad (5)$$

$$= \delta \theta PQ \cos \gamma \quad \theta \leq 1 \quad (6)$$

For a long equation which has to be split over more than one line the first line should start at the left margin, this is achieved by inserting `\fl` (full left) at the start of the line, the use of the alignment parameter `&` is not necessary unless some secondary alignment is needed.

$$\begin{aligned} \alpha + 2\gamma^2 = \cos \theta + \frac{XY \sin \theta}{X + Y \cos \theta} + \frac{XY \sin \theta}{X - Y \cos \theta} + + \left(\frac{XY \sin \theta}{X + Y \cos \theta} \right)^2 \\ + \left(\frac{XY \sin \theta}{X - Y \cos \theta} \right)^2 \end{aligned} \quad (7)$$

The Plain T_EX command `\eqalign` can be used within an `equation` environment to obtain a multiline equation with a single centred number, for example

$$\begin{aligned} \alpha + \beta &= \gamma^2 \\ \alpha^2 + 2\gamma + \cos \theta &= \delta. \end{aligned} \quad (8)$$

5.6. Miscellaneous points

Exponential expressions, especially those containing subscripts or superscripts, are clearer if the notation `exp(...)` is used except for simple examples. For instance `exp[i(kx - ωt)]` and `exp(z2)` are preferred to `ei(kx-ωt)` and `ez2`, but `ex` is acceptable. Similarly the square root sign `√` should only be used with relatively simple expressions, e.g. `√2` and `√(a2 + b2)`; in other cases the power 1/2 should be used; for example, `[(x2 + y2)/xy(x - y)]1/2.`

It is important to distinguish between `ln` = log_e and `lg` = log₁₀. Braces, brackets and parentheses should be used in the following order: `{[()]}`. The same ordering of brackets should be used within each size. However, this ordering can be ignored if the brackets have a special meaning (e.g. if they denote an average or a function). Decimal fractions should always be preceded by a zero: for example **0.123** **not** `.123`. For long numbers commas are not inserted but instead a thin space is added after every

third character away from the position of the decimal point unless this leaves a single separated character: e.g. 60 000, 0.123 456 78 but 4321 and 0.7325.

Equations should be followed by a full stop (periods) when at the end of a sentence.

5.7. Equation numbering

L^AT_EX provides facilities for automatically numbering equations and these should be used where possible. Sequential numbering (1), (2), etc, is the default numbering system although, if the command `\eqnobysec` is included in the preamble, equation numbering by section is obtained, e.g. (2.1), (2.2), etc. In articles with several appendices equation numbering by section is useful in the appendices even when sequential numbering has been used throughout the main body of the text and is switched on by the `\appendix` command. Equation numbering by section *must* be used for *Reports on Progress in Physics*. When referring to an equation in the text it is not normally necessary to include the word equation before the number, which should be parentheses. Do not use abbreviations such as eqn or eq. When cross-referencing is used, `(\ref{<label>})` will produce ‘(<eqnum>)', `\eref{<label>}` produces ‘(<eqnum>)' and `\Eref{<label>}` produces ‘Equation (<eqnum>)', where <label> is the label to produce equation number <eqnum>.

Sometimes it is useful to number equations as parts of the same basic equation. This can be accomplished by inserting the commands `\numparts` before the equations concerned and `\endnumparts` when reverting to the normal sequential numbering. The equations below show the previous equations numbered as separate parts using `\numparts ... \endnumparts` and the `eqnarray` environment

$$T_{11} = (1 + P_e)I_{\uparrow\uparrow} - (1 - P_e)I_{\uparrow\downarrow} \quad (9a)$$

$$T_{-1-1} = (1 + P_e)I_{\downarrow\downarrow} - (1 - P_e)I_{\uparrow\downarrow} \quad (9b)$$

$$S_{11} = (3 + P_e)I_{\downarrow\uparrow} - (3 - P_e)I_{\uparrow\uparrow} \quad (9c)$$

$$S_{-1-1} = (3 + P_e)I_{\uparrow\downarrow} - (3 - P_e)I_{\downarrow\downarrow} \quad (9d)$$

5.8. Miscellaneous extra commands for displayed equations

The `\cases` command of Plain T_EX is available for use with L^AT_EX but has been amended slightly to increase the space between the equation and the condition. Equation (10) demonstrates simply the output from the `\cases` command

$$X = \begin{cases} 1 & \text{for } x \geq 0 \\ -1 & \text{for } x < 0 \end{cases} \quad (10)$$

To obtain text style fractions within displayed maths the command `\case{#1}{#2}` can be used (see equations (2) and (5)) instead of the usual `\frac{#1}{#2}` command or `{#1 \over #2}`.

When two or more short equations are on the same line they should be separated by a ‘qqquad space’ (`\qqquad`), rather than `\quad` or any combination of `\,`, `\>`, `\;` and `\ .`

6. Referencing

Two different styles of referencing are in common use: the Harvard alphabetical system and the Vancouver numerical system. All IOP journals allow the use of the Harvard or Vancouver system (authors should use the style they are comfortable with), apart from the following journals

- *Physics in Medicine and Biology*
- *Physiological Measurement*

for which authors must use the Harvard referencing style.

6.1. Alphabetical (Harvard) system

In the Harvard system the name of the author appears in the text together with the year of publication. As appropriate, either the date or the name and date are included within parentheses. Where there are only two authors both names should be given in the text; if there are more than two authors only the first name should appear followed by ‘*et al*’ (which can be obtained by typing `\etal`). When two or more references to work by one author or group of authors occur for the same year they should be identified by including a, b, etc after the date (e.g. 1986a). If several references to different pages of the same article occur the appropriate page number may be given in the text, e.g. Kitchen (1982, p 39).

The reference list at the end of an article consists of an unnumbered ‘References’ section containing an alphabetical listing by authors’ names and in date order for each author or group of identical authors. The reference list in the preprint style is started by including the command `\section*{References}` and then `\begin{harvard}`. Individual references start with `\item[]` and the reference list is completed with `\end{harvard}`. There is also a shortened form of the coding; `\section*{References}` and `\begin{harvard}` can be replaced by the single command `\References` and `\end{harvard}` can be shortened to `\endrefs`.

6.2. Numerical (Vancouver) system

In the numerical system references are numbered sequentially throughout the text. The numbers occur within square brackets and one number can be used to designate several references. A numerical reference list in the `iopart` style is started by including the command `\section*{References}` and then `\begin{thebibliography}{<num>}`, where `<num>` is the largest number in the reference list (or any other number with the same number of digits). The reference list gives the references in numerical, not alphabetical, order and is completed by `\end{thebibliography}`. Short forms of the commands are again available: `\Bibliography{<num>}` can be used at the start of the references section and `\endbib` at the end.

A variant of this system is to use labels instead of numbers within square brackets, this method is allowed although not recommended.

6.3. BiBTeX

Note that for the journals listed at the start of section 6 authors should use the appropriate .bst file to produce references in the correct style—see section 1.1.3 for a list of recommended .bst files.

6.4. References, general

A complete reference should provide the reader with enough information to locate the article concerned. Titles of journal articles can also be included and are required for *Inverse problems*, *Journal of Neural Engineering*, *Measurement Science and Technology*, *Physical Biology*, *Physics in Medicine and Biology* and *Physiological Measurement*. Final page numbers of references are required for *Reports on Progress in Physics* and *Physiological Measurement*.

Up to ten authors may be given in a particular reference; where there are more than ten only the first should be given followed by ‘*et al*’. If an author is unsure of an abbreviation and the journal is not given in appendix B, it is best to leave the title in full.

The terms *loc. cit.* and *ibid.* should not be used. Unpublished conferences and reports should generally not be included in the reference list if a published version of the work exists. Articles in the course of publication should include the article title and the journal of publication, if known. A reference to a thesis submitted for a higher degree may be included if it has not been superseded by a published paper but the institution where the work was done should be included.

The basic structure of a reference in the reference list is the same in both the alphabetical and numerical systems, the only difference the code at the start of the reference. Alphabetic references are preceded by \item[], numeric by \bibitem{label} or just \item to generate a number or \nonum where a reference is not the first in a group of references under the same number.

Cross referencing between the text and the reference list is most useful in the numeric system but is not necessary for alphabetic referencing in the Harvard system as adding or deleting a reference does not normally change any of the other references. Care should, however, be taken to make sure that the text citations match the reference list and vice versa.

Note that footnotes to the text should not be included in reference list, but should appear at the bottom of the relevant page by using the \footnote command.

6.5. References to journal articles

A normal reference to a journal article contains three changes of font: the authors and date appear in Roman type, the journal title in italic, the volume number in bold and the page numbers in Roman again. A typical journal entry would be:

Cisneros A 1971 *Astrophys. Space Sci.* **10** 87

which would be obtained by typing, within the references environment

```
\item[] Cisneros A 1971 {\it Astrophys. Space Sci.} {\bf 10} 87
```

Features to note are the following.

- (i) The authors should be in the form surname (with only the first letter capitalized) **followed** by the initials with **no** periods after the initials. Authors should be separated by a comma except for the last two which should be separated by ‘and’ with no comma preceding it. For journals that accept titles of articles in the reference list, the title should be in Roman (upright) lower case letters, except for an initial capital, and should follow the date.
- (ii) The year of publication follows the authors and is not in parentheses. An article title (in Roman) would follow the year.
- (iii) The journal is in italic and is abbreviated. Appendix B gives a list of macros that will give the correct abbreviation for many of the common journals. If a journal has several parts denoted by different letters the part letter should be inserted after the journal in Roman type, e.g. *Phys. Rev. A*.
- (iv) The volume number is bold; the page number is Roman. Both the initial and final page numbers should be given where possible. The final page number should be in the shortest possible form and separated from the initial page number by an en rule (--), e.g. 1203–14.
- (v) Where there are two or more references with identical authors, the authors’ names should be repeated for the second and subsequent references. Each individual publication should be presented as a separate reference, although in the numerical system one number can be used for several references. This facilitates linking in the electronic version of the journal.

6.6. Electronic journal references

These often do not always follow the conventional *year-journal-volume-page numbers* pattern. Some examples are:

- [1] Carlip S and Vera R 1998 *Phys. Rev. D* **58** 011345
- [2] Davies K and Brown G 1997 *J. High Energy Phys.* JHEP12(1997)002
- [3] Hannestad S 2005 *J. Cosmol. Astropart. Phys.* JCAP02(2005)011
- [4] Hilhorst H J 2005 *J. Stat. Mech.* L02003
- [5] Gundlach C 1999 *Liv. Rev. Rel.* 1994-4

6.7. Preprint references

Preprint may be referenced but if the article concerned has been published in a peer-reviewed journal, that reference should take precedence. If only a preprint reference can be given, it is helpful to include the article title. Examples are:

- [1] Neilson D and Choptuik M 2000 *Class. Quantum Grav.* **17** 761 (*Preprint* gr-qc/9812053)
- [2] Harrison M 1999 Dipheomorphism-invariant manifolds *Preprint* hep-th/9909196

6.8. References to books, conference proceedings and reports

References to books, proceedings and reports are similar, but have only two changes of font. The authors and date of publication are in Roman, the title of the book is in italic, and the editors, publisher, town of publication and page number are in Roman. A typical reference to a book and a conference paper might be

Dorman L I 1975 *Variations of Galactic Cosmic Rays* (Moscow: Moscow State University Press) p 103
 Caplar R and Kulisic P 1973 *Proc. Int. Conf. on Nuclear Physics (Munich)* vol 1 (Amsterdam: North-Holland/American Elsevier) p 517

which would be obtained by typing

```
\item[] Dorman L I 1975 {\it Variations of Galactic Cosmic Rays}
(Moscow: Moscow State University Press) p~103
\item[] Caplar R and Kulisic P 1973 {\it Proc. Int. Conf. on Nuclear
Physics (Munich)} vol~1 (Amsterdam: North-Holland/American
Elsevier) p~517
```

respectively.

Features to note are the following.

- (i) Book titles are in italic and should be spelt out in full with initial capital letters for all except minor words. Words such as Proceedings, Symposium, International, Conference, Second, etc should be abbreviated to Proc., Symp., Int., Conf., 2nd, respectively, but the rest of the title should be given in full, followed by the date of the conference and the town or city where the conference was held. For Laboratory Reports the Laboratory should be spelt out wherever possible, e.g. *Argonne National Laboratory Report*.
- (ii) The volume number as, for example, vol 2, should be followed by the editors, if any, in a form such as ed A J Smith and P R Jones. Use *et al* if there are more than two editors. Next comes the town of publication and publisher, within brackets and separated by a colon, and finally the page numbers preceded by p if only one number is given or pp if both the initial and final numbers are given.
- (iii) If a book is part of a series (for examples, *Springer Tracts in Modern Physics*), the series title and volume number is given in parentheses after the book title. Whereas for an individual volume in a multivolume set, the set title is given first, then the volume title.

Morse M 1996 Supersonic beam sources *Atomic Molecular and Optical Physics (Experimental Methods in the Physical Sciences* vol 29) ed F B Dunning and R Hulet (San Diego: Academic)

Fulco C E, Liverman C T and Sox H C (eds) 2000 *Gulf War and Health* vol 1 *Depleted Uranium, Pyridostigmine Bromide, Sarin, and Vaccines* (Washington, DC: The National Academies Press)

7. Cross referencing

The facility to cross reference items in the text is very useful when composing articles as the precise form of the article may be uncertain at the start and revisions and amendments may subsequently be made. L^AT_EX provides excellent facilities for doing cross-referencing and these can be very useful in preparing articles.

7.1. References

Cross referencing is useful for numeric reference lists because, if it is used, adding another reference to the list does not then involve renumbering all subsequent references. It is not necessary for referencing in the Harvard system where the final reference list is alphabetical and normally no other changes are necessary when a reference is added or deleted. Two passes are necessary initially to get the cross references right but once they are correct a single run is usually sufficient provided an `.aux` file is available and the file is run to the end each time. `\cite` and `\bibitem` are used to link citations in the text with their entry in the reference list; if the reference list contains an entry `\bibitem{label}`, then `\bibitem{label}` will produce the correct number in the reference list and `\cite{label}` will produce the number within square brackets in the text. `label` may contain alphabetic letters, or punctuation characters but must not contain spaces or commas. It is also recommended that the underscore character `_` is not used in cross referencing. Thus labels for the form `eq:partial`, `fig:run1`, `eq:dy'`, etc, may be used. When several references occur together in the text `\cite` may be used with multiple labels with commas but no spaces separating them; the output will be the numbers within a single pair of square brackets with a comma and a thin space separating the numbers. Thus `\cite{label1,label2,label4}` would give [1, 2, 4]. Note that no attempt is made by the style file to sort the labels and no shortening of groups of consecutive numbers is done. Authors should therefore try to use multiple labels in the correct order.

The numbers for the cross referencing are generated in the order the references appear in the reference list, so that if the entries in the list are not in the order in which the references appear in the text then the numbering within the text will not be sequential. To correct this change the ordering of the entries in the reference list and then rerun *twice*.

7.2. Equation numbers, sections, subsections, figures and tables

Labels for equation numbers, sections, subsections, figures and tables are all defined with the `\label{label}` command and cross references to them are made with the `\ref{label}` command.

Table 3. Alternatives to the normal references `\ref` and the text generated by them. Note it is not normally necessary to include the word equation before an equation number except where the number starts a sentence. The versions producing an initial capital should only be used at the start of sentences.

Reference	Text produced
<code>\eref{<label>}</code>	(<num>)
<code>\Eref{<label>}</code>	Equation (<num>)
<code>\fref{<label>}</code>	figure <num>
<code>\Fref{<label>}</code>	Figure <num>
<code>\sref{<label>}</code>	section <num>
<code>\Sref{<label>}</code>	Section <num>
<code>\tref{<label>}</code>	table <num>
<code>\Tref{<label>}</code>	Table <num>

Any section, subsection, subsubsection, appendix or subappendix command defines a section type label, e.g. 1, 2.2, A2, A1.2 depending on context. A typical article might have in the code of its introduction ‘The results are discussed in section~`\ref{disc}`.’ and the heading for the discussion section would be:

```
\section{Results}\label{disc}
```

Labels to sections, etc, may occur anywhere within that section except within another numbered environment. Within a maths environment labels can be used to tag equations which are referred to within the text.

In addition to the standard `\ref{<label>}` the abbreviated forms given in the table 3 are available for reference to standard parts of the text

8. Tables and table captions

Tables are numbered serially and referred to in the text by number (table 1, etc, **not** tab. 1). Each table should have an explanatory caption which should be as concise as possible. If a table is divided into parts these should be labelled (*a*), (*b*), (*c*), etc but there should be only one caption for the whole table, not separate ones for each part.

In the preprint style the tables may be included in the text or listed separately after the reference list starting on a new page.

8.1. The basic table format

The standard form for a table is:

```
\begin{table}
\caption{\label{label}Table caption.}
\begin{indented}
\item[]\begin{tabular}{@{}llll}
\br
Head 1&Head 2&Head 3&Head 4\\
```

Table 4. A simple example produced using the standard table commands and `\lineup` to assist in aligning columns on the decimal point. The width of the table and rules is set automatically by the preamble.

<i>A</i>	<i>B</i>	<i>C</i>	<i>D</i>	<i>E</i>	<i>F</i>	<i>G</i>
23.5	60	0.53	−20.2	−0.22	1.7	14.5
39.7	−60	0.74	−51.9	−0.208	47.2	146
123.7	0	0.75	−57.2	—	—	—
3241.56	60	0.60	−48.1	−0.29	41	15

```

\mr
1.1&1.2&1.3&1.4\\
2.1&2.2&2.3&2.4\\
\br
\end{tabular}
\end{indented}
\end{table}

```

Points to note are:

- (i) The caption comes before the table. It should have a period at the end.
- (ii) Tables are normally set in a smaller type than the text. The normal style is for tables to be indented. This is accomplished by using `\begin{indented}` ... `\end{indented}` and putting `\item[]` before the start of the tabular environment. Omit these commands for any tables which will not fit on the page when indented.
- (iii) The default is for columns to be aligned left and adding `@{}` omits the extra space before the first column.
- (iv) Tables have only horizontal rules and no vertical ones. The rules at the top and bottom are thicker than internal rules and are set with `\br` (bold rule). The rule separating the headings from the entries is set with `\mr` (medium rule).
- (v) Numbers in columns should be aligned on the decimal point; to help do this a control sequence `\lineup` has been defined which sets `\0` equal to a space the size of a digit, `\m` to be a space the width of a minus sign, and `\-` to be a left overlapping minus sign. `\-` is for use in text mode while the other two commands may be used in maths or text. (`\lineup` should only be used within a table environment after the caption so that `\-` has its normal meaning elsewhere.) See table 4 for an example of a table where `\lineup` has been used.

8.2. Simplified coding and extra features for tables

The basic coding format can be simplified using extra commands provided in the `iopart` class file. The commands up to and including the start of the tabular environment can be replaced by

```
\Table{\label{label}Table caption}
```

Table 5. A table with headings spanning two columns and containing notes. To improve the visual effect a negative skip (`\ns`) has been put in between the lines of the headings. Commands set-up by `\lineup` are used to aid alignment in columns. `\lineup` is defined within the `\Table` definition.

Nucleus	Thickness (mg cm ⁻²)	Composition	Separation energies	
			γ , n (MeV)	γ , 2n (MeV)
¹⁸¹ Ta	19.3 ± 0.1 ^a	Natural	7.6	14.2
²⁰⁸ Pb	3.8 ± 0.8 ^b	99% enriched	7.4	14.1
²⁰⁹ Bi	2.86 ± 0.01 ^b	Natural	7.5	14.4

^a Self-supporting.

^b Deposited over Al backing.

this also activates the definitions within `\lineup`. The final three lines can also be reduced to `\endTable` or `\endtab`. Similarly for a table which does not fit in when indented `\fulltable{\label{label}caption} ... \endfulltable` or `\endtab` can be used. L^AT_EX optional positional parameters can, if desired, be added after `\Table{\label{label}caption}` and `\fulltable{\label{label}caption}`.

`\centre{#1}{#2}` can be used to centre a heading `#2` over `#1` columns and `\crule{#1}` puts a rule across `#1` columns. A negative space `\ns` is usually useful to reduce the space between a centred heading and a centred rule. `\ns` should occur immediately after the `\\` of the row containing the centred heading (see code for table 5). A small space can be inserted between rows of the table with `\ms` and a half line space with `\bs` (both must follow a `\\` but should not have a `\\` following them).

Units should not normally be given within the body of a table but given in brackets following the column heading; however, they can be included in the caption for long column headings or complicated units. Where possible tables should not be broken over pages. If a table has related notes these should appear directly below the table rather than at the bottom of the page. Notes can be designated with footnote symbols (preferable when there are only a few notes) or superscripted small roman letters. The notes are set to the same width as the table and in normal tables follow after `\end{tabular}`, each note preceded by `\item[]`. For a full width table `\noindent` should precede the note rather than `\item[]`. To simplify the coding `\tabnotes` can, if desired, replace `\end{tabular}` and `\endtabnotes` replaces `\end{indented}\end{table}`.

If all the tables are grouped at the end of a document the command `\Tables` is used to start a new page and set a heading ‘Tables and table captions’. If the tables follow an appendix then add the command `\noappendix` to revert to normal style numbering.

9. Figures and figure captions

Figures (with their captions) can be incorporated into the text at the appropriate position or grouped together at the end of the article. If the figures are at the end of the article and follow an appendix then add the command `\noappendix` to revert to normal style numbering.

9.1. Using copyright material

If you wish to illustrate your paper using material for which you do not own the copyright then you must seek permission from the copyright holder, usually both the author and the publisher of the previous work. It is the author's responsibility to obtain copyright permissions and this should be done prior to submitting your paper. If you have obtained permission, please provide full details of the permission granted—for example, copies of the text of any e-mails or a copy of any letters you may have received. Figure captions must include an acknowledgment of the original source of the material even when permission to use has been obtained.

9.2. Inclusion of graphics files

Using the `graphicx` package graphics files can be included within figure and center environments at an appropriate point within the text using code such as:

```
\includegraphics{file.eps}
```

The `graphicx` package supports various optional arguments to control the appearance of the figure. Other similar packages can also be used (e.g. `graphics`, `epsf`). For more detail about graphics inclusion see the documentation of the `graphicx` package, refer to one of the books on L^AT_EX [1] or download some of the excellent free documentation available via the Comprehensive TeX Archive Network (CTAN) <http://www.ctan.org>—in particular see [2]. IOP's graphics guidelines, *Preparing graphics for IOP journals*, provide further information on preparing EPS files—a copy should have accompanied this document but it may be download from authors.iop.org.

9.3. Captions

Each figure should have a brief caption describing it and, if necessary, interpreting the various lines and symbols on the figure. As much lettering as possible should be removed from the figure itself and included in the caption. If a figure has parts, these should be labelled (a), (b), (c), etc and all parts should be described within a single caption. Table 6 gives the definitions for describing symbols and lines often used within figure captions (more symbols are available when using the optional packages loading the AMS extension fonts).

Table 6. Control sequences to describe lines and symbols in figure captions.

Control sequence	Output	Control sequence	Output
<code>\dotted</code>	<code>\opencircle</code>	○
<code>\dashed</code>	----	<code>\opentriangle</code>	△
<code>\broken</code>	---	<code>\opentriangledown</code>	▽
<code>\longbroken</code>	— — —	<code>\fullsquare</code>	■
<code>\chain</code>	— . —	<code>\opensquare</code>	□
<code>\dashddot</code>	— . . —	<code>\fullcircle</code>	●
<code>\full</code>	——	<code>\opendiamond</code>	◇

9.4. Multimedia

All of our journals encourage authors to submit multimedia attachments to enhance the online versions of published research articles. Multimedia enhancements typically consist of video clips, animations or supplementary data such as data files, tables of extra information or extra figures. They can add to the reader’s understanding and present results in attractive ways that go beyond what can be presented in the print version of the journal. The printed journal remains the archival version, and multimedia items are supplements which enhance a reader’s understanding of the paper but are not essential to that understanding. For electronic-only journals, multimedia attachments may be used to convey essential information. Guidelines on multimedia file formats are contained in the document *Guidelines for authors* which can be accessed online by going to authors.iop.org.

Appendix A. List of macros for formatting text, figures and tables

Table A1. Macros available for use in text. Parameters in square brackets are optional.

Macro name	Purpose
<code>\title[#1]{#2}</code>	Title of article and short title (optional)
<code>\paper[#1]{#2}</code>	Title of paper and short title (optional)
<code>\letter{#1}</code>	Title of Letter to the Editor
<code>\comment[#1]{#2}</code>	Title of Comment and short title (optional)
<code>\topical[#1]{#2}</code>	Title of Topical Review and short title (optional)
<code>\review[#1]{#2}</code>	Title of review article and short title (optional)
<code>\note[#1]{#2}</code>	Title of Note and short title (optional)
<code>\prelim[#1]{#2}</code>	Title of Preliminary Communication & short title
<code>\author{#1}</code>	List of all authors
<code>\article[#1]{#2}{#3}</code>	Type and title of other articles and short title (optional)
<code>\address{#1}</code>	Address of author
<code>\pacs{#1}</code>	PACS classification codes
<code>\pacno{#1}</code>	Single PACS classification code
<code>\ams{#1}</code>	Mathematics Classification Scheme
<code>\submitto{#1}</code>	‘Submitted to’ message
<code>\maketitle</code>	Creates title page
<code>\begin{abstract}</code>	Start of abstract
<code>\end{abstract}</code>	End of abstract
<code>\nosections</code>	Inserts space before text when no sections
<code>\section{#1}</code>	Section heading
<code>\subsection{#1}</code>	Subsection heading
<code>\subsubsection{#1}</code>	Subsubsection heading
<code>\appendix</code>	Start of appendixes
<code>\ack</code>	Acknowledgments heading
<code>\References</code>	Heading for reference list
<code>\begin{harvard}</code>	Start of alphabetic reference list
<code>\end{harvard}</code>	End of alphabetic reference list
<code>\begin{thebibliography}{#1}</code>	Start of numeric reference list
<code>\end{thebibliography}</code>	End of numeric reference list
<code>\etal</code>	<i>et al</i> for text and reference lists
<code>\nonum</code>	Unnumbered entry in numerical reference list

Table A2. Macros defined within `iopart.cls` for use with figures and tables.

Macro name	Purpose
<code>\Figures</code>	Heading for list of figure captions
<code>\Figure{#1}</code>	Figure caption
<code>\Tables</code>	Heading for tables and table captions
<code>\Table{#1}</code>	Table caption
<code>\fulltable{#1}</code>	Table caption for full width table
<code>\endTable</code>	End of table created with <code>\Table</code>
<code>\endfulltab</code>	End of table created with <code>\fulltable</code>
<code>\endtab</code>	End of table
<code>\br</code>	Bold rule for tables
<code>\mr</code>	Medium rule for tables
<code>\ns</code>	Small negative space for use in table
<code>\centre{#1}{#2}</code>	Centre heading over columns
<code>\crule{#1}</code>	Centre rule over columns
<code>\lineup</code>	Set macros for alignment in columns
<code>\m</code>	Space equal to width of minus sign
<code>\-</code>	Left overhanging minus sign
<code>\0</code>	Space equal to width of a digit

Appendix B. Control sequences for journal abbreviations**Table B1.** Abbreviations for the IOP journals.

Macro name	Short form of journal title	Years relevant
<i>Current journals</i>		
<code>\CQG</code>	Class. Quantum Grav.	
<code>\EJP</code>	Eur. J. Phys.	
<code>\IP</code>	Inverse Problems	
<code>\JHEP</code>	J. High Energy Phys.	1999 and onwards
<code>\JMM</code>	J. of Michromech. and Microeng.	
<code>\JNE</code>	J. Neural Eng.	
<code>\JOA</code>	J. Opt. A: Pure and Applied Opt.	1998 and onwards
<code>\JOB</code>	J. Opt. B: Quantum and Semiclass. Opt.	1999 and onwards
<code>\JPA</code>	J. Phys. A: Math. Gen.	
<code>\jpb</code>	J. Phys. B: At. Mol. Opt. Phys.	1988 and onwards
<code>\JPCM</code>	J. Phys: Condens. Matter	1989 and onwards
<code>\JPD</code>	J. Phys. D: Appl. Phys.	
<code>\jpg</code>	J. Phys. G: Nucl. Part. Phys.	1989 and onwards
<code>\MSMSE</code>	Modelling Simul. Mater. Sci. Eng.	
<code>\MST</code>	Meas. Sci. Technol.	1990 and onwards
<code>\NJP</code>	New J. Phys.	1999 and onwards
<code>\NL</code>	Nonlinearity	
<code>\NT</code>	Nanotechnology	
<code>\PB</code>	Phys. Biol.	
<code>\PM</code>	Physiol. Meas.	
<code>\PMB</code>	Phys. Med. Biol.	
<code>\PPCF</code>	Plasma Physics and Controlled Fusion	
<code>\PSST</code>	Plasma Sources Sci. Technol.	
<code>\RPP</code>	Rep. Prog. Phys.	
<code>\SST</code>	Semicond. Sci. Technol.	
<code>\SMS</code>	Smart Mater. Struct.	
<code>\SUST</code>	Supercond. Sci. Technol.	
<i>No Longer Published</i>		
<code>\JPB</code>	J. Phys. B: At. Mol. Phys.	1968–1987
<code>\JPC</code>	J. Phys. C: Solid State Phys.	1968–1988
<code>\JPE</code>	J. Phys. E: Sci. Instrum.	1968–1989
<code>\JPF</code>	J. Phys. F: Met. Phys.	1971–1988
<code>\JPG</code>	J. Phys. G: Nucl. Phys.	1975–1988
<code>\PAO</code>	Pure and Applied Opt.	1992–1998
<code>\QO</code>	Quantum Opt.	1989–1994
<code>\QSO</code>	Quantum and Semiclass. Opt.	1995–1998

Table B2. Abbreviations for some more common non-IOP journals.

Macro name	Short form of journal
<code>\AC</code>	Acta Crystallogr.
<code>\AM</code>	Acta Metall.
<code>\AP</code>	Ann. Phys., Lpz
<code>\APNY</code>	Ann. Phys., NY
<code>\APP</code>	Ann. Phys., Paris
<code>\CJP</code>	Can. J. Phys.
<code>\GRG</code>	Gen. Rel. Grav.
<code>\JAP</code>	J. Appl. Phys.
<code>\JCP</code>	J. Chem. Phys.
<code>\JJAP</code>	Japan. J. Appl. Phys.
<code>\JMMM</code>	J. Magn. Magn. Mater.
<code>\JMP</code>	J. Math. Phys.
<code>\JOSA</code>	J. Opt. Soc. Am.
<code>\JP</code>	J. Physique
<code>\JPhCh</code>	J. Phys. Chem.
<code>\JPSJ</code>	J. Phys. Soc. Japan
<code>\JQSRT</code>	J. Quant. Spectrosc. Radiat. Transfer
<code>\NC</code>	Nuovo Cimento
<code>\NIM</code>	Nucl. Instrum. Methods
<code>\NP</code>	Nucl. Phys.
<code>\PF</code>	Phys. Fluids
<code>\PL</code>	Phys. Lett.
<code>\PR</code>	Phys. Rev.
<code>\PRL</code>	Phys. Rev. Lett.
<code>\PRS</code>	Proc. R. Soc.
<code>\PS</code>	Phys. Scr.
<code>\PSS</code>	Phys. Status Solidi
<code>\PTRS</code>	Phil. Trans. R. Soc.
<code>\RMP</code>	Rev. Mod. Phys.
<code>\RSI</code>	Rev. Sci. Instrum.
<code>\SSC</code>	Solid State Commun.
<code>\SPJ</code>	Sov. Phys.–JETP
<code>\ZP</code>	Z. Phys.

References

- [1] Goosens M, Rahtz S and Mittelbach F 1997 *The \LaTeX Graphics Companion* (Reading, MA: Addison-Wesley)
- [2] Reckdahl K 1997 *Using Imported Graphics in \LaTeX* (search CTAN for the file ‘epslatex.pdf’)

In Catilinam IV: A murder in 5 acts¹

Marcus Tullius Cicero^{a,2} Julius Caesar^c Catullus^c
Publius Maro Vergilius^b Unknown author^a

^a*Buckingham Palace, Paestum*

^b*The White House, Baiae*

^c*Senate House, Rome*

Abstract

Cum M. Cicero consul ... (*ā*) Nonis Decembribus senatum in aede Iovis Statoris consuleret, quid de iis coniurationis Catilinae sociis fieri placeret, qui in custodiam traditi essent, factum est, ut duae potissimum sententiae proponerentur, una D. Silani consulis designati, qui morte multandos illos censebat

Altera C. Caesaris, qui illos publicatis bonis per municipia Italiae distribueudos ac vinculis sempiternis tenendos existimabat. Cum acautem plures senatores ad C. Caesaris quam ad D. Silani sententiam inclinare viderentur, M. Cicero ea, quae infra legitur, oratione Silani sententiam commendare studuit.

Key words: Cicero; Catiline; Orations

1 Introduction

hello³

¹ This is the history of the paper, etc etc

² Partially supported by the Roman Senate

³ A footnote

1.1 Introduction

1.1.1 Introduction

1.1.1.1 Introduction

$$\theta = (a_1, a_2, \dots)^T \tag{1}$$

2 Introduction

Start with a section

3 Thoughts

Start with a list:

- In Catilinam I
- In Catilinam II
- In Catilinam III
- In Catilinam IV

4 Introduction

A first section with a reference to (138), as well as (1; 4; 6; 7; 8), and to equation 1

Who is Caesar...

Video, patres conscripti, in me omnium vestrum ora atque oculos esse conversos, video vos non solum de vestro ac rei publicae, verum etiam, si id depulsum sit, de meo periculo esse sollicitos. Est mihi iucunda in malis et grata in dolore vestra erga me voluntas, sed eam, per deos immortales, deponite atque obliti salutis meae de vobis ac de vestris liberis cogitate. Mihi si haec condicio consulatus data est, ut omnis acerbitates, omnis dolores cruciatusque perferrem, feram non solum fortiter, verum etiam lubenter, dum modo meis laboribus vobis populoque Romano dignitas salusque pariat.

Ego sum ille consul, patres conscripti, cui non forum, in quo omnis aequitas continetur, non campus consularibus auspiciis consecratus, non curia, sum-

Table 1

Defect parameters for AgCl(111) surfaces[#]

$\Delta_j H_S^\circ,$	Conductivity		Profile analysis
$\Delta_j S_S^\circ$	(129)		(87)*
$\Delta_i H_S^\circ/\text{meV}$	370	800	780
$\Delta_i S_S^\circ/k$	4.7	10	9.2
$\Delta_v H_S^\circ/\text{meV}$	880	600	690
$\Delta_v S_S^\circ/k$	2.0	0	0.6

[#] The evaluation relies on an Ag_i^\cdot accumulation which is in agreement with the literature but which is still under debate (see text) (132; 133).

* A recent reevaluation resulted particularly in different entropy values. (118).

num auxilium omnium gentium, non domus, commune perfugium, non lectus ad quietem datus, non denique haec sedes honoris [sella curulis] umquam vacua mortis periculo atque insidiis fuit. Ego multa tacui, multa pertuli, multa concessi, multa meo quodam dolore in vestro timore sanavi. Nunc si hunc exitum consulatus mei di immortales esse voluerunt, ut vos populumque Romanum ex caede miserrima, coniuges liberosque vestros virginesque Vestales ex acerbissima vexatione, templa atque delubra, hanc pulcherrimam patriam omnium nostrum ex foedissima flamma, totam Italiam ex bello et vastitate eriperem, quaecumque mihi uni proponetur fortuna, subeatur.⁴ Etenim, si P. Lentulus suum nomen inductus a vatibus fatale ad perniciem rei publicae fore putavit, cur⁵ ego non laeter meum consulatum ad salutem populi Romani prope fatalem extitisse?

Figure 1 is not by Cicero.

5 The argument

Some words might be appropriate describing equation 2.

$$\frac{\partial F}{\partial t} = D \frac{\partial^2 F}{\partial x^2}, \quad (2)$$

$$x = 1 \quad (3)$$

$$y = 2 \quad (4)$$

⁴ no, not sub-eating.

⁵ Not a dog, but a footnote.

*Fear no more the heat o' the sun,
 Nor the furious winter's rages;
 Thou thy worldly task hast done,
 Home art gone, and ta'en thy wages:
 Golden lads and girls all must,
 As chimney-sweepers, come to dust.
 Fear no more the frown o' the great;
 Thou art past the tyrant's stroke;
 Care no more to clothe and eat;
 To thee the reed is as the oak:
 The sceptre, learning, physic, must
 All follow this, and come to dust.
 Fear no more the lightning flash,
 Nor the all-dreaded thunder-stone;
 Fear not slander, censure rash;
 Thou hast finish'd joy and moan:*

*All lovers young, all lovers must
 Consign to thee, and come to dust.*

*No exorciser harm thee!
 Nor no witchcraft charm thee!
 Ghost unlaid forbear thee!
 Nothing ill come near thee!
 Quiet consummation have;
 And renowned be thy grave!*

Fig. 1. A Song, by William Shakespeare from his play *Cymbeline*, performed by two characters called Guiderius and Arviragus

$$z = 3 \tag{5}$$

Quare, patres conscripti, consulite vobis, prospicite patriae, conservate vos, coniuges, liberos fortunasque vestras, populi Romani nomen salutemque defendite; mihi parcere ac de me cogitare desinite. Nam primum debeo sperare omnis deos, qui huic urbi praesident, pro eo mihi, ac mereor, relatores esse gratiam; deinde, si quid obtigerit, aequo animo paratoque moriar. Nam neque turpis mors forti viro potest accidere neque immatura consulari nec misera sapienti. Nec tamen ego sum ille ferreus, qui fratris carissimi atque amantissimi praesentis maerore non movear horumque omnium lacrumis, a quibus me circumsessum videtis Neque meam mentem non domum saepe revocat exanimata uxor et abiecta metu filia et parvulus filius quem mihi videtur amplecti res publica tamquam ob sidem consulatus mei, neque ille, qui expectans huius exitum diei stat in conspectu meo, gener. Moveo his rebus omnibus, sed in

Leave 3cm of space for non-electronic graphic on full page width:

Fig. 2. A Caption

eam partem, uti salvi sint vobiscum omnes, etiamsi me vis aliqua oppresserit, potius, quam et illi et nos una rei publicae peste pereamus.

Quare, patres conscripti, incumbite ad salutem rei publicae, circumspicite omnes procellas, quae independent, nisi providetis. Non Ti. Gracchus, quod iterum tribunus plebis fieri voluit, non C. Gracchus, quod agrarios concitare conatus est, non L. Saturninus, quod C. Memmium occidit, in discrimen aliquod atque in vestrae severitatis iudicium adducitur tenentur ii, qui ad urbis incendium, ad vestram omnium caedem, ad Catilinam accipiendum Romae restiterunt, tenentur litterae, signa, manus, denique unius cuiusque confessio; sollicitantur Allobroges, servitia excitantur, Catilina accersitur; id est initum consilium, ut interfectis omnibus nemo ne ad deplorandum quidem populi Romani nomen atque ad lamentandam tanti imperii calamitatem relinquantur.

Haec omnia indices detulerunt, rei confessi sunt, vos multis iam iudiciis iudicavistis, primum quod mihi gratias egistis singulisque verbis et mea virtute atque diligentia perditorum hominum coniurationem patefactam esse decrevistis, deinde quod P. Lentulum se abdicare praetura coegistis, tum quod eum et ceteros, de quibus iudicavistis, in custodiam dandos censuistis, maximeque quod meo nomine supplicationem decrevistis, qui honos togato habitus ante me est nemini; postremo hesterno die praemia legatis Allobrogum Titoque Volturcio dedistis amplissima. Quae sunt omnia eius modi, ut ii, qui in custodiam nominatim dati sunt, sine ulla dubitatione a vobis damnati esse videantur.

5.1 A sub section

Also containing some text, and a figure. Also containing some text, and a figure Also containing some text, and a figure Also containing some text, and a figure (2).

5.2 *Another sub section*

5.2.1 *A subsub section*

with some text in it.

5.2.2 *Another subsub section*

with some text in it.

5.2.2.1 **And a paragraph** (ie a sub sub subsection)

5.3 *Another sub section*

6 **Epilogue**

A word or two to conclude, and this even includes some inline maths: $R(x, t) \sim t^{-\beta} g(x/t^\alpha) \exp(-|x|/t^\alpha)$

Quae cum ita sint, pro imperio, pro exercitu, pro provincia, quam neglexi, pro triumpho ceterisque laudis insignibus, quae sunt a me propter urbis vestraeque salutis custodiam repudiata, pro clientelis hospitiisque provincialibus, quae tamen urbanis opibus non minore labore tueor quam comparo, pro his igitur omnibus rebus, pro meis in vos singularibus studiis proque hac, quam perspicitis, ad conservandam rem publicam diligentia nihil a vobis nisi huius temporis totiusque mei consulatus memoriam postulo; quae dum erit in vestris fixa mentibus, tutissimo me muro saeptum esse arbitrabor.⁶ Quodsi meam spem vis inproborum fefellerit atque superaverit, commendo vobis parvum meum filium, cui profecto satis erit praesidii non solum ad salutem, verum etiam ad dignitatem, si eius, qui haec omnia suo solius periculo conservavit, illum filium esse memineritis.

Quapropter de summa salute vestra populiue Romani, de vestris coniugibus ac liberis, de aris ac focus, de fanis atque templis de totius urbis tectis ac sedibus, de imperio ac libertate, de salute Italiae, de universa re publica decernite diligenter, ut instituistis, ac fortiter. Habetis eum consulem, qui et parere vestris decretis non dubitet et ea, quae statueritis, quoad vivet, defendere et per se ipsum praestare possit.

⁶ Cicero wrote very long sentences...

now for a vec, as in 66

References

- [1] C.C. Liang, *J. Electrochem. Soc.* **120** (1973) 1298.
- [2] J.B. Wagner, *High Conductivity Conductors Solid Ionic Conductors*, T. Takahashi, ed., World Scientific, Singapore, 1989; A. Shukla, N. Vaidehi, K.T. Jacob, *Proc. Indian Acad. Sci.* **96** (1986) 533.
- [3] a) J. Maier, *Ber. Bunsenges. Phys. Chem.* **88** (1984) 1057; b) *phys. stat. sol. B* **123** (1984) K89, K187; c) *Mater. Sci. Monogr.* **28A** (1985) 419; d) *Structure Relations in Fast Ion and Mixed Conductors*, F. W. Poulsen et al., eds. Risø Nat. Lab., 1986, Roskilde p. 153; e) *Solid State Ionics* **32/33** (1989) 727; f) *Solid State Ionics* **18/19** (1986) 1141.
- [4] J. Maier, *J. Electrochem. Soc.* **134** (1987) 1524; *Solid State Ionics: Materials and Applications*, S. Chandra, B.V.R. Chowdari, eds., World Scientific, Singapore, 1992, p. 111.
- [5] N.J. Dudney, *Ann. Rev. Mat. Sci.* **19** (1989) 103.
- [6] J. Maier, *J. Phys. Chem. Solids* **46** (1985) 309.
- [7] J. Maier, *Ber. Bunsenges. Phys. Chem.* **89** (1985) 355.
- [8] a) J. Maier, *Mater. Res. Bull.* **20** (1985) 383; b) J. Maier, B. Reichert, *Ber. Bunsenges. Phys. Chem.* **90** (1986) 666.
- [9] J. Maier, *Ber. Bunsenges. Phys. Chem.* **90** (1986) 26.
- [10] a) J. Maier, *Solid State Ionics* **23** (1987) 59; b) *phys. stat. sol. (a)* **112** (1989) 115.
- [11] J. Maier, *Ber. Bunsenges. Phys. Chem.* **93** (1989) 1468; *Ber. Bunsenges. Phys. Chem.* **93** (1989) 1474; *Solid State Ionics* **28-30** (1988) 1073.
- [12] J. Maier, S. Prill, B. Reichert, *Solid State Ionics* **28-30** (1988) 1465.
- [13] J. Maier, *Mater. Chem. Phys.* **17** (1987) 485; *Superionic Solid and Solid Electrolytes, Recent Trends*, A.L. Laskar, S. Chandra, eds., Academic Press, New York, 1989, p. 137; in *Science and Technology of Fast Ion Conductors*, H.L. Tuller, Ed. Plenum Press, New York 1989, p. 345.
- [14] J. Maier, *Angew. Chem. Int. Ed. Engl.* **32**(3) (1993) 313; *Angew. Chem. Int. Ed. Engl.*, **32**(4) (1993) 528; in *Defects in Insulating Materials*, O. Kanert and J.-M. Spaeth, eds., World Scientific, Singapore, 1992, p. 2.
- [15] J. Wassermann, T.P. Martin, J. Maier, *Solid State Ionics* **28-30** (1988) 1514.
- [16] U. Lauer, J. Maier, *Ber. Bunsenges. Phys. Chem.* **96**, (1992) 111; *Solid State Ionics* **51** (1992) 209.
- [17] J. Maier, U. Lauer, *Ber. Bunsenges. Phys. Chem.* **94** (1990) 973; U. Lauer, J. Maier, W. Göpel, *Sensors and Actuators B* **2** (1990) 125; *Solid State Ionics* **40/41** (1990) 463.
- [18] P. Murugaraj and J. Maier, *Solid State Ionics* **32/33** (1989) 993; *Solid State Ionics* **40/41** (1990) 1017.

- [19] U. Lauer and J. Maier, *J. Electrochem. Soc.* **139**(5) (1992) 1472.
- [20] A. Atkinson, R.I. Taylor, *Phil. Mag.* A43 979; *Solid State Ionics* **28-30** (1988) 1377.
- [21] T. Asai, S. Kawai, *Solid State Ionics* **20** (1986) 225.
- [22] T. Asai, C.-H. Hu, S. Kawai, *Mater. Res. Bull.* **22**, (1987) 269.
- [23] L. Chen, Z. Zhao, G. Wang, Z. Li, *Kexue Tongbao* **26** (1981) 308.
- [24] M.R.-W. Chang, K. Shahi, J.B. Wagner, *J. Electrochem. Soc.* **131** (1984) 1213.
- [25] P. Chowdhary, V.B. Tare, J.B. Wagner, *J. Electrochem. Soc.* **132** (1985) 123.
- [26] P. Chowdhary, J.B. Wagner, *Mater. Lett.* **3** (1985) 78.
- [27] P. Chowdhary, A. Khandkar, J.B. Wagner, The Electrochemical Society Meeting, October 1985, Las Vegas.
- [28] R. Dupree, J.R. Howells, A. Hooper, F.W. Poulsen, *Solid State Ionics* **3/4** (1981) 277.
- [29] P. Dubec, J.B. Wagner, *Mater. Lett.* **2** (1984) 302.
- [30] A. Hooper, *J. Power Sources* **9** (1983) 161.
- [31] T.R. Jow, C.C. Liang, *Solid State Ionics* **9/10** (1983) 695.
- [32] T. Jow, J.B. Wagner, *J. Electrochem. Soc.* **126**(1979) 1963.
- [33] A. Khandkar, J.B. Wagner, The Electrochem. Soc. Meeting, San Francisco, 1983; A. Khandkar, Thesis, 1985, Arizona State University.
- [34] C.C. Liang, A.V. Joshi, N.E. Hamilton, *J. Applied Electrochem.* **8** (1978) 445.
- [35] O. Nakamura, J.B. Goodenough, *Solid State Ionics* **7** (1982) 125.
- [36] S. Pack, B. Owens, J.B. Wagner, *J. Electrochem. Soc.* **127** (1980) 2177.
- [37] F.W. Poulsen, N.H. Andersen, B. Kindl, J. Schoonman, *Solid State Ionics* **9/10** (1983) 131.
- [38] F.W. Poulsen, *Solid State Ionics* **2** (1981) 53.
- [39] F.W. Poulsen and P.J. Møller in: loc. cit. [3d], p. 159.
- [40] F.W. Poulsen in: loc. cit. [3d], p. 67.
- [41] J.B. Phipps, D.H. Whitmore, *Solid State Ionics* **9/10** (1983) 123.
- [42] J.B. Phipps, D.H. Whitmore, *J. Power Sources* **9** (1983) 373.
- [43] P.M. Skarstadt, D.B. Merritt, B.B. Owens, *Solid State Ionics* **314** (1981) 277.
- [44] K. Shahi, J.B. Wagner, *J. Phys. Chem. Solids* **43**, (1982) 713.
- [45] K. Shahi, J.B. Wagner, *J. Solid State Chem.* **42** (1982) 107.
- [46] K. Shahi, J.B. Wagner, *J. Electrochem. Soc.* **128** (1981) 6.
- [47] J.B. Wagner, *Mater. Res. Bull.* **15** (1980) 1691.
- [48] Z. Zhao, C. Wang, L. Chen, *Wuli Xuebao* **33** (1984) 1205; Z. Zhao, C. Wang, S. Dai, L. Chen, *Solid State Ionics* **9/10** (1983) 1175.
- [49] S. Fujitsu, M. Miyayama, K. Koumoto, H. Janagida, T. Kanazawa, *J. Mater. Sci.* **20** (1985) 2103.
- [50] S. Fujitsu, K. Kuomoto, H. Janagida, *Solid State Ionics* **18/19** (1986) 1146.
- [51] A. Khandkar, V.B. Tare, J.B. Wagner, *Rev. Chim. Min.* **23** (1986) 274.

- [52] N. Vaidehi, R. Akila, A.K. Shukla, K.T. Jacob, *Mater. Res. Bull.* **21** (1986) 909.
- [53] E. Hartmann, V.V. Peller, G.I. Rogalski, *Solid State Ionics* **28-30** (1988) 1098, V. Trnovcová, C. Bárta, P.P. Fedorov, I. Zibrov, *Materials Science Forum* **76** (1991) 13, S. Adams, K. Hariharan, J. Maier, *Solid State Ionics*, bf 75 (1991) 193, Y. He, Z. Chen, Z. Zhang, L. Wang and L. Chen in *Materials for Solid State Batteries*, B.V.R. Chowdhari and S. Radhakrishna, eds., World Scientific, Singapore, 1986, p. 333., J. R. Stevens and B.E. Mellander, *Solid State Ionics* **21** (1986) 203, S. Skaarup, K. West and B. Zachau Christiansen, *Solid State Ionics* **28-30** (1989) 975, J. Plocharski, W. Wieczorek, J. Przyluski and K. Such, *J. Appl. Phys. A* **49** (1989) 55, W. Wieczorek, K. Such, H. Wycislik and J. Plocharski, *Solid State Ionics* **36** (1989) 255, J. Plocharski and W. Wieczorek, *Solid State Ionics* **28-30** 979; (1988)
 Y. Saito, T. Asai, K. Ado and O. Nakamura, *Mat. Res. Bull.* **23** (1988) 1661, Y. Saito, T. Asai, O. Nakamura and Y. Yamamoto, *Solid State Ionics* **35** (1989) 241, Y. Saito, J. Mayne, K. Ado, Y. Yamamoto and O. Nakamura, *Solid State Ionics* **40/41** (1990) 72, J. Mayne, Y. Saito, H. Kageyama, K. Ado, T. Asai and O. Nakamura, *Solid State Ionics* **40/41** (1990) 67, Y. Saito, K. Ado, T. Asai, H. Kageyama, O. Nakamura and Y. Yamamoto, *Solid State Ionics* **53-56** (1992) 728, O. Nakamura and Y. Saito, *Solid State Ionics: Materials and Applications*, S. Chandra, S. Singh and P.C. Srivastava, eds., World Scientific, Singapore, 1992, p. 101;
 B. Wnetrzewski, J.L. Nowinski and W. Jakubowski, *Solid State Ionics* **36** (1989) 209, P. Weslowski, W. Jakubowski and J.L. Nowinski, *phys. stat. sol. (a)* **115** (1989) 81, J.L. Nowinski, P. Kurek and W. Jakubowski, *Solid State Ionics* **36** (1989) 213; P. Kurek, J.L. Nowinski and W. Jakubowski, *Solid State Ionics* **36** (1989) 243; H. Husono and Y. Abe *Solid State Ionics*, **44** (1990) 293; B. Kumar, J.D. Schaffer, M. Nookola, L. G. Scanlou, *J. Power Sources* **47** (1994) 63;
 S.N. Reddy, A.S. Chary, K. Saibabu, T. Chiranjui, A. Brune, J.B. Wagner, *Solid State Ionics* **25** (1987) 165, K. Singh, S.S. Bhoga *Solid State Ionics* **39** (1990) 205; S.S. Bhoga, K. Singh *Solid State Ionics* **40/41** (1990) 27, S. Chaklanobis, K. Shahi, R.K. Syal *Solid State Ionics* **44** (1990) 107, L. Chen, C. Gros, R. Castaynet, P. Hagenmuller *Solid State Ionics* **31** (1988) 209.
- [54] G. Simkovich, C. Wagner, *J. Catalysis* **1** (1962) 521.
- [55] T.L. Wen, R.A. Huggins, A. Rabenau, W. Weppner, *Rev. Chim. Min.* **20** (1983) 40.
- [56] Y. Saito, J. Maier, in preparation; Y. Saito. K. Hariharan, J. Maier, *Proc. 4th Int. Symp. on Syst. with Fast Ionic Transport*, Warsaw, 1994, in press.
- [57] K. Hariharan, J. Maier, *J. Electrochem. Soc.*, submitted.
- [58] A.M. Stoneham, E. Walde, J.A. Kilner, *Mater. Res. Bull.* **14** (1979)

- 1661.
- [59] K. Shahi, J.B. Wagner, *Appl. Phys. Lett.* **37** (1980) 757.
 - [60] N.J. Dudney, *J. Am. Ceram. Soc.* **70** (1987) 65.
 - [61] C. Wagner, *J. Phys. Chem. Solids* **33** (1972) 1051.
 - [62] A. Bunde, W. Dieterich, E. Roman, *Solid State Ionics* **18/19** (1986) 147.
 - [63] H.E. Roman, A. Bunde, W. Dieterich: loc. cit. [3d], p. 165.
 - [64] H.E. Roman, A. Bunde, W. Dieterich, *Phys. Rev.* **B34** (1986) 331.
 - [65] J.C. Wang, N.J. Dudney, *Solid State Ionics* **18/19** (1986) 112.
 - [66] H. Schmalzried, *Solid State Reactions*. Verlag Chemie, Weinheim, 1981.
 - [67] J. Frenkel, *Kinetic Theory of Liquids*. Oxford University Press, New York, 1946.
 - [68] K.L. Kliever, J.S. Köhler, *Phys. Rev. A* **140** (1965) 1226; C. Newey, P. Pratt, A. Lidiard, *Phil. Mag.* **3** (1958) 75.
 - [69] R.B. Poeppel, J.M. Blakely, *Surf. Sci.* **15** (1969) 507.
 - [70] J. Maier, in *Science and Technology of Fast Ion Conductors*. H.L. Tuller, M. Balkanski, Eds. Plenum Press, New York, 1989, p. 299.
 - [71] J. Jamnik, J. Maier and S. Pejovnik *Solid State Ionics*, in press.
 - [72] J.R. Macdonald, D.R. Franceschetti and A.P. Lehnert, *J. Chem. Phys.* **73** (1980) 5272; J.R. Macdonald and A.P. Lehnert, *Cryst. Latt. Def.* **9** (1982) 149.
 - [73] J. Maier, W. Göpel, *J. Solid State Chem.* **72** (1988) 293; W. Göpel, J. Maier, K. Schierbaum, and H.-D. Wiemhöfer, *Solid State Ionics* **32/33** (1989) 440.
 - [74] J. Maier, U. Lauer, *Solid State Ionics* **51** (1992) 209.
 - [75] J. Jamnik, J. Maier and S. Pejovnik, *Solid State Ionics* **75** (1995) 51; *Electrochimica Acta*, **14** (1993) 1975; J. Jamnik, J. Maier and S. Pejovnik, *Proc. 1st Int. Slovenian-German Seminar of Joints Projects in Mat. Sci. and Technol.*, Ljubljana, October 94, to be published; J. Fleig and J. Maier, *Proc. 1st Int. Slovenian-German Seminar of Joints Projects in Mat. Sci. and Technol.*, Ljubljana, October 94, to be published.
 - [76] H. Böttger, V.V. Bryksin, *Hopping Conduction in Solids*. VCH, Weinheim, 1985.
 - [77] R. Blender, W. Dieterich, *Solid State Ionics*, **28-30** (1988) 82.
 - [78] M. Kleitz, H. Bernard, E. Fernandez, E. Schrouter, *Adv. Ceram. Sci. Tech. Zirconia* **3** (1981) 310; H. Rickert, U. Schwaitzer, *Solid State Ionics* **9/10** (1983) 689; H. J. Queisser, J.H. Werner, *Mat. Res. Soc. Symp. Proc.* (1988) 53; H. J. Möller, H. P. Strunk, J. Werner eds., *Polycrystalline Semiconductors*, Springer, Berlin, 1989.
 - [79] J. Fleig, Ph D-Thesis, Tübingen-Stuttgart, 1995 (detailed calculation of such effects by finite elements); J. Fleig, J. Maier, in preparation.
 - [80] R.E. Soltis, E.M. Logothetis, A.D. Brailsford, J.B. Wagner, *J. Electrochem. Soc.* **135** (1988) 2380; A.D. Brailsford, *Solid State Ionics* **21** (1986) 159; N.F. Uvarov, E.F. Hairtdinov, J.M. Reau, P. Hagenmuller,

- Solid State Comm.* **79** (1991) 635.
- [81] N.F. Uvarov and J. Maier, *Solid State Ionics*, **62** (1993) 251.
 - [82] N.F. Uvarov, V.P. Isopov, V. Sharma, A.K. Shukla *Solid State Ionics* **51** (1992) 41.
 - [83] G.E. Pike, private communication.
 - [84] Y.M. Chiang, A.F. Henriksen, W.D. Kingery, D. Finello, *J. Am. Ceram. Soc.* **64** (1981) 385.
 - [85] P. Sutton, private communication.
 - [86] K.L. Kliewer, *J. Phys. Chem. Solids* **27** (1966) 705.
 - [87] G. Farlow, A.B. Blose, Sr.J. Feldott, B.D. Lounsberry, L. Slifkin, *Radiation Eff.* **75** (1983) 1; Sr. J. Feldott, A.B. Blose, B.D. Lounsberry, L. Slifkin, *J. Imag. Sci.* **29** (1985) 39; R.A. Hudson, G.C. Farlow, L.M. Slifkin, manuscript.
 - [88] U. Riedel, J. Maier, and R. Brook, *J. Eur. Ceram. Soc.* **9**(3) (1992) 205; *Solid State Ionics*, M. Balkanski, T. Takahashi, H.L. Tuller, Eds. Elsevier Science Publishers, Amsterdam, 1992 p. 259.
 - [89] P.W. Tasker *Advances in Ceramics* **10** (1984) 176.
 - [90] L. Bousse, N.F. de Rooij, P. Bergveld, *Trans. Electron. Dev.* **30** (1983) 1263.
 - [91] A. van der Berg, P. Bergveld, D.N. Reinhondt, E.J.B. Sudh  lter, *Sens. Actuat.* **8** (1985) 129.
 - [92] E.A. Daniels, S.M. Rao, *Z. Phys. Chem. N. F.* **137** (1983) 247.
 - [93] S.M. Rao, *Ph. D. Thesis*, 1983, Poona University.
 - [94] J.L. White in: *Proc. 4th Nat. Conf. Clays and Clay Min., Int. Ser. Monogr. Earth Sciences*, p. 133.
 - [95] C. Zipelli, J.C.J. Bart, C. Petrini, S. Galvagno, C. Cimino, *Z. Anorg. allg. Chem.* **502** (1983) 199.
 - [96] J. Maier, G. Schwitzgebel, *Mater. Res. Bull.* **17** (1982) 1061; J. Maier, *Solid State Ionics* **32/33** (1989) 727.
 - [97] J. Mizusaki, K. Fueki, *Solid State Ionics* **6** (1982) 55.
 - [98] O. Stasiw, J. Teltow, *Ann. Phys. (Lpz.)* **1** (1947) 261.
 - [99] D. M  ller, *phys. stat. sol.* **1312** (1965) 775.
 - [100] J. Maier, *Z. Phys. Chem. N.F.* **140** (1984) 191; *J. Am. Ceram. Soc.*, **76**(5) (1993) 1212; *J. Am. Ceram. Soc.* **76**(5) (1993) 1218; *J. Am. Ceram. Soc.*, **76**(5) (1993) 1223; *J. Am. Ceram. Soc.*, **76**(5) (1993) 1228.
 - [101] N. Valverde-Diez, J.B. Wagner, Jr., *Solid State Ionics*, **28-30** (1988) 1697.
 - [102] J. Maier, *Solid State Ionics*, **62** (1993) 105.
 - [103] N.F. Uvarov, M.C.R. Shastri and K.J. Rao *Rev. Solid State Sci.* **4** (1990) 61.
 - [104] J.A. Schmidt, J.C. Baz  n, L. Vico, *Solid State Ionics* **27** (1988) 1.
 - [105] Y. Haven, *Rec. Tran. Chem.* **69** (1950) 1471, 1505.
 - [106] M. Mogensen, *J. Power Sources* **20** (1987) 53; M. Gaber    ek, J. Jamnik, S. Pejovnik, *J. Electrochem. Soc.* **140** (1993) 308.
 - [107] B. Zhu, B.E. Mellander, in: C. Singhal and H. Iwahara, eds. *Solid Oxide*

- Fuel Cells* (The Electrochemical Soc. Inc., Pennington, NJ, 1993) 156.
- [108] T. Unruh, Ph D-Thesis, Saarbrücken, FRG (1995)
 - [109] E. Gianellis, *Solid State Ionics*, in press.
 - [110] R.A. Hubermann, *Phys. Rev. Lett.* **32** (1974) 1000.
 - [111] N. Hainovsky, J. Maier, *Solid State Ionics*, in press; *Phys. Rev.*, in press.
 - [112] R. Lipowski, *Phys. Rev. Lett.* **49** (1982) 1575; V.N. Bondarev and A.B. Kuklov, *Solid State Ionics* **44** (1991) 145.
 - [113] G. Ertl, J. Küppers, *Low Energy Electrons and Surface Chemistry*. VCH, Weinheim, 1985.
 - [114] W.D. Kingery, *Mater. Sci. Monogr.* **28A** (1985) 25.
 - [115] J.-E. Gerner, Diploma Thesis, 1984, University of Konstanz.
 - [116] J.H. Strange, S.M. Rageb, R.C.T. Slade, *Phil. Mag.* **A 64** (1991) 1159.
 - [117] R.A. Hudson, G.C. Farlow and L.M. Slifkin *Phys. Rev. B* **36** (1987) 4651.
 - [118] L. Slifkin, personal communication; S.K. Wonnell and L.M. Slifkin *Phys. Rev. B* **48** (1993) 78.
 - [119] J. Fleig, J. Jamnik, J. Maier, in preparation.
 - [120] J. Jamnik, H.-U. Habermeier, J. Maier, *Physica B* **204** (1995) 57.
 - [121] M. Kleitz, *Solid State Ionics* **3/4** (1981) 513.
 - [122] S. Gupka, S. Patnaik, K. Shahi, *Solid State Ionics* **31** (1) (1988) 5.
 - [123] U. Lauer, Ph D thesis, University of Tübingen, 1991.
 - [124] F. Granzer, *J. Imag. Sci.* **33** (1989) 207.
 - [125] J.T. Overbeek in: *Colloid Science I*, H. R. Kruyt, Ed. Elsevier, Amsterdam, 1952.
 - [126] R.C. Baetzold, J.F. Hamilton, *Surf. Sci.* **33** (1972) 461.
 - [127] R.C. Baetzold, *J. Phys. Chem. Solids* **35** (1974) 89.
 - [128] H.A. Hoyer, *J. Appl. Phys.* **47** (1976) 3784.
 - [129] N. Starbov, *J. Inf. Rec. Mater.* **13** (1985) 307.
 - [130] Y.T. Yan, H.A. Hoyer, *Surf. Sci.* **36** (1973) 242.
 - [131] S. Mühlherr, K. Läger, N. Nicoloso, E. Schreck, K. Dransfeld, *Solid State Ionics* **28-30** (1988) 1495.
 - [132] J. Jamnik, Ph D-Thesis, Ljubljana-Stuttgart, 1994.
 - [133] J. Fleig and J. Maier, in preparation.
 - [134] W. Göpel, U. Lampe, *Phys. Rev.* **B 22** (1980) 6447.
 - [135] E. Schreck, K. Läger, K. Dransfeld, *Z. Phys.* **B62** (1986) 331.
 - [136] J.B. Phipps, D.L. Johnson, D.H. Whitmore, *Solid State Ionics* **5** (1981) 393.
 - [137] J. Corish, P.W.M. Jacobs, *Surf. Def. Prop. Solids* **2** (1973) 160.
 - [138] W. Puin, P. Heitjans, *Proc. Int. Conf. Nanocryst. Mater.*, Stuttgart, 1994, in press; W. Puin, P. Heitjans, J. Maier, in preparation.
 - [139] S. Chandra, private communication.
 - [140] W. Göpel, *Progr. Surf. Sci.* **20** (1986) 1.
 - [141] M. v. Smoluchowski, *Z. Phys. Chem.* **92**, 129 (1917).

Fig. A.1. see equation A.1

A APPENDIX

$$a + b = c \tag{A.1}$$

Abstract

Key words:

1

References

□

Abstract

Key words:

PACS:

1**References**

[1]