

Effect of revised R_n measurements on extended Gari-Krümpelmann model fits to nucleon electromagnetic form factors

Earle L. Lomon

Center for Theoretical Physics

Laboratory for Nuclear Science and Department of Physics

Massachusetts Institute of Technology,

Cambridge, Massachusetts 02139

MIT-CTP-3765

The extended Gari-Krümpelmann (GK) model of nucleon electromagnetic form factors, in which the ρ , ρ' , ω , ω' and ϕ vector meson pole contributions evolve at high momentum transfer to conform to the predictions of perturbative QCD (pQCD), was recently shown to provide a very good overall fit to all the nucleon electromagnetic form factor (emff) data, including the preliminary R_p and R_n polarization data available in 2002, but excluding the older G_{Ep} and G_{En} differential cross section data that was inconsistent with the R_p and R_n data. The recently published final version of the polarization data of the electric to magnetic ratio R_p differs little from the preliminary values for the former, but the new values of R_n are midway between the preliminary values and those inferred from the differential cross section data and the Rosenbluth separation. A new fit of the parameters of the same model has been made with the final R_p and R_n data replacing the preliminary values and the addition of some new R_n and G_{Mn} data. Again there is a good fit to all the data when excluding the differential cross section data that is inconsistent with the polarization data. This includes a very good fit of the R_p data, which was not possible when the differential cross section $G(En)$ data was used in place of the polarization R_n data. Thus the change between the preliminary and final R_n data, while substantial, has not impeded the good simultaneous fit to the neutron and proton data. The parameters, fit to the data and predictions of the new model are compared to those of the previous models. Low momentum structures that appear in some data analyses are partially reproduced by the model.

PACS numbers: 13.40.Gp, 21.10.Ft

I. INTRODUCTION

The Gari-Krümpelmann (GK) model of nucleon electromagnetic form factors [1] incorporates the physical features of meson exchange (in the vector dominance approximation) at low momentum transfers, and asymptotic freedom at high momentum transfers on the QCD scale. In previous papers [2] and [3] the GK model was extended in its parameterization of the hadronic form factors, by including the width of the ρ meson, and adding ρ' and ω' exchange. When the polarization data for the ratios R_p and R_n became available it was shown [3] that the GKex(02) model (Eqs. 5, 6 and 7 of [3]) provided a particularly good fit to the neutron and proton electromagnetic form factor data when polarization values for G_{Ep} and G_{En} were used, replacing the inconsistent values obtained from the differential

cross sections.

It is shown here that the quality of the fit is maintained, and the fitted parameters are closer to the physical values, when the revised final versions of the R_p and R_n data, and some new data, are used. It is also noted that relatively narrow structures appearing in some data near $Q^2 \approx 0.2(\text{GeV}/c^2)$ are partially reproduced by the data. The model parameters were negligibly influenced by the small weight of the data in the region of the structures. Instead the effect can be traced to the influence of the full momentum range of the data on the sign variation of the residues of the vector meson poles.

II. THE NUCLEON EMFF MODEL

In fitting the nucleon emff data including the newly available R_n [4] and R_p [5] results we use the extended GK model GK(02) of Ref. [3], as defined by Eqs. 5, 6 and 7 of [3], which has the following features:

- (1) The photon-nucleon interaction is mediated by the exchange of the vector-mesons ρ , ω , ϕ , $\rho'(1.45 \text{ GeV})$ and $\omega'(1.419 \text{ GeV})$.
- (2) The vector mesons are treated in the zero-width (pole) approximation, with the exception of the ρ meson.
- (3) An approximation to the dispersion integral, that incorporates the width, is used for the ρ meson.
- (4) It uses the QCD cut-off Λ_2 for the helicity flip meson-nucleon form factors, rather than the meson-nucleon cut-off Λ_1 used in previous versions.
- (5) The evolution of the logarithmic dependence on Q^2 is controlled by the quark-nucleon cut-off Λ_D , along with Λ_{QCD} . The latter is fixed in its experimental range at 0.15 GeV.
- (6) Asymptotically the form factors have the pQCD behavior (see Eq. 8 of [3]).
- (7) The form factor $F_1^\phi(Q^2)$ vanishes at $Q^2 = 0$, and it and also $F_2^\phi(Q^2)$ decreases more rapidly at large Q^2 than the other meson form factors. This conforms to the Zweig rule imposed by the $s\bar{s}$ structure of the ϕ meson [1].

III. DATA BASE AND FITTING PROCEDURE

In the fit GKex(02S) of [3] the data of Refs.[7-14, 16-36] in that paper was used, with the omission of the G_{Ep} values for $Q^2 \geq 1.75 \text{ GeV}^2/c^2$ of that Ref. [7] and the G_{En} values for $Q^2 \geq 0.779 \text{ GeV}^2/c^2$ of Refs.[9, 17, 18] there. In the present fit we substitute the R_p values of [5] and the R_n values of [4] for the preliminary values of the Ref[5] and Ref[14] of the previous paper [3]. As noted above, the R_p values change little (although there is one more data point), while there is a substantial change in the R_n values. In addition we add the newly available R_n data of [6] and G_{Mn} data of [7].

As in the case GKex(02S) of [3] the 8 photon coupling constants of the four vector mesons treated as poles and 4 scale parameters were varied. However the present fit was made with fixed N=1 (implying negligible error in the ρ meson dispersion relation evaluation) and with

Λ_{QCD} fixed at the physical value of $0.15 \text{ GeV}/c$. The 12 free parameters were optimized using a Mathematica program that incorporates the Levenberg-Marquardt method.

There are two pairs of parameters which are so strongly correlated that the fit varies negligibly over large ranges of the parameters when both vary in a correlated manner. In fits to the data the photon- ρ' coupling, $g_{\rho'}/f_{\rho'}$, is small. The contribution of the ρ' to F_1 is negligible, but if $\kappa_{\rho'}$ is large the ρ' contribution to F_2 is of importance and best fits the data when the product of the two parameters is near .08. For $\kappa_{\rho'}$ running from 12.0 to infinity, $g_{\rho'}/f_{\rho'}$ runs from .007 to zero. For this whole range the χ^2 value only changes by ≤ 0.1 . We constrain $\kappa_{\rho'}$ to the smallest value in this range with the correlated largest value of $g_{\rho'}/f_{\rho'}$.

The other strongly correlated parameter pair is κ_ϕ and μ_ϕ which appear together in the ϕ hadronic form factor F_2^ϕ . In the fits μ_ϕ is small ($\leq 0.2 \text{ GeV}/c$). Consequently for $Q \geq 0.5 \text{ GeV}/c$, F_2^ϕ is approximately proportional to κ_ϕ/μ_ϕ . As μ_ϕ runs from 0.2 to zero, κ_ϕ runs from 0.01 to zero and the best fit χ^2 again only changes ≤ 0.1 . Constraining both μ_ϕ to 0.2 and κ_ϕ to 0.01 only increases the best fit χ^2 by 0.06. Only the remaining 8 parameters are individually sensitive to the data fit.

The resulting parameters and the quality of the fit to this data set, GKex(05), is compared with that of the GKex(02S) and GKex(01) models in Tables I and II. The fit of these models to the complete data set (including the differential cross section data for electric form factors inconsistent with polarization data) is displayed in Figs. 1-6. The model GKex(01), which did not include the ω' meson, was fitted to all the differential cross section data, including the available R_p data but in the absence of the R_n data. The present GKex(05) model differs from GKex(02S) only due to the substitution of the newer polarization data and inclusion of the few new R_n and G_{Mn} points.

IV. RESULTS

Table I presents the parameters which minimize χ^2 for the above 3 cases. to their own data sets. For all 3 parameter sets the hadronic form factor cut-off masses, Λ_1 , Λ_2 , Λ_D , and μ_ϕ , are reasonable. The relatively large value of Λ_2 , which controls the spin-flip suppression in QCD, is consistent with the slow approach to asymptopia observed in polarized hadron scattering. For the case in which Λ_{QCD} is a fitted parameter, as well as the two for which it is fixed, it is consistent with high energy experiment. The addition of the $\omega'(1.419)$ meson in GKex(02S) and especially in GKex(05) has moved κ_ω closer to the expected small negative value than all earlier fits, but the remaining small positive value implies some contribution may be required from a still higher mass isoscalar meson. However the adequacy of the fits is an indication that form factors with more poles would produce similar fits to those already obtained.

In Table II the values of χ^2 for the present data set are listed for the three cases, detailing the contribution from each of the six form factors. The χ^2 values for G_{Mp} , G_{Ep} , R_p and R_n are less than the number of data points, but for G_{Mn} , and to a lesser extent for G_{En} , the χ^2 values are substantially larger than the number of data points. These large values of χ^2 are caused by the inconsistent fluctuations of the data from point to point for $Q^2 \leq 2 \text{ GeV}^2/c^2$. Fitting the data better in that range would require unreasonable oscillations in a model.

Fig. 1 shows the substantial effect on the best fit model of the new highest momentum transfer polarization R_n value [4]. The experimental values and the model predictions are substantially larger than the phenomenological Galster prediction, but far less than the

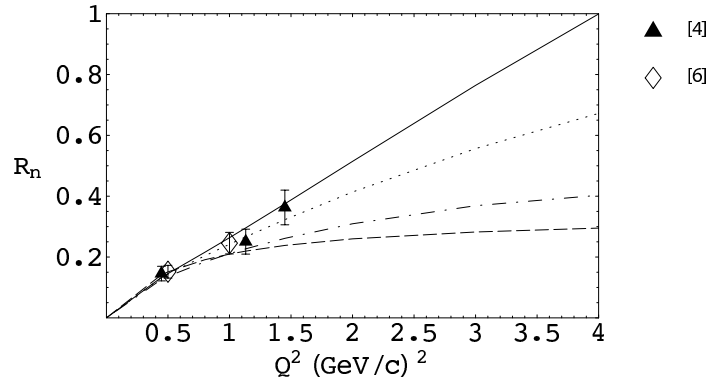


FIG. 1: R_n , the ratio $\mu_n G_{En}/G_{Mn}$. Comparison of the models GKex(01) [solid], GKex(02S) [dash-dotted] and GKex(05) [dotted] with the data. The dashed curve is $R_n^{Galster}(Q^2)$ of Eq. 1 of [3]. The experimental points are described in the text [4],[6]. The data symbols are listed beside the figure.

values determined from the differential cross section data. The validity of the model up to $3.5 \text{ GeV}^2/c^2$ will be tested when recent JLab data [8] has been analyzed. However, as seen in Fig. 2, the substantial change in the model parameters required to fit the new R_n data (together with new R_p and G_{Mn} data) has only a small effect on the fit to the R_p data. This is remarkable when compared to the much poorer fit to the R_p data required by fitting the GKex(01) data set, which differs from the R_n GKex(01) curve by about the same amount as the latter differs from the GKex(02S) curve. As shown in Figs. 3-6 there is little change in the G_{Ep} and G_{Mp} predictions up to large momentum transfers, while G_{Mn} and G_{En} are substantially altered at the larger momentum transfers.

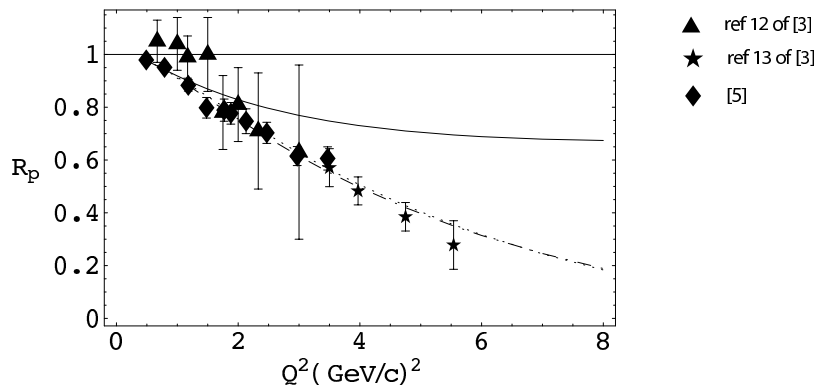


FIG. 2: R_p , the ratio $\mu_p G_{Ep}/G_{Mp}$. Comparison of the models GKex(01) [solid], GKex(02S) [dash-dotted] and GKex(05) [dotted] with the data. The polarization data is from [5], and from Ref.[12] of [3]. The data symbols are listed beside the figure.

It is noteworthy that, while the parameters of this model were fitted to the whole momentum transfer region of the available data, the model reproduces, at least in part, narrow structure observed at very low momentum transfer, between 0.1 and $0.4 \text{ GeV}^2/c^2$. This was noted in the data available in 2003 by [10], and may be confirmed by recent data taken with the BLAST detector at Bates Laboratory [9]. In [10] the structure is phenomenologically

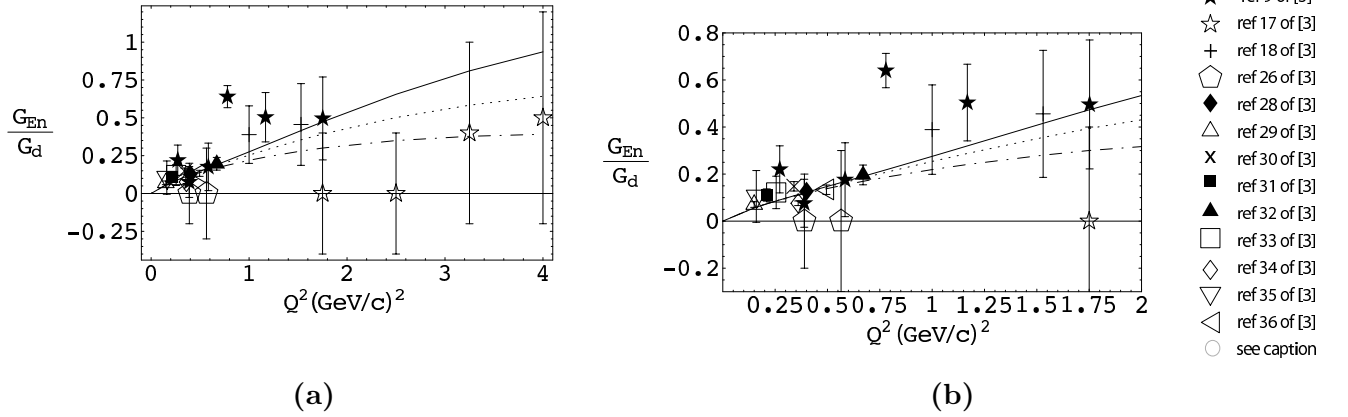


FIG. 3: i(a) G_{En} normalized to G_d . Comparison of the models GKex(01) [solid], GKex(02S) [dash-dotted] and GKex(05) [dotted] with the data of Refs. [9, 17, 18, 26, & 28-36] of [3]. The data symbols are listed beside the figure. The points labelled by open circles are obtained by multiplying R_n data [4] and [6] by the G_{Mn} of GKex(05) normalized by $\mu_n G_d$ (b) Expansion of the range to $Q^2 \leq 2.0 \text{ GeV}^2/c^2$.

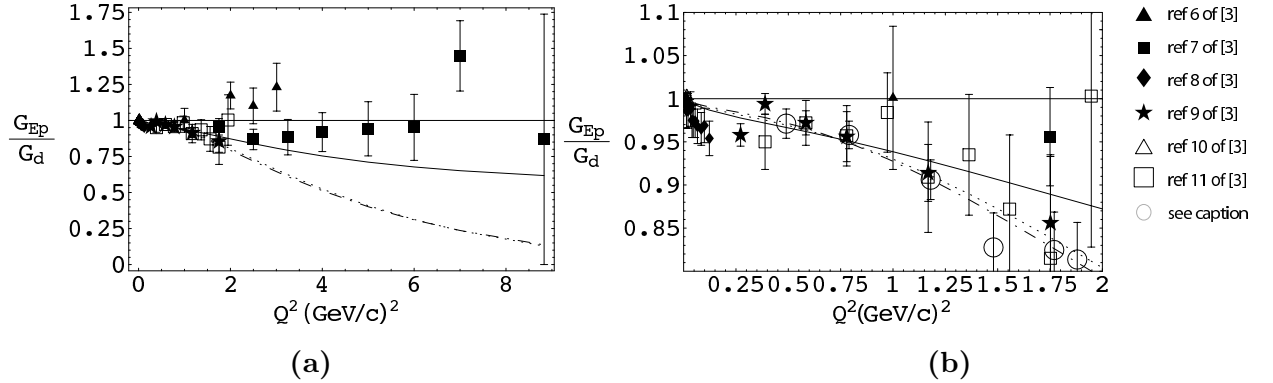


FIG. 4: G_{Ep} normalized to G_d . Comparison of the models GKex(01) [solid], GKex(02S) [dash-dotted] and GKex(05) [dotted] with the data of Refs. [6-11] of [3]. The data symbols are listed beside the figure. The points labelled by open circles are obtained by multiplying R_p data of [5] and Ref. 13 of [3] by the G_{Mp} of GKex(05) normalized by $\mu_p G_d$ (a) The full data range. (b) Expansion of the range $Q^2 \leq 2.0 \text{ GeV}^2/c^2$.

related to a pion cloud. In a VDM model, such as the ones discussed here, the pion cloud is represented by pion pairs and triplets clustered into vector mesons. Figs. 3-6 (b) show the data in the expanded scale of $Q^2 \leq 2.0 \text{ GeV}^2/c^2$ to better observe the small structures in the data and models. For both G_{Mp} in Fig. 5(b) and G_{Mn} in Fig. 6(b) a minimum appears near $Q^2 \approx 0.2 \text{ GeV}^2/c^2$ in the published data and is reproduced by the models of this article. For G_{Ep} the data also shows a minimum in the same vicinity, but our models, Fig. 4(b), only have a horizontal inflection there. Our models show no low momentum-transfer structures for G_{En} , Fig. 3(b), and the presence of the maximum indicated in [10] is not clear in the published data. The recent experiments [9] may provide a clarification. To the extent that the model does have structure near $Q^2 \approx 0.2 \text{ GeV}^2/c^2$ the effect can be traced to the

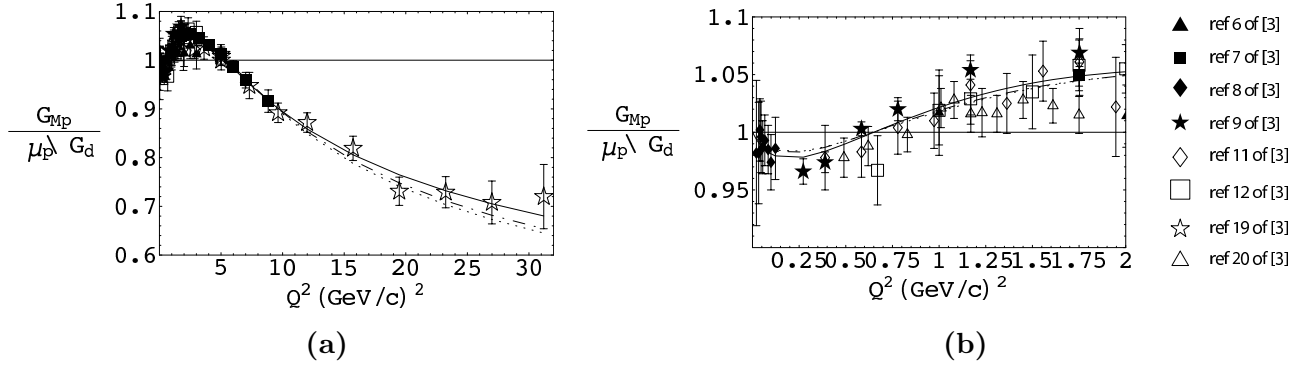


FIG. 5: G_{Mp} normalized to $\mu_p G_d$. Comparison of the models GKex(01) [solid], GKex(02S) [dash-dotted] and GKex(05) [dotted] with the data of Refs [6-9, 11, 12, 19 & 20] of [3], . The data symbols are listed beside the figure. (a) The full data range. (b) Expansion of the range $Q^2 \leq 2.0 \text{ GeV}^2/c^2$.

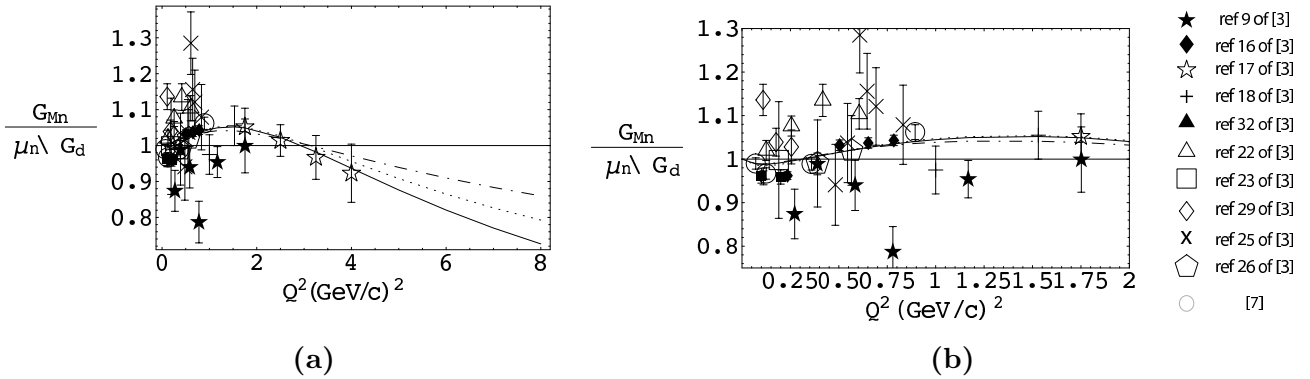


FIG. 6: G_{Mn} normalized to $\mu_n G_d$. Comparison of the models GKex(01) [solid], GKex(02S) [dash-dotted] and GKex(05) [dotted] with the data of [7] and of Refs. [9, 16-18, & 21-27] of [3]. The data symbols are listed beside the figure. (a) The full data range. (b) Expansion of the range $Q^2 \leq 2.0 \text{ GeV}^2/c^2$.

opposite signs of the ω and ω' meson contributions to F_2^{is} combined with the more rapid decrease of the ω contribution in that region.

V. CONCLUSIONS

The incorporation of data that has become available since the publication of [3], especially the R_n data of [4], was used to refit the parameters GKex(02S), resulting in the version GKex(05). Only the predictions for R_n and G_{En} at higher momentum-transfers were substantially changed, and a good fit to the data maintained. The predicted values of R_n continue to rise above the Galster curve with increasing momentum transfer, a prediction which may soon be checked by new data [8]. The fitted parameters agree with known constraints and the model is consistent with VMD at lower momentum-transfers, while approaching pQCD at high momentum-transfers.

It also has been noted that the predictions of the model include at least some of the structures recently noted near $Q^2 \approx 0.2 \text{ GeV}^2/c^2$.

Acknowledgments

The author is grateful to Haiyan Gao, Richard Milner, Christopher Crawford, Jason Seely and Will Brooks for being kept informed of recent experiments.

-
- [1] M.F. Gari and W. Krümpelmann, Phys. Lett. **B274**, 159 (1992); erratum, Phys. Lett. **B282**, 483 (1992).
 - [2] Earle L. Lomon, Phys. Rev. **C64**, 035204 (2001).
 - [3] Earle L. Lomon, Phys. Rev. **C66**, 045501 (2002).
 - [4] R. Madey et al., Phys. Rev. Lett. **91**, 122002-1 (2003).
 - [5] V. Punjabi and C.F. Perdrisat, Phys. Rev. **C71**, 055202 (2005); Erratum-ibid **C71**, 069902 (2005).
 - [6] G. Warren et al. Phys. Rev. Lett. **92**, 042301 (2004).
 - [7] G. Kubon et al., Phys. Lett. **B524**, 26 (2002).
 - [8] Thomas Jefferson National Accelerator Facility experiment E02013.
 - [9] Richard Milner and Christopher Crawford, private communication.
 - [10] J. Friedrich and Th. Walcher, Eur.Phys.J **A17**, 607 (2003).

TABLE I: Model parameters. Common to all models are $\kappa_v = 3.706$, $\kappa_s = -0.12$, $m_\rho = 0.776$ GeV, $m_\omega = 0.784$ GeV, $m_\phi = 1.019$ GeV, $m_{\rho'} = 1.45$ GeV and $m_{\omega'} = 1.419$ GeV.

Parameters	Models		
	GKex(01)	GKex(02S)	GK(05)
$g_{\rho'}/f_{\rho'}$	0.0636	0.0401	0.0072089
$\kappa_{\rho'}$	-0.4175	6.8190	12.0
g_ω/f_ω	0.7918	0.6739	0.7021
κ_ω	5.1109	0.8762	0.4027
g_ϕ/f_ϕ	-0.3011	-0.1676	-0.1711
κ_ϕ	13.4385	7.0172	0.01
μ_ϕ	1.1915	0.8544	0.2
$g_{\omega'}/f_{\omega'}$		0.2552	0.164
$\kappa_{\omega'}$		1.4916	-2.973
Λ_1	0.9660	0.9407	0.93088
Λ_D	1.3406	1.2111	1.181
Λ_2	2.1382	2.7891	2.6115
Λ_{QCD}	0.1163	0.150 (a)	0.150 (a)
N	1.0 (a)	1.0 (a)	1.0 (a)
	(a) not varied		

TABLE II: Contributions to the standard deviation, χ^2 for each form factor, from the present data set (Section 3) for each of the three models. The number of data points contributing is in the second column. The polarization data is only used for the $R_{n,p}$ values and only differential cross section data is used for the $G_{Mp,Ep,Mn,En}$ values (and cold neutron scattering for the G_{En} slope at $Q=0$).

Data type	Data size	Models		
		GKex(01)	GKex(02S)	GKex(05)
G_{Mp}	68	43.3	47.9	51.5
G_{Ep}	36	26.9	30.5	28.4
G_{Mn}	39	127.8	129.4	124.9
G_{En}	15	25.3	24.1	25.1
R_p	22	135.8	10.4	10.3
R_n	5	1.9	5.6	1.1
Total	185	361.0	248.0	241.3