

Universal Scaling of p_T Distribution of Particles in Relativistic Nuclear Collisions

L.L.Zhu and C.B. Yang

Institute of Particle Physics, Hua-Zhong Normal University, Wuhan 430079, P.R. China

With the experimental data from STAR on the centrality and rapidity dependence of the spectrum in p_T in Au+Au and d+Au collisions, we show that there exists a scaling distribution which is independent of the colliding system, the centrality and rapidity. The parameter for the average transverse momentum $\langle p_T \rangle$ decreases with increasing number of participants in Au+Au collisions but increases in d+Au collisions. This difference accounts for the suppression and enhancement of particle production in those collisions. A non-extensive entropy is used to derive the scaling function.

PACS numbers: 25.75.Dw

The distributions of produced particles play very important role in the study of new state of matter produced in relativistic nuclear collisions. From the relationship between the distributions at different centralities and rapidities one can see whether there is a suppression or enhancement, thus dynamical mechanism for those particle production can be revealed. In earlier works [1], a scaling distribution for produced pions in gold-gold collisions at RHIC energies was found that is independent of the centrality and colliding energy. Similar scaling behaviors have been found in [2, 3]. The existence of such scaling behaviors may be an indication of universal underlying particle production mechanism in the collisions. One may ask two questions now. (1) Can a scaling behavior similar to that shown in [1] be found for d+Au collisions at different centralities? (2) Can the scaling be extended to non-central rapidity region? If the answers to above two questions are yes, one should investigate the difference between the scaling functions for different colliding systems. In this paper, we look for the scaling behavior of particle distributions in Au+Au collisions at different (pseudo)rapidity, in d+Au collisions at different centralities and rapidities at RHIC energies. A possible origin for the scaling distributions is given from the principle of maximum non-extensive entropy.

Generally, the invariant particle distribution $E \frac{d^3N}{dp^3}$ for a given species of particles depends on the collision centrality β , (pseudo)rapidity y (or η) and the transverse momentum p_T . When we focus on the particle production in a collision with given centrality in a small rapidity region around y , we should distinguish two different factors. One is the number density dN/dy in rapidity, which tells us how many particles are produced in the region. The other is the probability for a produced particle having transverse momentum p_T . It is this probability that dictates the shape of the transverse momentum distributions. In this paper, we are interested only in such a probability which can be defined as

$$\Phi(p_T, y, \beta) \equiv E \frac{d^3N}{dp^3} \bigg/ \frac{dN}{dy}, \quad (1)$$

where $\frac{dN}{dy} = \int E \frac{d^3N}{dp^3} p_T dp_T$ is the multiplicity of particles

produced in a unit rapidity region. So $\Phi(p_T, y, \beta)$ satisfies the normalization condition

$$\int \Phi(p_T, y, \beta) p_T dp_T = 1. \quad (2)$$

In the definition of Φ , the centrality, rapidity dependence is written explicitly. Experimental data show similar shape of the distributions for different centralities and rapidities. Because of the similarity in the shape, those distributions of pions produced in Au+Au collisions at difference centralities have been put together in [1] to the same curve by shrinking p_T by a factor K and shifting the distribution by another factor A . Then a scaling variable is defined as $u = p_T / \langle p_T \rangle$, and the normalized distribution is obtained as a function $\Psi(u) = \langle p_T \rangle^2 \Phi(\langle p_T \rangle u, y, \beta)$. Here the average transverse momentum is defined as

$$\langle p_T \rangle = \int \Phi(p_T, y, \beta) p_T^2 dp_T. \quad (3)$$

The scaling function reads

$$\begin{aligned} \Psi(u) = & 2.1 \times 10^4 (u^2 + 11.65)^{-4.8} \\ & \times [1 + 25 \exp(-1.864u)]. \end{aligned} \quad (4)$$

The obtained $\Psi(u)$ is universal in the sense that it is independent of the centrality β at mid-rapidity in Au+Au collisions.

Now we extend the discussion to the particle production at non-central rapidity region. We will study whether the scaling function is also valid for $\eta \neq 0$ at given centrality. For this purpose, we work on the experimental data [4] with exactly the same procedures as in [1] and try to put all the data points to the curve for the scaling function $\Psi(u)$. It turns out that the scaling function Eq. (4) can also describe the charged particle production in $\eta \neq 0$ region, as can be seen in Fig. 1. The shrinking factor for p_T is given in TABLE I. So the scaling law for particle production in Au+Au collisions can be extended to $\eta \neq 0$ region for $|\eta| < 1$.

The second observation in this paper is that the same scaling p_T distribution can describe the p_T distributions of charged particles produced in d+Au collisions in central rapidity region at different centralities [5], as shown

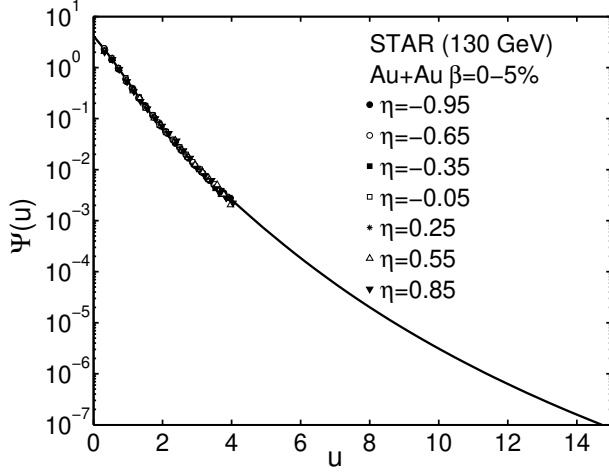


FIG. 1: Scaling distribution $\Psi(u)$ showing the coalescence of seven rapidity bins in the STAR data for pion production in 0-5% most central Au+Au collisions. The data points are taken from Fig.7 in [4].

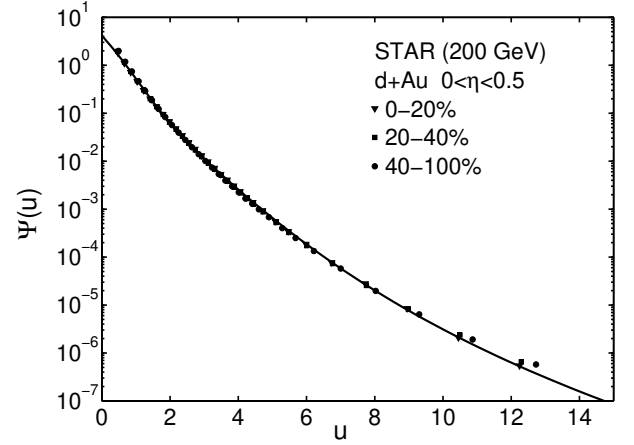


FIG. 2: Scaling distribution $\Psi(u)$ showing the coalescence of three centrality bins in the STAR data for charged particle production in d+Au collisions at mid-rapidity. The data points are taken from [5].

Au+Au (130 GeV)		d+Au (200 GeV)			
$\beta = 0 - 5\%$		$0 < \eta < 0.5$		$\beta = 0 - 20\%$	
η	$\langle p_T \rangle$	$\beta(\%)$	$\langle p_T \rangle$	η	$\langle p_T \rangle$
-0.95	0.487	0-20	0.531	(-1, -0.5)	0.523
-0.65	0.491	20-40	0.529	(-0.5, 0)	0.532
-0.35	0.495	40-100	0.511	(0, 0.5)	0.531
-0.05	0.499			(0.5, 1.0)	0.521
0.25	0.496				
0.55	0.487				
0.85	0.478				

TABLE I: Fitted parameter $\langle p_T \rangle$ in the scaling distribution for Au+Au and d+Au collisions at different energies, centralities and rapidities.

in Fig. 2. The fitted values of parameter $\langle p_T \rangle$ are also tabulated in TABLE I.

To investigate the rapidity dependence of the distribution in d+Au collisions, we take the data at different rapidities with the same centrality cut 0-20% [5] and try to put the data points to the obtained scaling curve with exactly the same procedure as mentioned above. The agreement is excellent and fitted results are shown in Fig. 3. The fitted values of the parameter $\langle p_T \rangle$ are also given in TABLE I. Then we can conclude that the same scaling function can describe pion and charged particle production in both Au+Au and d+Au collisions at different centralities and rapidities within about 20% accuracy. In this sense, we can say that the obtained scaling distribution is universal.

Once we have found a scaling law for the distributions for Au+Au and d+Au collisions for different centralities

and rapidities, we need to dig out the physical implications behind the scaling behavior. From the scaling function $\Psi(u)$, one can see that the only parameter characterizing the normalized distribution is the average transverse momentum $\langle p_T \rangle$ which depends on the centrality, rapidity and the colliding energy and system. Once $\langle p_T \rangle$ is known, both the soft part with low p_T and the hard part with high p_T are determined from $\Psi(u)$. Traditionally it was assumed that the bulk of particles are produced by soft processes, thus the average of the transverse momentum is determined only by soft processes. The particles with high p_T was supposed to be produced by a completely different mechanism described by pQCD. If the soft and hard processes can be separated, as used in the two-component model [6], and each part has different dynamical origin, it is extremely hard to imagine that they can be united into a single scaling function. Thus, we conclude that the hard process must contribute considerably to the average p_T and is a coherent part of particle production. In fact, we have known from the study of particle correlations in central Au+Au collisions at RHIC energies that the lost energy from hard partons must heat the medium and increase the mean transverse momentum. Here $\langle p_T \rangle$ should be different from the inverse slope for the p_T distribution in the low p_T region.

On the other hand, we have known from experiments that the particle production is suppressed, called jet quenching [7], in central Au+Au collisions because of the possible formation of dense hot medium but enhanced in d+Au collisions due to the Cronin effect [8], possibly because of the p_T broadening from multiple soft collisions before a hard one [9], or from the recombination of soft partons with those from showers [10]. One can show this difference simply from the fact that the mean transverse

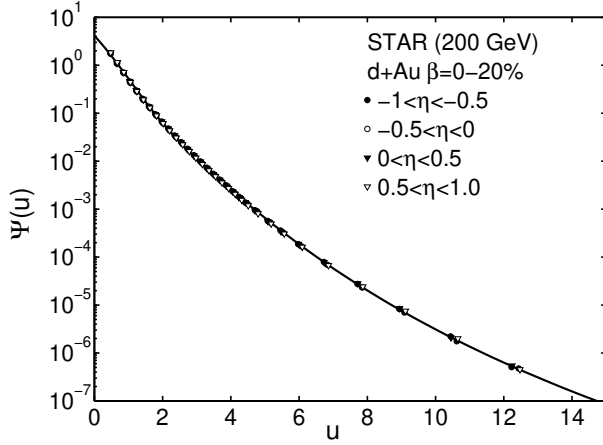


FIG. 3: Scaling distribution $\Psi(u)$ showing the coalescence of four rapidity bins in the STAR data for charged particle production in central (0-20%) d+Au collisions. The data points are taken from [5].

momentum $\langle p_T \rangle$ as a function of centrality has opposite behaviors in Au+Au and d+Au collisions when the centrality β is changed. For Au+Au collisions, the fitted $\langle p_T \rangle$ is smaller for more central collisions. For d+Au collisions, however, the fitted $\langle p_T \rangle$ is larger for more central collisions. We can define a new variable Q_{CP} to measure the suppression or enhancement from the scaling function $\Phi(p_T, y, \beta)$ as

$$Q_{CP} = \frac{\Phi(p_T, y, \beta)_C}{\Phi(p_T, y, \beta)_P} = \frac{(\Psi(p_T/\langle p_T \rangle)/\langle p_T \rangle^2)_C}{(\Psi(p_T/\langle p_T \rangle)/\langle p_T \rangle^2)_P}. \quad (5)$$

An advantage of this definition of Q_{CP} over the traditional R_{CP} is that it involves only the probability for a produced particle having certain transverse momentum and is independent of the total multiplicity. In calculating the value of Q_{CP} we do not need to use the number of binary hard collisions, which is model dependent. Q_{CP} is shown in Fig. 4 as a function of p_T for Au+Au and d+Au collisions. For Au+Au collisions, Q_{CP} decreases quickly and approaches a constant value of about 0.22. This means the probability for a produced pion having large p_T is only about 1/5 that in the peripheral collisions. So the production of high p_T particles is suppressed severely, as having been observed in experiments [11]. For d+Au collisions Q_{CP} increases slowly to about 1.33. Thus the production of high p_T pions is enhancement by about 30 percent. This is in agreement with experimental observations [12]. In this way the enhancement or suppression behavior can be shown clearly in a model independent way.

Finally, we investigate nucleon-nucleon collisions at the same energy to see whether the particle production can be described by the same scaling function. The experimental data on the p_T distribution in the central rapidity

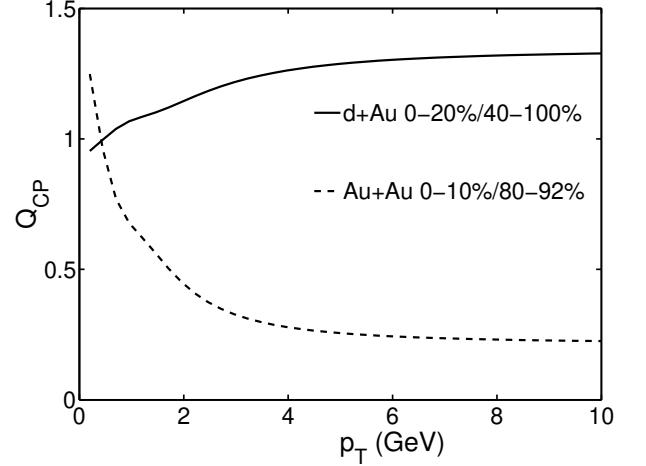


FIG. 4: Q_{CP} as a function of p_T for Au+Au and d+Au collisions. For Au+Au collisions, C represents centrality cut 0-5%, P for 80-92%. For d+Au collisions, the centrality cuts are 0-20% and 80-92%, respectively.

region in p+p collisions can be parameterized [13] as

$$\frac{dN}{p_T dp_T} = A(a + p_T)^{-n}, \quad (6)$$

where A , a and n can be determined from fitting the data. It is astonishing that this parameterization for pion distribution in p+p collisions, with the parameters suitably chosen, can also be put to the scaling curve for $\Psi(u)$ by shrinking horizontally and shifting vertically. As shown in Fig. (5) the π^+ spectrum in p+p collisions can be fitted to the scaling distribution. Then we come to our final conclusion that the same scaling function can be used, for different colliding systems at different centralities and rapidities, to give the probability for a produced particle having p_T once the parameter $\langle p_T \rangle$ for the average transverse momentum is known, thus the scaling function is universal.

Since $\Psi(u)$ is universal, the centrality and rapidity dependence in $\Phi(p_T, y, \beta)$ is totally encoded in $\langle p_T \rangle$. Straightforwardly, we can have

$$\begin{aligned} \langle p_T^n \rangle &\equiv \int p_T^n \Phi(p_T, y, \beta) p_T dp_T \\ &= \langle p_T \rangle^n \int_0^\infty u^n \Psi(u) u du. \end{aligned} \quad (7)$$

Therefore, the ratio $\langle p_T^n \rangle / \langle p_T \rangle^n$ is a constant independent of the colliding system, the centrality, and rapidity. This consequence can be easily checked experimentally. For $n = 2, 3$ and 4 , the ratio equals to 1.65, 4.08 and 14.39, respectively.

We are now in a position to derive an expression for the particle distribution from some statistical consideration. One method is from the principle of maximum entropy. The scaling function is not an exponential form,

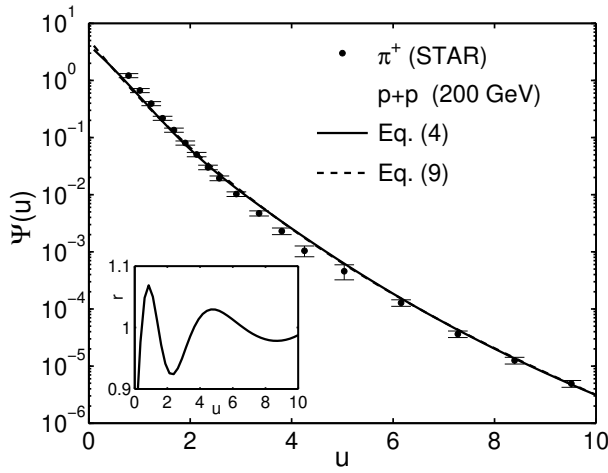


FIG. 5: Comparison between $\Psi(u)$ from fitting the data and from the maximum entropy method. The solid curve is calculated from Eq. (4), and the dashed curve is from Eq. (9) and almost collapse with the solid curve. The insert gives the ratio between results from Eqs. (4) and (9). The points are π^+ distribution in p+p collisions taken from [14].

therefore the well-known Shannon entropy [15] cannot be used for our purpose. Instead, as suggested in [16], a non-extensive entropy may be used, considering the complex nonlinear interactions and the possible presence of fractal chaotic behavior in nuclear collisions, to derive an expression for the particle distribution. The entropy we will use here is the Tsallis entropy [17] which reads for our case

$$S_q = \frac{1}{q-1} \left(1 - \int \Phi^q(p_T) p_T dp_T \right), \quad (8)$$

with parameter q as a measure of the non-extensiveness of the system. The maximum entropy under conditions demanded by Eqs. (2) and (3) gives, after the same shrinking and shifting as above,

$$\Psi(u) = A(a+u)^{-n}, \quad (9)$$

with $n = 1/(1-q)$ and $a = (n-3)/2$, $A = a^{n-2}(n-1)(n-2)$. So there is one parameter q to determine the shape of the distribution. The functional form of $\Psi(u)$ derived from the maximum entropy method is very different from that given by Eq. (4) but is the same as that used in parameterizing the p+p data. Then one can compare the distributions $\Psi(u)$ from our fitting procedure and from the maximum entropy. As shown in Fig. (5), they agree with each other extremely well in a very wide range of u when $n = 13.2$. There in log scale one can hardly see any difference between them. Small difference can be seen if we show a ratio between them in a linear scale. As can be seen from the insert in Fig.5 the largest difference is less than ten percent, though the distribution

covers six orders of magnitudes in the shown range of u . This agreement indicates that the produced particle system, including both the soft and hard particles, may be a non-extensive fractal system and the fractal property is independent the colliding system. The parameter characterizing the fractal property of the system is then $q = 1 - 1/n = 0.924$, not too far from 1.

In summary, a scaling distribution is found for Au+Au, d+Au and p+p collisions at RHIC energy. The scaling distribution is universal, since it does not depend on the colliding system, the centrality and rapidity. What characterizes the dynamical difference in the particle production is the value of the averaged transverse momentum $\langle p_T \rangle$. A simple prediction which can be checked experimentally is that $\langle p_T^n \rangle / \langle p_T \rangle^n$ is independent of the colliding system, the colliding centrality and rapidity. Possible statistical origin for the scaling distribution is discussed from a non-extensive entropy.

This work was supported in part by the National Natural Science Foundation of China under grant No. 10475032.

-
- [1] R.C. Hwa and C.B. Yang, Phys. Rev. Lett. **90**, 212301 (2003); Phys. Rev. **C 67**, 034902 (2003); Phys. Rev. **C 67**, 064902 (2003).
 - [2] I. Zborovsky and M. Tokarev, hep-ph/0603221, and references therein.
 - [3] J. Schaffner-Bielich, D. Kharzeev, L. McLerran, and R. Venugopalan, Nucl. Phys. **A 705**, 494 (2002).
 - [4] J. Adams et al., (STAR Collaboration), nucl-ex/0311017
 - [5] J. Adams et al., (STAR Collaboration), nucl-ex/0408016, Phys. Rev. **C 70**, 064907 (2004).
 - [6] X.N. Wang and M. Gyulassy, Phys. Rev. Lett. **86**, 3496 (2001).
 - [7] X.N. Wang, Phys. Rev. **C 58**, 2321 (1998).
 - [8] J.W. Cronin et al., Phys. Rev. **D 11**, 3105 (1975); D. Antreasyan et al., Phys. Rev. **D 19**, 764 (1979).
 - [9] For a review, see A. Accardi, hep-ph/0212148 and references therein.
 - [10] R.C. Hwa and C.B. Yang, Phys. Rev. Lett. **93**, 082302 (2004).
 - [11] C. Adler et al., (STAR Collaboration), Phys. Rev. Lett. **89**, 202301 (2002).
 - [12] F. Matathias, (PHENIX Collaboration), J. Phys. G: Nucl. Phys. Part. Phys. **30**, S 1113 (2004).
 - [13] R. Hagedorn, Riv. Nuovo Cimento **6**, 1 (1983).
 - [14] J. Adams et al., (STAR Collaboration), nucl-th/0601033, Phys. Lett. **B 637**, 161 (2006).
 - [15] C. Shannon and W. Weaver, *The Mathematical Theory of Communication*, University of Illinois Press, Urbana, 1948.
 - [16] A.S. Parvan, T.S. Biro, Phys. Lett. **A 340**, 375 (2005).
 - [17] C. Tsallis, J. Stat. Phys. **52**, 479 (1988); Braz. J. Phys. **29**, 1 (1999).