

Neutral current neutrino-nucleus interactions at intermediate energies

T. Leitner,^{*} L. Alvarez-Ruso, and U. Mosel

Institut für Theoretische Physik, Universität Giessen, Germany

(Dated: June 28, 2006)

We have extended our model for charged current neutrino-nucleus interactions to neutral current reactions. For the elementary neutrino-nucleon interaction, we take into account quasielastic scattering, Δ excitation and the excitation of the resonances in the second resonance region. Our model for the neutrino-nucleus collisions includes in-medium effects such as Fermi motion, Pauli blocking, nuclear binding, and final-state interactions. They are implemented by means of the Giessen Boltzmann-Uehling-Uhlenbeck (GiBUU) coupled-channel transport model. This allows us to study exclusive channels, namely pion production and nucleon knockout. We find that final-state interactions modify considerably the distributions through rescattering, charge-exchange and absorption. Side-feeding induced by charge-exchange scattering is important in both cases. In the case of pions, there is a strong absorption associated with the in-medium pionless decay modes of the Δ , while nucleon knockout exhibits a considerable enhancement of low energy nucleons due to rescattering. At neutrino energies above 1 GeV, we also obtain that the contribution to nucleon knockout from Δ excitation is comparable to that from quasielastic scattering.

PACS numbers: 13.15.+g, 25.30.Pt, 25.30.-c, 23.40.Bw, 24.10.Lx, 24.10.Jv

I. INTRODUCTION

Neutrino interactions are classified as charged current (CC) or neutral current (NC) processes depending on whether a W or a Z boson is exchanged. In the first case, a charged lepton is emitted, while the neutrino preserves its nature in the second one. The existence and nature of neutral currents played an important role in the establishment of the Standard Model of electroweak interactions. Unfortunately, the experimental study of NC neutrino interactions is a demanding task due to the considerable difficulties of collecting data on reactions with cross sections even smaller than those of CC processes, and in which the outgoing neutrino leaves no signal, so that the event identification has to rely on the detection of one or more hadrons. Still, measurements of NC quasielastic (QE) scattering and pion production were performed at BNL [1], ANL [2, 3] and Gargamelle [4, 5] using deuterium or heavier targets such as carbon, aluminum or a propane-freon mixture.

Nowadays, with the discovery of neutrino oscillations, there is a renewed interest in a better determination of the neutrino-nucleus cross sections, aimed to achieve a better understanding of neutrino fluxes and background processes at current and future experiments. In particular, it is well known that NC π^0 production in the forward direction is a relevant source of background for ν_e appearance experiments. In fact, both K2K [6] and MiniBooNE [7] have recently measured this reaction while the proposed MINER ν A experiments plans to do it in the future [8]. At $E_\nu < 2$ GeV, pion production proceeds mainly through resonance excitation, predominantly of the $\Delta(1232)$ resonance [9, 10]. But when pions are produced in the nucleus, their final-state interaction (FSI) with the nucleons (elastic and charge-exchange scattering, absorption) is an essential ingredient of any realistic theoretical description of this reaction. In Ref. [11], NC pion production in nuclei was investigated. In that model, pions, initially produced via $\Delta(1232)$, $P_{11}(1440)$ and $S_{11}(1532)$ excitation, propagate through the nucleus changing directions but not energy; Fermi motion is not taken into account and Pauli blocking appears only as a global factor common to all collisions.

NC neutrino-nucleus interactions are also relevant to answer a fundamental question of hadronic structure, namely, the strange-quark contribution to the nucleon spin. Purely isovector CC processes do not depend on the strange form factors. Since a non-zero strange axial form factor changes the NC QE cross section on protons and neutrons in different ways (see Sec. II A for more details), the ratio $R(p/n)$ of these two cross sections is very sensitive to the strange spin, as pointed out by Garvey *et al.* [12]. Due to the technical difficulties of neutron detection, the proposed FINESSE experiment plans to measure the neutral to charged current ratio $R(\text{NC}/\text{CC})$. In any case, the study of those ratios involves both neutrons and protons so it must be performed using nuclear targets. This fact has stimulated a considerable amount of theoretical work aiming at the description of nuclear effects in NC nucleon knockout reactions. The relativistic Fermi gas description of the nucleus has been adopted in many calculations [13, 14, 15, 16]; others

^{*}Electronic address: tina.j.leitner@theo.physik.uni-giessen.de

use wave functions for the bound nucleons, obtained in relativistic mean-field models [17, 18, 19, 20]. The shell model [15, 16] and the continuum random-phase approximation [21, 22] have also been applied. The effect of mesons exchange currents has been evaluated by Umino and collaborators [23]. Furthermore, the input from scaling analysis of electron scattering data has been used to obtain NC cross sections [24]. Final-state interactions of the knocked out nucleons is neglected in several studies [13, 14, 19] while many treat them with the distorted wave impulse approximation [15, 16, 17, 18, 20] and with a multiple scattering Glauber model at higher energies [18]. The problem is that in those approaches it is not possible to take into account nucleon rescattering leading to energy losses, charge exchange and multiple nucleon emissions. This can be achieved in Monte Carlo models [25]. It is widely accepted that nuclear effects cancel for the ratios of cross sections. However, this is not the case for side-feeding effects due to charge exchange, which are not negligible if the elementary cross section on protons and neutrons differ. Such changes in the ratios caused by FSI were obtained by Nieves *et al.* [25] and we will confirm them here. All these theoretical models consider only QE processes, but one should bare in mind that for neutrinos of ~ 1 GeV, the excitation of resonances also contributes to nucleon knockout; those resonance excitation events where a nucleon is emitted but there are no pions in the final state (or they are produced but not detected) represent a source of background for the strange axial form factor measurements, which should be well understood.

In a recent article [26] we have studied CC neutrino-nucleus interactions in the region of the QE and Δ peaks. Here we extend the model to the NC case. There are three main ingredients in our model: elementary processes, in-medium modifications and FSI. QE scattering and Δ excitation on the nucleon are treated in a relativistic formalism, incorporating state-of-the-art parameterizations of the form factors for both the nucleon and the $N - \Delta$ transition. It is however known that the excitation of heavier resonances is not negligible above $E_\nu \approx 1.5$ GeV [9, 10]. Therefore, in this article, we also consider the excitation of the N^* states $P_{11}(1440)$, $D_{13}(1520)$ and $S_{11}(1535)$, by means of the Rein and Sehgal model [10], which has been extensively used in the simulations of neutrino experiments [27, 28, 29]. We should, however, recall that new information on the $N - N^*$ electromagnetic transition form factors is available from the analysis [30] of recent electron scattering data. Hence, there is room for improvement in this part of the model [31]. Next, we take into account nuclear effects: Fermi motion, Pauli blocking and the binding of the nucleons in a density and momentum dependent mean field. Finally, FSI are implemented in the framework of the semiclassical coupled-channel transport theory (the Giessen BUU model). With these tools we investigate pion production and nucleon knockout in neutral current neutrino-nucleus interactions at intermediate energies.

After this Introduction, we present our model for the elementary cross sections emphasizing on the structure of the neutral hadronic currents and the role of strange form factors. Following an overview of the nuclear model and final-state interactions, we present our results and compare to other calculations. Summary and conclusions are given at the end.

II. NEUTRINO-NUCLEON REACTIONS

In this section we present the model that we have adopted for the description of elementary neutrino-nucleon interactions, emphasizing on the aspects that are specific of neutral current processes. Further details on our corresponding approach to charged current processes can be found in Ref. [26].

We consider neutral current reactions of the type,

$$\nu(k) + N(p) \rightarrow \nu(k') + X(p'), \quad (1)$$

with $k_\alpha = (E_\nu, \vec{k})$, $k'_\alpha = (E'_\nu, \vec{k}')$, $p_\alpha = (E, \vec{p})$ and $p'_\alpha = (E', \vec{p}')$. The cross section can be cast as an integral over the azimuthal angle of the outgoing neutrino

$$\frac{d^2\sigma_{\nu N}}{dQ^2 dE'_\nu} = \int d\phi \frac{1}{64\pi^2} \frac{1}{|\vec{k} \cdot \vec{p}|} \frac{1}{E_\nu} \delta(p'^2 - M'^2) |\bar{\mathcal{M}}|^2, \quad (2)$$

where $Q^2 = -(k - k')^2$ and M' is the (invariant) mass of the outgoing baryon. For neutral current (NC) interactions, the matrix element squared, summed and averaged over spins,

$$|\bar{\mathcal{M}}|^2 = \frac{G_F^2}{2} L_{\alpha\beta} H^{\alpha\beta}, \quad (3)$$

is given in terms of the Fermi constant $G_F = 1.16637 \times 10^{-5}$ GeV $^{-2}$, the leptonic tensor $L_{\alpha\beta}$ and the hadronic tensor $H^{\alpha\beta}$. While the calculation of $L_{\alpha\beta}$ is straightforward, the hadronic current entering $H^{\alpha\beta}$ has to be parametrized in terms of form factors and thus depends on the specific reaction. Two processes dominate the reaction at neutrino energies up to about 1.5 GeV, namely quasielastic scattering,

$$\nu n \rightarrow \nu n, \quad \nu p \rightarrow \nu p, \quad (4)$$

and $\Delta(1232)P_{33}$ excitation,

$$\nu n \rightarrow \nu \Delta^0, \quad \nu p \rightarrow \nu \Delta^+. \quad (5)$$

Here, in addition, we consider the excitation of the N^* states $R = P_{11}(1440)$, $D_{13}(1520)$ and $S_{11}(1535)$, which form the so-called second resonance region

$$\nu n \rightarrow \nu R^0, \quad \nu p \rightarrow \nu R^+. \quad (6)$$

A. Quasielastic scattering

The hadronic tensor $H^{\alpha\beta}$ for quasielastic scattering is determined by the hadronic current J_α^{QE} given by

$$\begin{aligned} J_\alpha^{QE} &= \langle N' | J_\alpha^{NC}(0) | N \rangle \\ &= \langle N' | (V_\alpha^{NC} - A_\alpha^{NC})(0) | N \rangle \\ &= \bar{u}(p') B_\alpha u(p) \end{aligned} \quad (7)$$

with $q_\alpha = p'_\alpha - p_\alpha$, $N = p, n$ and

$$B_\alpha = \left(\gamma_\alpha - \frac{\not{q} q_\alpha}{q^2} \right) \tilde{F}_1^N + \frac{i}{2M_N} \sigma_{\alpha\beta} q^\beta \tilde{F}_2^N + \gamma_\alpha \gamma_5 \tilde{F}_A^N + \frac{q_\alpha}{M_N} \gamma_5 \tilde{F}_P^N, \quad (8)$$

where M_N denotes the nucleon mass; $\tilde{F}_{1,2}^N$, \tilde{F}_A^N and \tilde{F}_P^N are the vector, axial and pseudoscalar form factors, respectively. Due to time invariance, these form factors are real functions of Q^2 . In the expression for the cross section, \tilde{F}_P^N appears only multiplied by the neutrino mass so we ignore it from now on. The term $(\not{q} q_\alpha)/q^2$ ensures vector current conservation even if the masses of the initial and final nucleons differ, as it might be the case in the presence of a momentum-dependent nuclear mean field potential. The hadronic tensor $H^{\alpha\beta}$ then follows as

$$H_{QE}^{\alpha\beta} = \frac{1}{2} \text{Tr} \left[(\not{p}' + M) \tilde{B}^\alpha (\not{p}' + M') B^\beta \right] \quad (9)$$

with

$$\tilde{B}_\alpha = \gamma_0 B_\alpha^\dagger \gamma_0 \quad (10)$$

and — in the free nucleon case — with $M = M' = M_N$.

The vector current has the form

$$V_\alpha^{NC} = (1 - 2 \sin^2 \theta_W) V_\alpha^3 - 2 \sin^2 \theta_W \frac{1}{2} J_\alpha^Y - \frac{1}{2} J_\alpha^s, \quad (11)$$

where θ_W is the weak angle ($\sin^2 \theta_W = 0.2228$), V_α^3 is the third component of the isovector current, J_α^Y is the isoscalar (hypercharge) one and J_α^s stands for the strange part. All of them have the same Dirac structure. Therefore, the NC form factor can be written as

$$\tilde{F}_{1,2}^p = \left(\frac{1}{2} - 2 \sin^2 \theta_W \right) F_{1,2}^p - \frac{1}{2} F_{1,2}^n - \frac{1}{2} F_{1,2}^s, \quad (12)$$

$$\tilde{F}_{1,2}^n = \left(\frac{1}{2} - 2 \sin^2 \theta_W \right) F_{1,2}^n - \frac{1}{2} F_{1,2}^p - \frac{1}{2} F_{1,2}^s. \quad (13)$$

in terms of the the standard Dirac and Pauli form factors of the nucleon $F_1^{p,n}$ and $F_2^{p,n}$ and a strange component $F_{1,2}^s$.

Analogously, the axial current consists of the third component of the isovector axial current and a strangeness part

$$A_\alpha^{NC} = A_\alpha^3 + \frac{1}{2} A_\alpha^s. \quad (14)$$

This implies that

$$\tilde{F}_A^{p,n} = \pm \frac{1}{2} F_A + \frac{1}{2} F_A^s, \quad (15)$$

where F_A is the axial form factor for charged current QE scattering. Notice that here it appears with different signs for protons and neutrons. F_A^s stands for the strange axial form factor.

As in our earlier work [26], we use the BBA-2003 parametrization [32] for the non-strange vector form factors and a dipole ansatz with $M_A = 1.0$ GeV for F_A .

The strangeness content of the nucleon, encoded in $F_{1,2}^s$ and F_A^s , is still an open question. It can be investigated in a combined study of parity-violating polarized electron scattering and neutral current neutrino scattering. Parity-violating electron scattering is very sensitive to the strange electric and magnetic form factors (i. e., to the strange vector form factors) and much less to the strange axial vector form factor (cf. e. g. Ref. [33]). The opposite holds for NC neutrino scattering. An extensive program on parity violation has evolved in the last years: the SAMPLE experiment at MIT/Bates [34], HAPPEX [35, 36] and G0 [37] at JLab, and PVA4 [38] in Mainz have extracted linear combinations of the strange electric and magnetic form factors at different Q^2 values. Recently, the strange electric and magnetic form factors were extracted from a combined set of available parity-violating electron scattering data by Young *et al.* [39]. However, data on NC neutrino scattering, needed to determine the strange axial form factor, are scarce. The best measurement to date is the E734 experiment at BNL [1]. It measured neutrino-proton and antineutrino-proton elastic scattering albeit with large systematical errors and only small statistics. Still, there have been several attempts to extract the strange axial form factor from the data [40, 41, 42, 43] but, as pointed out by Alberico *et al.* [41], "the experimental uncertainty is still too large to be conclusive about specific values of the strange form factors of the nucleon. A rather wide range of values for the strange parameters is compatible with the BNL E734 data and more precise measurements are thus needed in order to determine simultaneously the electric, magnetic and axial strange form factors of the nucleon." The proposed FINEsSE experiment [44] will hopefully improve the situation.

In view of the low sensitivity of NC neutrino scattering to the strange vector form factors and the large sensitivity to the axial one (see Ref. [45] for a detailed study using the parameterizations of Garvey *et al.* [40]) here, for the sake of simplicity, we choose to take

$$F_1^s(0) = 0, \quad (16)$$

$$F_2^s(0) = 0, \quad (17)$$

and

$$F_A^s(Q^2) = \frac{\Delta s}{\left(1 + \frac{Q^2}{M_A^2}\right)^2}, \quad (18)$$

assuming that the strange axial mass is equal to the non-strange one. Δs denotes the strange contribution to the nucleon spin. In line with Ref. [15], we use $\Delta s = -0.15$ and $\Delta s = 0$ as representative values.

The cross sections for NC QE scattering on proton and neutron are shown in Fig. 1. Note how the strange spin causes opposite effects on the cross sections for protons and neutrons; this is a direct consequence of the two different signs in Eq. (15).

B. Production of the Δ and of higher resonances

The hadronic tensor $H^{\alpha\beta}$ for Δ excitation is determined by the hadronic current given by [46]

$$\begin{aligned} J_\alpha^\Delta &= \langle \Delta^0 | J_\alpha^{NC}(0) | n \rangle \\ &= \langle \Delta^+ | J_\alpha^{NC}(0) | p \rangle \\ &= \bar{\psi}^\beta(p') B_{\beta\alpha} u(p) \end{aligned} \quad (19)$$

with

$$\begin{aligned} B_{\beta\alpha} &= \left[\frac{\tilde{C}_3^V}{M_N} (g_{\alpha\beta} \not{q} - q_\beta \gamma_\alpha) + \frac{\tilde{C}_4^V}{M_N^2} (g_{\alpha\beta} q \cdot p' - q_\beta p'_\alpha) + \frac{\tilde{C}_5^V}{M_N^2} (g_{\alpha\beta} q \cdot p - q_\beta p_\alpha) + g_{\alpha\beta} \tilde{C}_6^V \right] \gamma_5 \\ &\quad + \frac{\tilde{C}_3^A}{M_N} (g_{\alpha\beta} \not{q} - q_\beta \gamma_\alpha) + \frac{\tilde{C}_4^A}{M_N^2} (g_{\alpha\beta} q \cdot p' - q_\beta p'_\alpha) + \tilde{C}_5^A g_{\alpha\beta} + \frac{\tilde{C}_6^A}{M_N^2} q_\beta q_\alpha, \end{aligned} \quad (20)$$

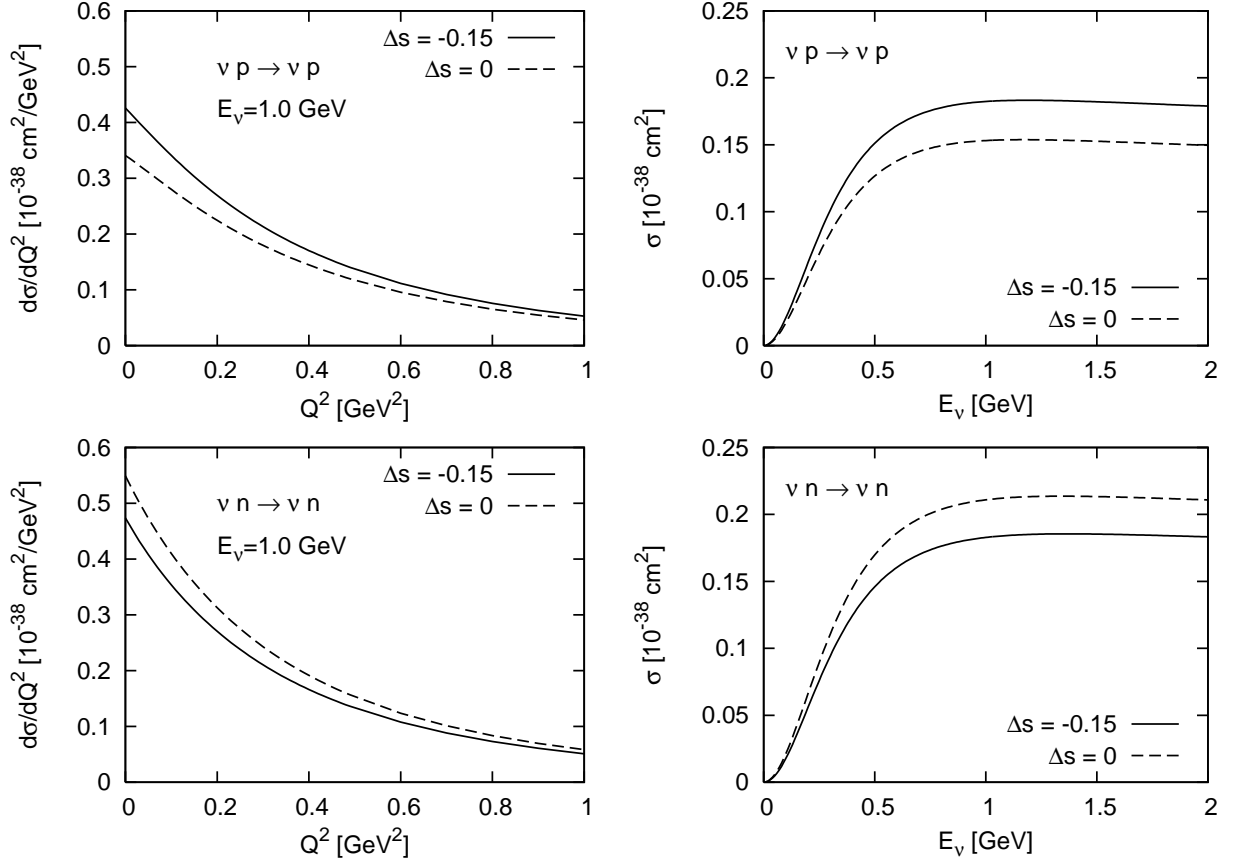


FIG. 1: Differential and total cross section for NC quasielastic scattering on protons (top) and neutrons (bottom). The solid lines denote the results with $\Delta s = -0.15$, the dashed lines the ones without the strange axial form factor ($\Delta s = 0$).

where $\bar{\psi}^\beta(p')$ is the Rarita-Schwinger spinor for the Δ , and $u(p)$ is the Dirac spinor for the nucleon. The hadronic tensor follows to

$$H_\Delta^{\alpha\beta} = \frac{1}{2} \text{Tr} \left[(\not{p} + M) \tilde{B}^{\alpha\rho} \Lambda_{\rho\sigma} B^{\sigma\beta} \right] \quad (21)$$

with

$$\tilde{B}_{\alpha\beta} = \gamma_0 B_{\alpha\beta}^\dagger \gamma_0 \quad (22)$$

and, for free nucleons, $M = M_N$. The spin 3/2 projection operator is given by

$$\Lambda_{\rho\sigma} = - \left(\not{p}' + \sqrt{p'^2} \right) \left(g_{\rho\sigma} - \frac{2}{3} \frac{p'_\rho p'_\sigma}{p'^2} + \frac{1}{3} \frac{p'_\rho \gamma_\sigma - p'_\sigma \gamma_\rho}{\sqrt{p'^2}} - \frac{1}{3} \gamma_\rho \gamma_\sigma \right). \quad (23)$$

In contrast to quasielastic scattering, where the neutral current is sensitive to the isoscalar quark content of the nucleon, the $N - \Delta$ transition is purely isovector. Therefore, the neutral current reduces to

$$J_\alpha^{NC} = (1 - 2 \sin^2 \theta_W) V_\alpha^3 - A_\alpha^3, \quad (24)$$

where V_α^3 and A_α^3 are the third component of the vector and axial isovector currents, respectively. Thus, we have

$$\tilde{C}_i^V = (1 - 2 \sin^2 \theta_W) C_i^V, \quad (25)$$

$$\tilde{C}_i^A = C_i^A, \quad (26)$$

where C_i^V and C_i^A are the vector and axial charged current transition form factors for which we use the parametrization of Ref. [47] as in our earlier work [26].

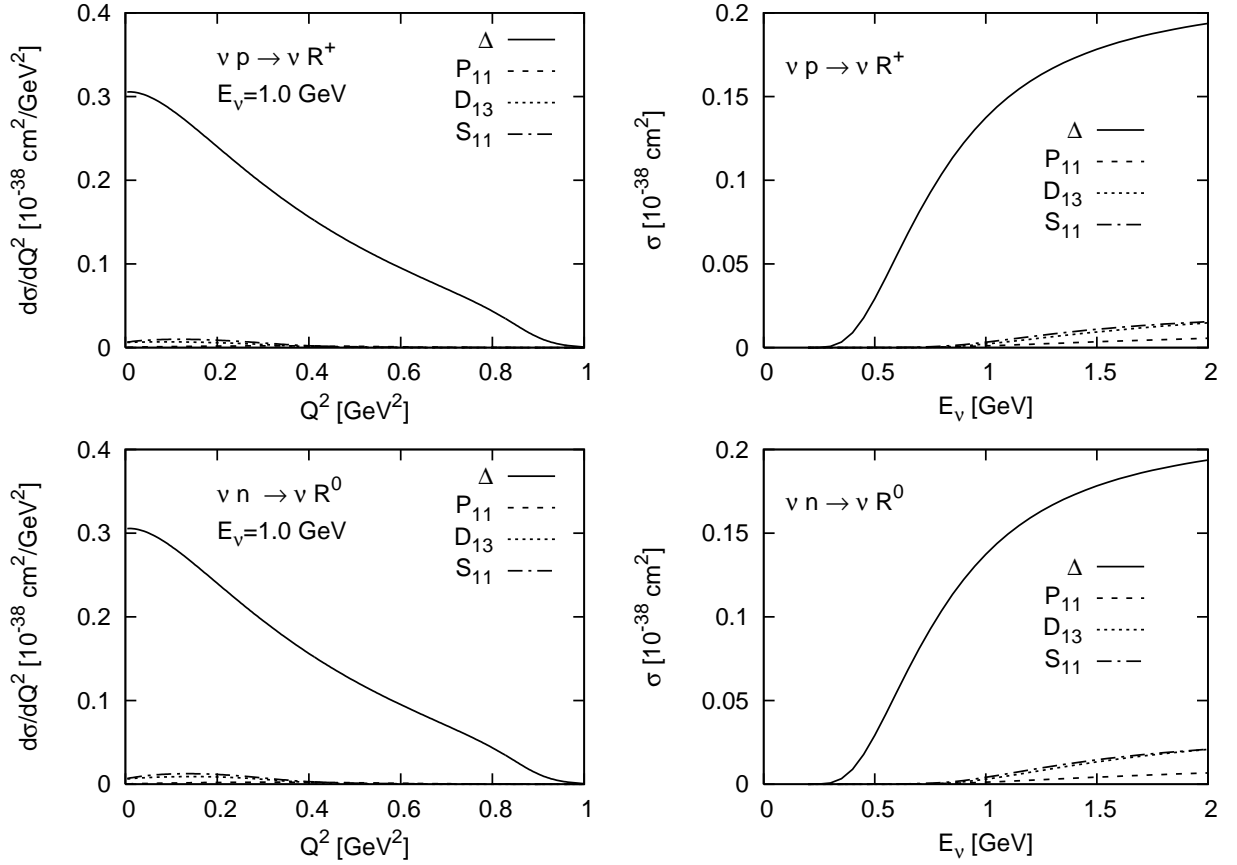


FIG. 2: Differential and total cross section for NC resonance excitation on protons (top) and neutrons (bottom). The cross section for Δ excitation (solid lines) clearly dominates. The lines denoting the cross section for D_{13} overlaps with the ones for the S_{11} .

The phenomenological information about the $N - N^*$ transition is far more scarce. Therefore, for the production of higher resonances, we rely on the matrix elements derived by Rein and Sehgal [10].¹ The Q^2 dependence of the form factors has the form of a modified dipole (see their Eq. (3.12)). For the dipole masses, we use $M_A = 1.032$ GeV and $M_V = 0.84$ GeV (cf. e. g. Ref. [48]). In this way we include the production of the resonances $P_{11}(1440)$, $D_{13}(1520)$ and $S_{11}(1535)$.

The finite width of the resonances is accounted for in the cross section of Eq. (2) by replacing

$$\delta(p'^2 - M'^2) \rightarrow -\frac{1}{\pi} \text{Im} \left(\frac{1}{p'^2 - M'^2 + i\sqrt{p'^2} \Gamma} \right), \quad (27)$$

where M' is the pole mass of the resonance. Γ is the energy dependent full decay width in the vacuum, taken from the analysis of Manley and Saleski [49]. All the relevant decay channels as πN , $\pi \Delta$, ρN and ηN are included.

The cross sections for NC resonance excitation on proton and neutron are shown in Fig. 2. In both cases, the Δ yield is considerably larger than the other ones. In the vacuum, we model pion production via resonance excitation and their subsequent decay (we emphasize that in the nuclear medium resonances can undergo "pionless decay" (cf. Sec. III A)). When a neutrino scatters with a nucleon, either an isospin 3/2 resonance (Δ) or an isospin 1/2 resonance (P_{11} , D_{13} and S_{11}) is produced. They decay, among other channels, with a certain branching ratio into πN pairs. Including the appropriate Clebsch-Gordan coefficients we obtain for the cross sections of the four possible one-pion production channels

$$\sigma(\nu p \rightarrow \nu n \pi^+) = \frac{1}{3} \sigma_{\Delta^+} + \frac{2}{3} \left(b_1 \sigma_{P_{11}^+} + b_2 \sigma_{D_{13}^+} + b_3 \sigma_{S_{11}^+} \right), \quad (28)$$

¹ Our matrix element \mathcal{M} corresponds to T in the notation of Rein and Sehgal [10].

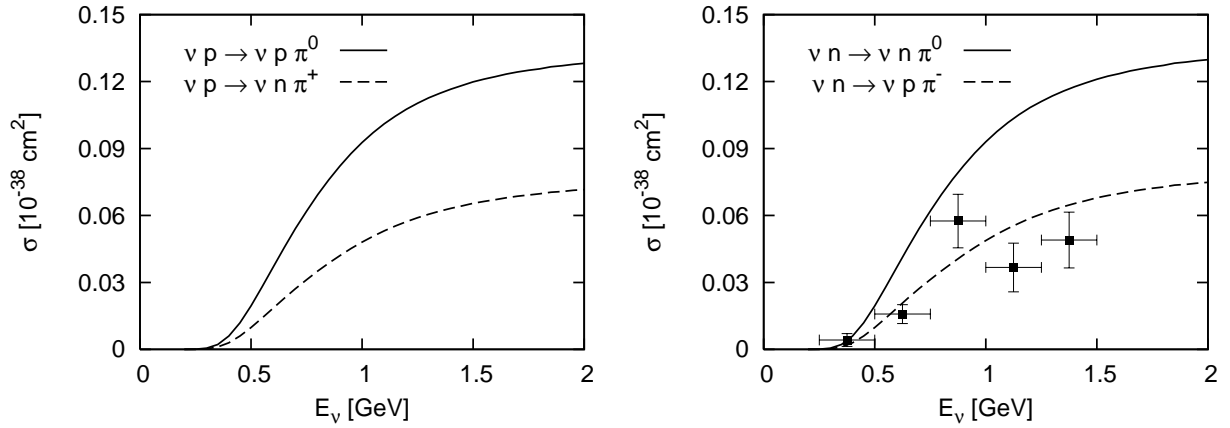


FIG. 3: Total cross section for NC pion production via resonance excitation and subsequent decay. The left panel shows the pion production on protons and the right one on neutrons. Data are shown for the reaction $\nu n \rightarrow \nu p \pi^-$ (taken from Ref. [3]).

$$\sigma(\nu p \rightarrow \nu p \pi^0) = \frac{2}{3}\sigma_{\Delta^+} + \frac{1}{3}\left(b_1\sigma_{P_{11}^+} + b_2\sigma_{D_{13}^+} + b_3\sigma_{S_{11}^+}\right), \quad (29)$$

$$\sigma(\nu n \rightarrow \nu p \pi^-) = \frac{1}{3}\sigma_{\Delta^0} + \frac{2}{3}\left(b_1\sigma_{P_{11}^0} + b_2\sigma_{D_{13}^0} + b_3\sigma_{S_{11}^0}\right), \quad (30)$$

$$\sigma(\nu n \rightarrow \nu n \pi^0) = \frac{2}{3}\sigma_{\Delta^0} + \frac{1}{3}\left(b_1\sigma_{P_{11}^0} + b_2\sigma_{D_{13}^0} + b_3\sigma_{S_{11}^0}\right), \quad (31)$$

where σ_{R^+} (σ_{R^0}) are the cross sections for resonance excitation on protons (neutrons) as shown in Fig. 2. The branching ratios b_i are taken from Manley and Saleski [49]. We plot the results in Fig. 3 for the total pion production cross section on protons (left) and neutrons (right). Data on NC pion production is extremely sparse. A measurement was performed on D_2 at the ANL bubble chamber for the $\nu n \rightarrow \nu p \pi^-$ channel [3] — these data are also shown in Fig. 3. The remaining channels have only been measured at the Gargamelle bubble chamber [4] (see also the reanalysis by Hawker [50]) on a propane-freon mixture and not on “elementary targets”. Thus, we do not show them here. However, we have compared our results to the calculations of Paschos *et al.* [11] (cf. their Figs. 4 - 7) and have found reasonable agreement for the total vacuum one-pion production cross sections.

III. NEUTRINO-NUCLEUS REACTIONS

A. In-medium modifications and final-state interactions

Nuclear effects play the central role in this study. A detailed description of our nuclear model is given in Ref. [26] where we applied it to CC neutrino-nucleus scattering. Here we only outline the main features.

The cross section for neutrino scattering on free nucleons, given in Eq. (2), has to be modified when the nucleon is bound in the nucleus. First of all, we consider Fermi motion of the initial nucleons and Pauli blocking of the final ones in a local density approximation, in which the local Fermi momenta of the nucleons are given by

$$p_F(\vec{r}) = \left(\frac{3}{2}\pi^2\rho(\vec{r})\right)^{1/3}. \quad (32)$$

For the density distribution of heavier nuclei we use a Woods-Saxon form with parameters extracted from Hartree-Fock calculations. For ^{12}C , we take a harmonic oscillator density as given in Ref. [51].

The nucleons are bound in a density and momentum dependent scalar potential $U(\vec{r}, \vec{p})$, whose parametrization has been obtained by fits to the saturation density of nuclear matter, and also to the momentum dependence of the nucleon optical potential as measured in pA collisions [52]. Since the Δ is less bound in the nucleus than the nucleons — at normal nuclear density one finds $U_\Delta \approx -30$ MeV versus $U_N \approx -45$ MeV [53] —, we set the Δ potential to 2/3 of the nucleon potential. For the other resonances the same potential as for the nucleons is adopted. A particle bound in the nucleus acquires an effective mass, defined as

$$M_{eff} = M_{N,R} + U_{N,R}(\vec{r}, \vec{p}), \quad (33)$$

where $M_{N,R}$ is the corresponding "free" mass. As consequence of the density and momentum dependence of the scalar potential the effective masses of initial and final particles in a scattering process can be different even if their rest masses are equal. We account for this fact by replacing M and M' (note that M_N remains unchanged) in the cross section formula (Eq. (2)) and in the hadronic tensors (Eq. (9) and Eq. (21)) by their respective effective masses (cf. Ref. [26] for details).

The final-state interactions (FSI) of the produced particles are implemented by means of the coupled-channel semi-classical Giessen Boltzmann-Uehling-Uhlenbeck (GiBUU) transport model [54]. Originally developed to describe heavy-ion collisions [55, 56, 57], it has been extended to describe the interactions of pions, photons and electrons with nuclei [52, 58, 59, 60, 61, 62]. Recently, we further extended the GiBUU model to describe neutrino scattering off nuclei [26]. This extension does not require the introduction of any new nuclear parameter.

In our model, the space time evolution of a many-particle system under the influence of a mean-field potential and a collision term is described by a BUU equation for each particle species. A collision term accounts for changes (gain and loss) in the phase space density due to elastic and inelastic collisions between the particles and also due to particle decays into other hadrons whenever it is allowed by Pauli blocking. In between the collisions, all particles (also resonances) are propagated in their mean-field potential according to their BUU equation (cf. Refs. [52, 60]). More details on the cross sections, their in-medium modification and the included particles are given in the references above.

Inside the nuclear medium, the width of the resonances is modified. Since their decay into πN pairs might be Pauli blocked, their width is lowered compared to the vacuum width. On the contrary, we have an increase of the width due to collisions in the medium. Elastic and inelastic scattering of the resonances with the nucleons contribute to this collisional broadening. Therefore, the total in-medium width is given by a sum of the Pauli modified decay width $\tilde{\Gamma}$ and the collisional width Γ_{coll} . Despite the decrease caused by Pauli blocking, the dominant effect is a broadening of the resonances in the medium.

The most relevant states for neutrino induced reactions at intermediate energies are the nucleon, the Δ resonance, the pion and their interactions. For the NN cross section and its angular dependence we use a fit to data from Ref. [63]. For the pion cross sections we use a resonance model with the background fitted to data as shown in detail in Ref. [61]. The Δ resonance is propagated off-shell in our model and decays isotropically. Its decay into a pion nucleon pair is Pauli blocked if the momentum of the nucleon is below the Fermi momentum. We allow not only for the decay of the Δ , but also for FSI of the Δ in the nuclear medium. Possible are absorption processes like $\Delta N \rightarrow NN$, $\Delta NN \rightarrow NNN$ and $\Delta N \rightarrow \pi NN$. All those processes are implemented by an absorption probability depending on the in-medium collisional width for which we use the results of Oset and Salcedo [64]. We emphasize that the whole $\pi N \Delta$ dynamics has been tested extensively and also compared to data in $AA \rightarrow \pi X$ [55], $\pi A \rightarrow X$ [61, 65] and $\gamma A \rightarrow \pi X$ [59] and recently in pionic double charge exchange reactions [62].

To conclude, FSI lead to absorption, charge exchange, a redistribution of energy and momentum as well as to the production of new particles. In our coupled-channel treatment of the FSI — the BUU equations are coupled through the collision term and, with less strength, also through the potentials —, our model differs from standard Glauber approaches because the collision term allows not only for absorption but also for side-feeding and rescattering. In addition, our model is applicable in many different nuclear reactions using the same physics input. In particular, an important prerequisite for any model aiming at the description of the interaction of neutrinos with nuclei is a good description of electron or photon induced reactions. There, extensive tests against existing data are possible and have been successfully performed [66, 67].

B. Results and discussion

While our calculations for CC scattering were already discussed in Ref. [26], we now present our results for NC pion production and nucleon knockout for neutrino energies up to 2 GeV for nuclei commonly used in neutrino experiments.

1. Pion production

We begin our discussion on pion production with the total production cross sections for π^+ , π^0 and π^- on ^{56}Fe which are shown in Fig. 4. The dashed line denotes the pions stemming from the decay of the initially produced resonances — no further FSI are taken into account here. The cross section for π^0 production is significantly higher than those of the charged channels. This is a direct consequence of the isospin structure of the resonance decay. "Switching on" FSI allows the resonances to interact in different ways besides a simple decay. Also the produced pions can interact further or undergo absorption. These FSI lead to a strong reduction of the total yield in the π^0 channel (compare solid and dashed line in the upper panel). The reduction is much smaller in the π^+ and π^- channel. The reason is that the π^0

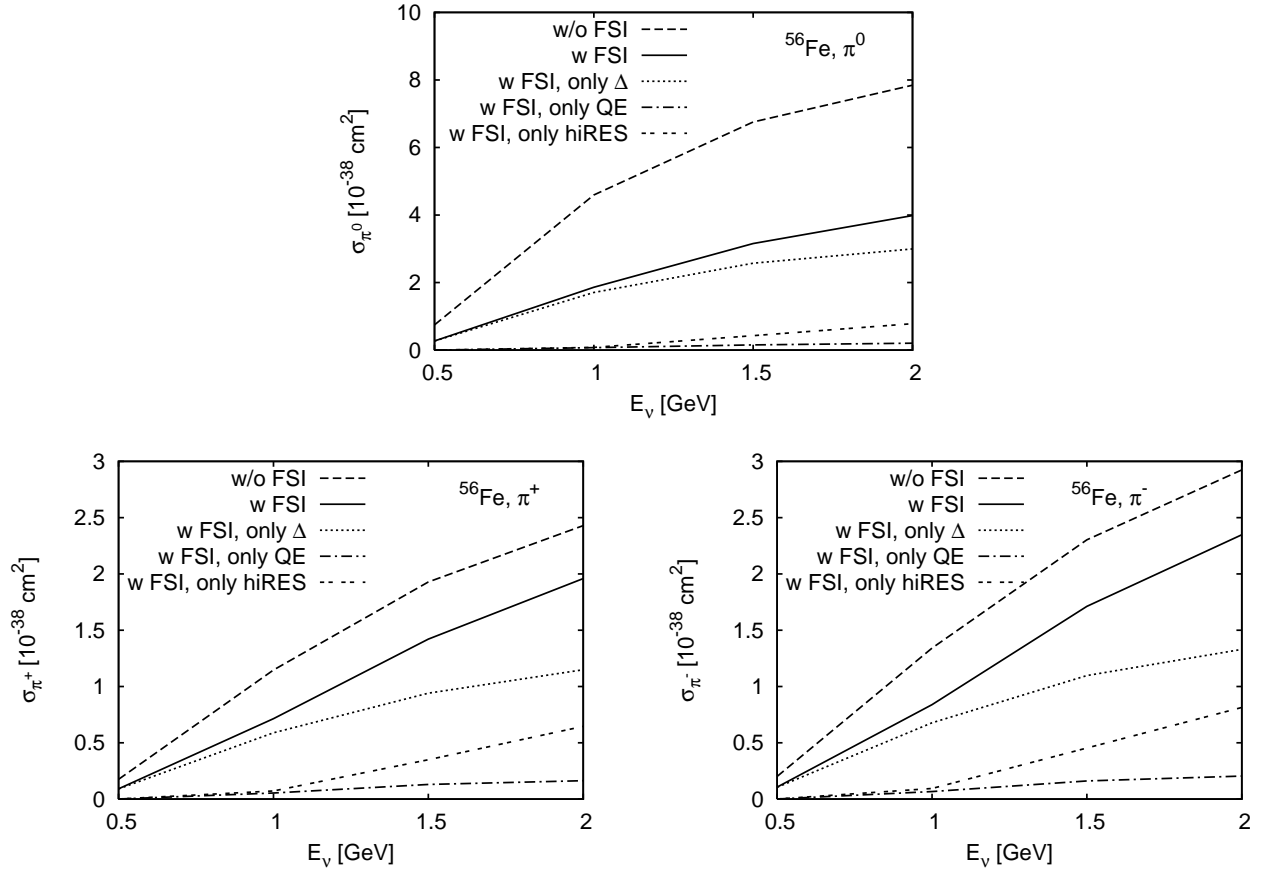


FIG. 4: Total cross section for π^0 (top), π^+ (bottom left) and π^- (bottom right) production on ^{56}Fe as a function of E_ν . The dashed lines show the results without FSI (only the decay of resonances is possible); the results denoted by the solid lines include FSI. Furthermore, the origin of the pions is indicated (QE, Δ excitation or higher resonances (hiRES)).

undergo charge exchange and contribute to the charged channels (side-feeding). The effect in the opposite direction is less important due to the smaller elementary π^+ and π^- production cross section. We have found side-feeding from the dominant into the less dominant channel also for CC reactions [26]. Pions can also emerge from the initial QE neutrino-nucleon reaction when the produced nucleon rescatters producing a Δ or directly a pion. However, as can be seen from Fig. 4, this process is not very sizable because it is relevant only at high Q^2 (dash-dotted lines).

A more detailed understanding of pion production is obtained by studying the pion kinetic energy distributions. In Fig. 5 we show the kinetic energy spectra for π^0 , π^+ and π^- production for three neutrino energies. The dashed lines denote again the result without final-state interactions and the solid lines the result of the full calculation. The contributions from initial Δ excitation (dotted lines) and from initial QE events (dash-dotted lines) are also shown. Pion production through FSI of initial QE processes contributes mostly to the low energy region of the pion spectra due to the redistribution of the energy in the collisions. While the overall shape of the dashed line (without FSI) is dictated by the predominant p -wave production mechanism through the Δ resonance, the shape of the solid lines (full calculation) is influenced by the energy dependence of the pion absorption and rescattering. The main absorption mechanism for pions above $T_\pi \approx 0.1$ GeV is $\pi N \rightarrow \Delta$ followed by $\Delta N \rightarrow NN$ which leads to a considerable reduction of the cross section. Elastic scattering $\pi N \rightarrow \pi N$ redistributes the kinetic energies and thus also shifts the spectrum to lower energies. In the case of the smaller π^+ and π^- channels the already discussed side-feeding enhances the peak in the middle and bottom panels of Fig. 5 over the value obtained without FSI. Note that these spectra are very similar in shape to those measured in (γ, π^0) reactions on nuclei (cf. Figs. 13 and 14 in Ref. [68]).

The impact of FSI is even more visible in the ratios obtained by dividing the differential cross section with FSI by the one without FSI. They are plotted in Fig. 6 for ^{56}Fe and ^{16}O at $E_\nu = 1$ GeV versus the pion kinetic energy (short-dashed for π^+ , solid for π^0 and dashed lines for π^-). One can see that the absorption is bigger in the heavier nucleus (^{56}Fe) than in the lighter one (^{16}O) as expected — it scales with $A^{2/3}$. For pions with kinetic energy $\gtrsim 0.1$ GeV we find strong effects of FSI. This is the region where pion absorption and rescattering are most prominent due to the excitation of the Δ resonance around its peak position. At lower energies ($T_\pi \approx 0.07$ GeV) we find a peak due

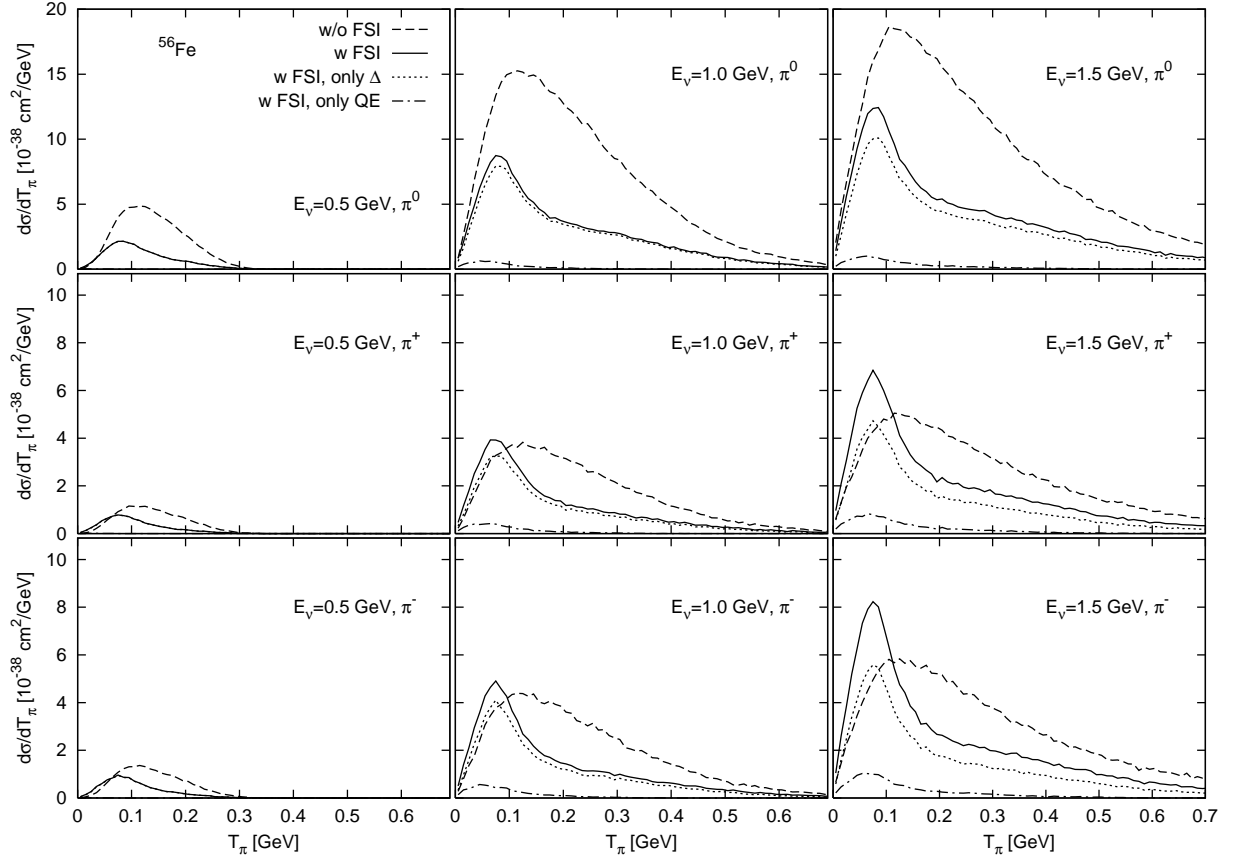


FIG. 5: Kinetic energy differential cross section for π production on ^{56}Fe versus the pion kinetic energy T_π at different values of E_ν . The dashed lines denote the calculation without FSI where only the decay of resonances is included; the solid lines denote the one with FSI. Furthermore, it is indicated whether the pion comes from initial QE or Δ excitation (dash-dotted or dotted lines).

to the fact that pions of higher energy in average loose energy via rescattering. At still lower pion energies, the multi-nucleon pion absorption mechanism takes over, leading to a small dip. We stress that a similar pattern has been experimentally observed by Krusche *et al.* [68] in pion photoproduction (cf. Fig. 16 in Ref. [68]). This particular dependence of the ratio reflects well-known features of the $\pi N\Delta$ dynamics in nuclei. The curves labeled with "PPY" give the corresponding results obtained from a calculation of Paschos *et al.* [11] (see discussion below). They are flat over the full range of pion kinetic energies and do not exhibit any of the structures just discussed.

In order to clarify the reasons for the discrepancy between our ratios and those obtained from the results of Paschos *et al.* [11] we now proceed to a detailed, direct comparison with their calculations. In Fig. 7 we show the energy differential cross sections for pion production on ^{56}Fe and ^{16}O at $E_\nu = 1$ GeV. The initial QE process is "switched off" here, i. e. only resonance excitation is possible in the initial neutrino-nucleon scattering.² There are considerable differences between our results and those of Ref. [11] (denoted by "PPY") in all channels on both nuclei. The line labeled with "i" denotes their result without any nuclear correction, i. e. pion production on free nucleons. It can be compared directly with our elementary cross section (short-dashed line) calculated for a nucleon at rest without Pauli blocking and nuclear binding. Already these elementary differential cross sections differ dramatically, in particular at low E_π where our calculation approaches zero whereas that of Ref. [11] reaches a maximal value. Due to the fact that the phase space approaches zero at threshold and in view of the dominant p -wave production mechanism of pions from the Δ resonance, the latter behavior is unexpected.

The calculation of Paschos *et al.* denoted with "ig" includes a "Pauli production factor" meant to account for Pauli blocking in the initial pion production. This can be compared to our calculation without FSI. Finally, the lines

² In the model of Paschos *et al.* [11], pions are produced through resonance excitation with the Δ , the P_{11} and the S_{11} included, but not the D_{13} . QE scattering is not included in their model.

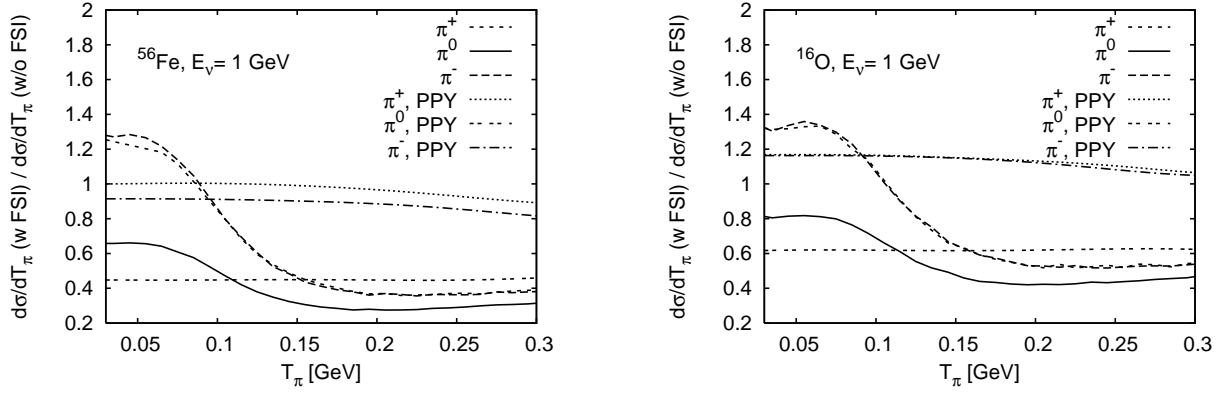


FIG. 6: Ratio of the differential cross sections (the cross section with FSI divided by the one without FSI) for pion production on ^{56}Fe (left) and ^{16}O (right) versus the pion kinetic energy at $E_\nu = 1$ GeV. The initial QE scattering process has been "switched off". The lines indicated with "PPY" are the results of Paschos *et al.* [11] where we divided their result including only a "Pauli production factor" ("ig" in their notation) by their full result which includes the rescattering of the pions in the nucleus ("f" in their notation).

denoted with "f" were obtained by Paschos *et al.* using the model of Ref. [69] in which the produced pions undergo a random walk through the nucleus. They can be compared to our full result with FSI. The differences in both cases are again significant. The very different impact of the FSI on the yields in both calculations can be seen even better from the ratios shown in Fig. 6. We emphasize that the ratios of Paschos *et al.* do not reflect any of the well-known properties of pions in nuclei as discussed above. Thus, we conclude that the results of Paschos *et al.* do not describe the $\pi N\Delta$ dynamics correctly, neither in vacuum nor in the nuclear medium.

2. Nucleon knockout

We now continue our discussion on exclusive channels with nucleon knockout. We consider all nucleons leaving the nucleus in the νA reaction which — in case FSI are included — is not necessarily a single-nucleon knockout. In Fig. 8 we show the total cross sections for proton and neutron knockout on ^{56}Fe . The solid lines, showing the results with FSI included, lie in both cases clearly above the ones without FSI (dashed lines). This enhancement is entirely caused by secondary interactions. Furthermore, the initial process leading to a knocked out nucleon is indicated. In the νN collision either QE scattering (dash-dotted), Δ (dotted) or N^* excitation (double-dashed lines) is possible. While the pion cross section was dominated by the initial Δ excitation, here initial QE and initial Δ excitation contribute to the total cross section above $E_\nu \approx 1$ GeV with nearly equal amounts. This reflects the energy dependence of the νN cross sections (cf. Fig. 1 and 2). Only up to neutrino energies of ≈ 0.5 GeV the resonance contributions to nucleon knockout is negligible. We note that our method of using the Δ selfenergies of Oset and Salcedo [64] (cf. Sec. III A) even underestimates the number of knocked out nucleons because we do not treat the process $\Delta N \rightarrow NN$ explicitly. Our Δ resonance contribution of knocked out nucleons stems solely from the decay $\Delta \rightarrow \pi N$.

In Fig. 9 we plot the kinetic energy differential cross section for proton and neutron knockout versus the kinetic energy on ^{56}Fe for different values of E_ν . The inclusion of FSI strongly modifies the shape of the distribution (compare the dashed and the solid lines). This effect is due to the rescattering of high energy nucleons in the medium which reduces the flux at higher energies while, simultaneously, a large number of secondary nucleons at lower energies is emitted. At $E_\nu = 0.5$ GeV, nucleon knockout is clearly dominated by QE processes, however, the plots show how the Δ becomes progressively more important as E_ν increases.

In contrast to the CC reaction studied in Ref. [26], where neutrons were only emitted by secondary collisions, in the NC case, both the neutron and proton kinetic energy distributions are equally affected by FSI since their total yields without FSI are comparable. This can be seen also in Fig. 10 where we plot the ratio of the proton to neutron kinetic energy differential cross section for ^{56}Fe and ^{12}C at $E_\nu = 0.5$ GeV. The calculations with and without FSI (solid and dashed lines) agree approximately if $\Delta s = -0.15$. This shows that the effect of the final-state interaction cancels out regardless of the nucleus. This is different in the CC case (cf. Ref. [26]) where we found strong effects of side-feeding from the dominant p channel into the suppressed n channel. In fact, side-feeding is only important when the initial proton and neutron yields are different. Indeed, when we "switch off" the strange axial form factor, i. e. take $\Delta s = 0$, then the elementary proton and neutron yields are different as shown in Fig. 1; while the neutron cross section is enhanced, the proton cross section is reduced. Therefore, we expect side-feeding from the neutron

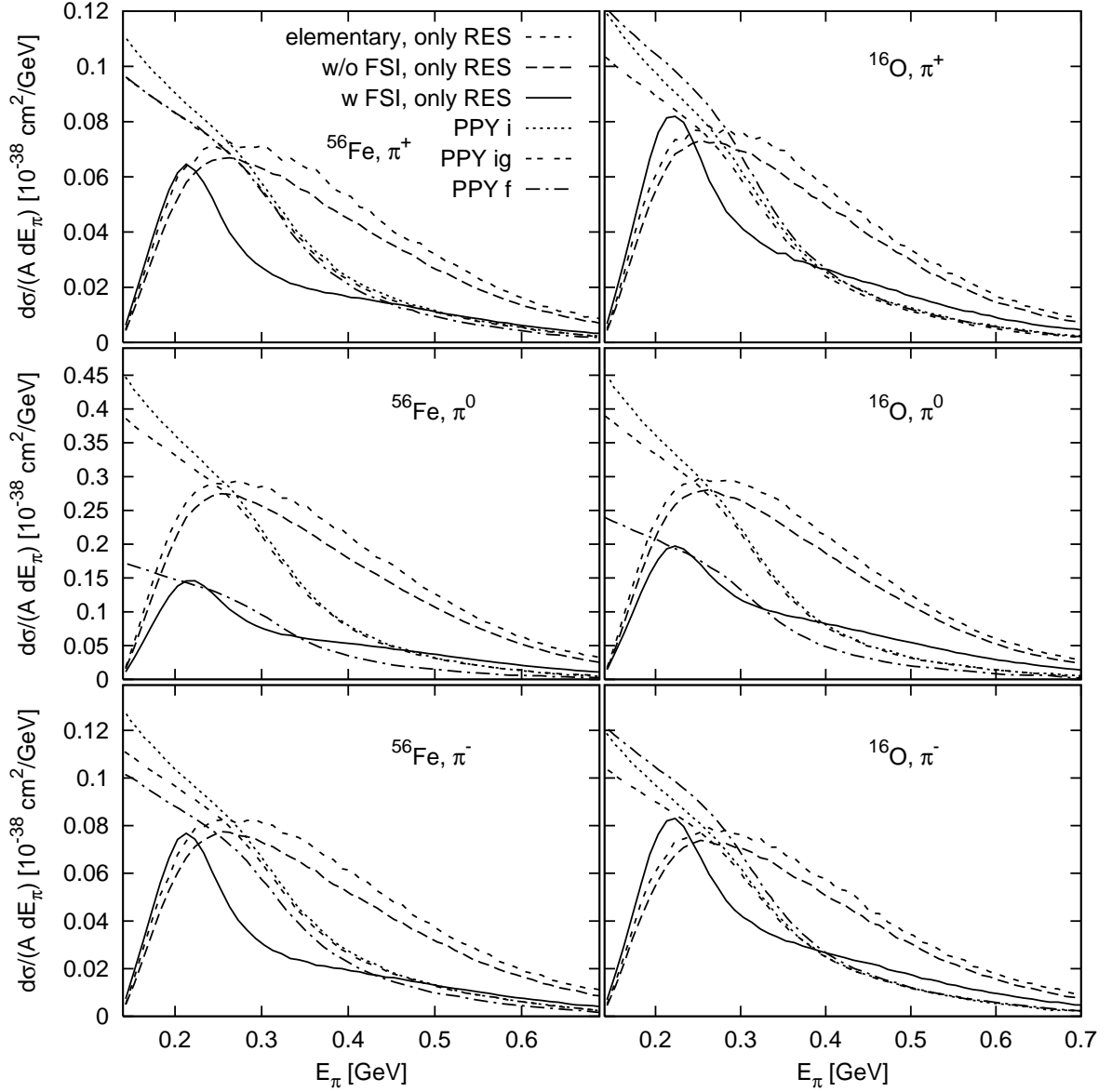


FIG. 7: Energy differential cross section for π production on ^{56}Fe (left) and ^{16}O (right) versus the pion energy for $E_\nu = 1$ GeV compared to Paschos *et al.* [11]. The initial QE scattering process has been "switched off" here. The cross sections are scaled with the number of nucleons, which allows to compare directly pion production on different nuclei. The dashed lines denote our result without FSI (only the decay of resonances is included) and the solid lines the one with FSI. We have also included here the result obtained when all in-medium modifications like Fermi motion, Pauli blocking and nuclear binding are not considered (short-dashed lines denoted as "elementary"). The lines indicated with "PPY" are the results of Paschos *et al.* [11]. "i" stands for their result without any nuclear correction (to be compared with our short-dashed lines), "ig" includes a "Pauli production factor" (to be compared with our dashed lines) and "f" includes the rescattering of the pions in the nucleus (to be compared with our solid lines). See also the discussion in the text.

to the proton channel which changes the p/n ratio as observed in Fig. 10 (dash-dotted versus dotted lines). Since nucleons loose energy in (charge exchange) scattering, the effect is more pronounced at low kinetic energies.

Finally, we compare our results on nucleon knockout with other calculations. In Fig. 11 we show our results for the kinetic energy differential cross section together with those of Nieves *et al.* [25] (denoted with "NVV"). Since they do not include any resonances, we have "switched off" the initial resonance excitation in our calculation, so only nucleon knockout induced by initial QE events is considered. The discrepancy of our result without FSI to the result without NN rescattering of Ref. [25] (dashed versus dotted line in Fig. 11) could be attributed to — besides differences in the momentum distribution and the potentials — the RPA correlations included in their calculation

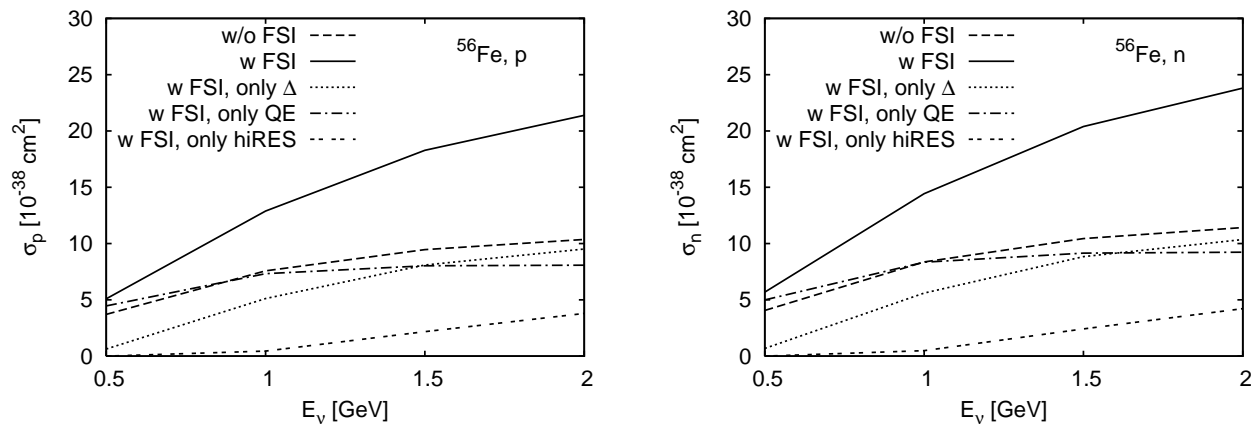


FIG. 8: Total cross section for proton (left) and neutron (right) knockout on ^{56}Fe versus E_ν . The dashed lines show the results without FSI (only the decay of resonances is possible); the results denoted by the solid lines include FSI. Furthermore, the origin of the nucleons is indicated (QE, Δ excitation or higher resonances (hiRES)).

which lead to a reduction of the cross section and a spreading of the spectrum. To model the rescattering of the primary nucleons in the nucleus, Nieves *et al.* use a Monte Carlo simulation with elastic NN cross section similar to ours.³ Therefore we expect a similar behavior when FSI are included. Indeed, as one can see, when the rescattering of the outgoing nucleons is "turned on", both calculations lead to very similar results, namely a reduction of the flux for higher energetic nucleons and a large number of secondary low energy nucleons (in Fig. 11 solid versus dash-dotted line). Also for the p/n ratios we find reasonable agreement: our ratios plotted in Fig. 10 show a similar behavior as the ones of Nieves *et al.* (cf. right panel of Fig. 17 in Refs. [25]).

Furthermore, we compare to the calculation of Martinez *et al.* [18]. While our results *without* FSI agree approximately with their relativistic plane wave impulse approximation (RPWIA) (up to small differences which can be attributed to the momentum distribution of the nucleons (relativistic mean-field versus local Fermi gas) and to the potentials used in the calculations), a comparison of the results *with* FSI may be meaningless, because our method describes exclusive nucleon knockout reactions which may contain more than one nucleon in the outgoing channel and may leave the residual nucleus in a highly excited state. On the contrary, in their model, the FSI of the nucleon are considered within two frameworks. In one case, they use a relativistic optical potential in a distorted-wave impulse approximation (RDWIA), in the other case a relativistic multiple-scattering Glauber approximation (RMSGGA). These models can therefore account only for single-nucleon knockout. We emphasize that these absorption mechanisms as used by Martinez *et al.* can describe only the flux reduction at higher nucleon energies but not the rescattering in the medium which leads to the emission of a large number of lower energy secondary nucleons. Nucleons are not just absorbed but — through rescattering — ejected with a different energy, angle and/or charge. In addition, we stress that already at $E_\nu \approx 1$ GeV a large part of the ejected nucleons stems from Δ excitation (see Fig. 8), a process not contained in the calculation of Ref. [18].

IV. SUMMARY AND CONCLUSIONS

In the present work we have investigated NC neutrino interactions with nucleons and nuclei extending our earlier work on CC reactions [26]. The neutrino-nucleon reaction is dominated by quasielastic scattering and Δ excitation; we have found that the higher resonances only give a minor contribution at neutrino energies below 1.5 GeV.

Nuclear effects are included in the framework of a coupled-channel BUU transport theory (GiBUU model) where we account for in-medium modifications due to Fermi motion, Pauli blocking, nuclear binding and collisional broadening of resonances. In this model, FSI are implemented by means of transport theory which permits to study exclusive reactions. Within the same model, we can describe neutrino-induced pion production and nucleon knockout. In this respect, the model presented here is unique.

The pion production cross section is especially influenced by final-state interactions. In the elementary neutrino-nucleon reaction, more π^0 than charged pions are produced due to the isospin structure of resonance decay. When

³ We emphasize that, in addition, we allow for inelastic NN collisions.

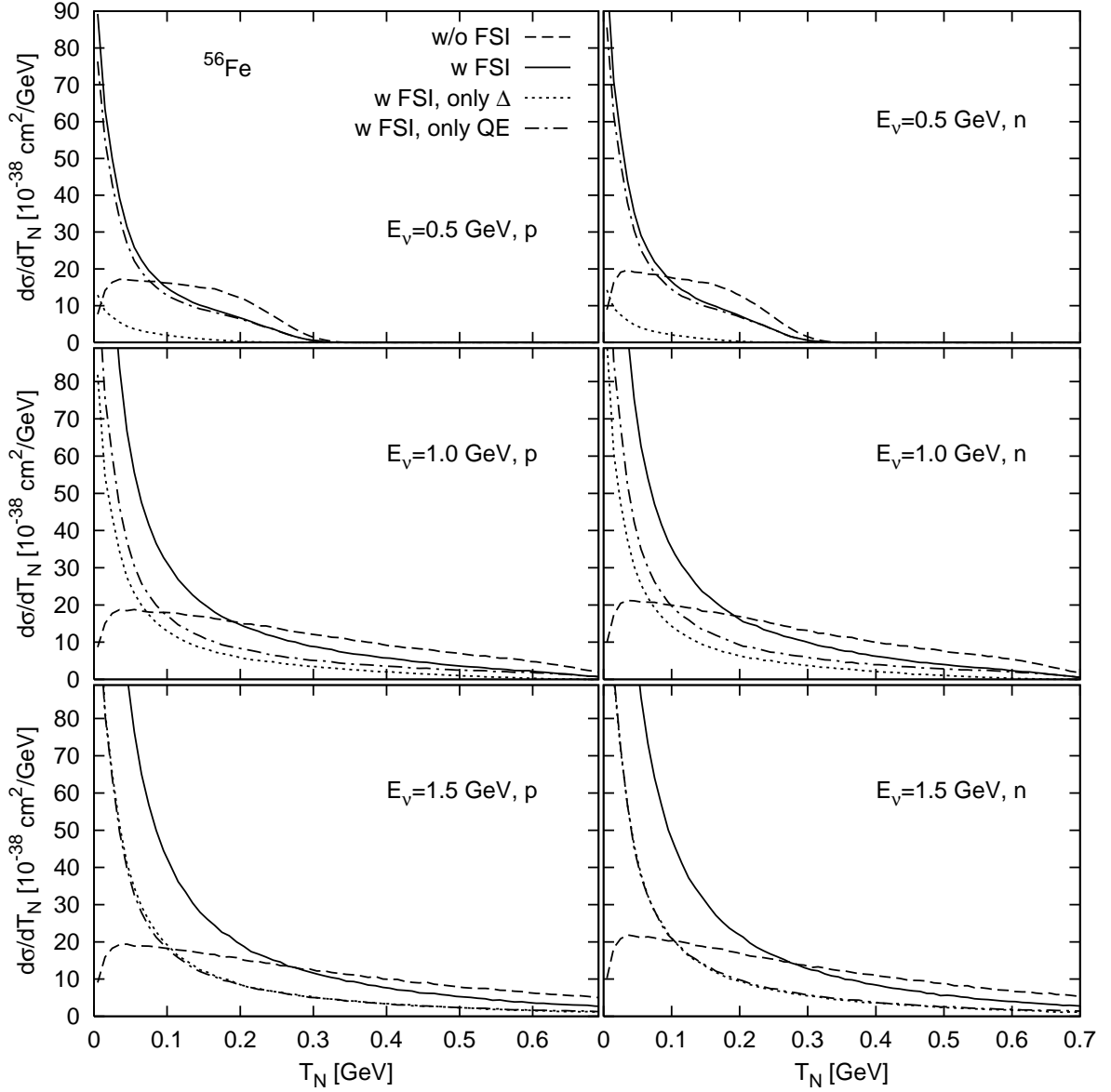


FIG. 9: Kinetic energy differential cross section for proton (left) and neutron (right) knockout on ^{56}Fe versus the nucleon kinetic energy T_N at different values of E_ν . The dashed lines denote the calculation without FSI where only the decay of resonances is included; the results denoted by the solid lines are with FSI. Furthermore, it is indicated whether the pion comes from initial QE or Δ excitation (dash-dotted or dotted line).

final-state interactions are included, those π^0 get absorbed or reinteract leading to side-feeding in the smaller π^\pm channels. Quasielastic scattering followed by π production in NN collisions also accounts for a small fraction of the pion production cross section.

Also for nucleon knockout the influence of the final-state interactions is significant. The rescattering of high energy nucleons in the nucleus leads to a reduction of higher kinetic energy nucleons while a large number of secondary nucleons at lower nucleon kinetic energies are ejected. Also in the case of nucleon knockout, we found that side-feeding is important. Furthermore, we have illustrated that for neutrino energies $\gtrsim 1$ GeV initial resonance excitation (predominantly Δ) leads to a significant contribution to nucleon knockout.

Summarizing, we have found that in-medium modifications, and especially final-state interactions, have a big influence on the neutrino-nucleus cross sections. We emphasize that a good and well tested description of these effects is crucial for the understanding of current and future experiments.

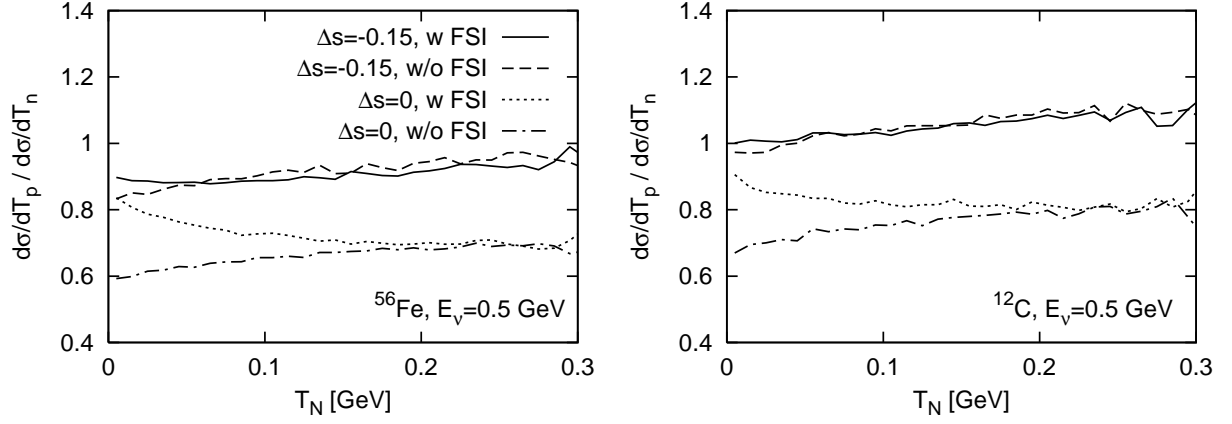


FIG. 10: Ratio of proton to neutron kinetic energy differential cross section on ^{56}Fe (left) and ^{12}C (right) versus the nucleon kinetic energy T_N at $E_\nu = 0.5$ GeV. The solid and the long-dashed lines show the results with and without FSI for $\Delta s = -0.15$, the dotted and the dash-dotted lines the results for $\Delta s = 0$.

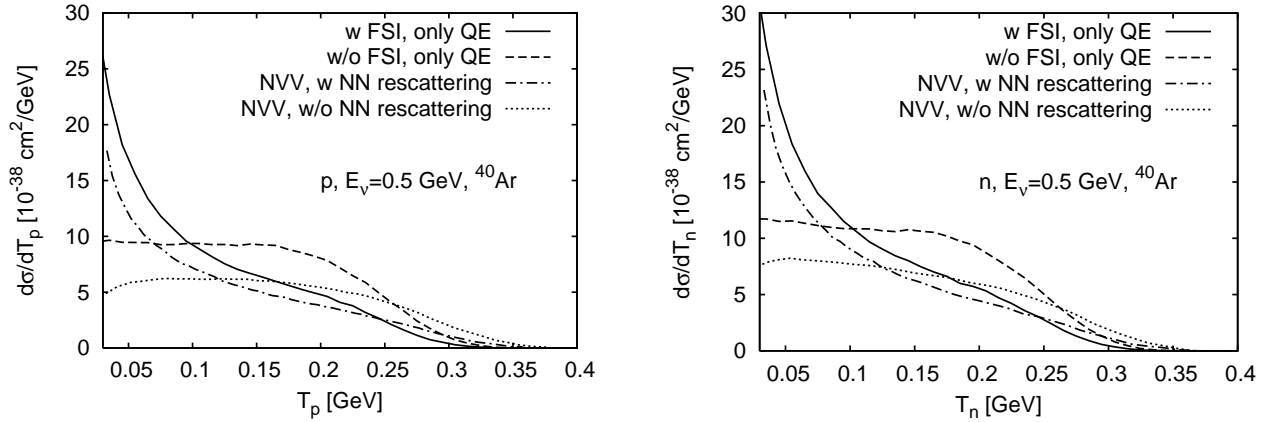


FIG. 11: Differential cross section for neutrino induced proton and neutron knockout on ^{40}Ar at $E_\nu = 0.5$ GeV. The initial neutrino-nucleon resonance production processes have been "switched off" in this case. The dashed lines denote our result without FSI and the solid lines the one with FSI. The dotted (dash-dotted) lines denoted with "NVV" show the results of Nieves *et al.* [25] without (with) NN rescattering.

Acknowledgments

This work has been supported by the Deutsche Forschungsgemeinschaft.

-
- [1] L. A. Ahrens *et al.*, Phys. Rev. **D35**, 785 (1987).
 - [2] S. J. Barish *et al.*, Phys. Rev. Lett. **33**, 448 (1974).
 - [3] M. Derrick *et al.*, Phys. Lett. **B92**, 363 (1980).
 - [4] W. Krenz *et al.*, Nucl. Phys. **B135**, 45 (1978).
 - [5] M. Pohl *et al.*, Phys. Lett. **B79**, 501 (1978).
 - [6] K2K, S. Nakayama *et al.*, Phys. Lett. **B619**, 255 (2005), [hep-ex/0408134].
 - [7] BoONE, J. L. Raaf, Nucl. Phys. Proc. Suppl. **139**, 47 (2005), [hep-ex/0408015].
 - [8] MINERvA, D. A. Harris *et al.*, hep-ex/0410005.
 - [9] G. L. Fogli and G. Nardulli, Nucl. Phys. **B165**, 162 (1980).
 - [10] D. Rein and L. M. Sehgal, Ann. Phys. **133**, 79 (1981).
 - [11] E. A. Paschos, L. Pasquali and J.-Y. Yu, Nucl. Phys. **B588**, 263 (2000), [hep-ph/0005255].
 - [12] G. T. Garvey, S. Krewald, E. Kolbe and K. Langanke, Phys. Lett. **B289**, 249 (1992).
 - [13] C. J. Horowitz, H.-C. Kim, D. P. Murdock and S. Pollock, Phys. Rev. **C48**, 3078 (1993).
 - [14] M. B. Barbaro, A. De Pace, T. W. Donnelly, A. Molinari and M. J. Musolf, Phys. Rev. **C54**, 1954 (1996), [nucl-th/9605020].

- [15] W. M. Alberico, M. B. Barbaro, S. M. Bilenky, J. A. Caballero, C. Giunti, C. Maieron, E. Moya de Guerra and J. M. Udias, Nucl. Phys. **A623**, 471 (1997), [hep-ph/9703415].
- [16] W. M. Alberico, M. B. Barbaro, S. M. Bilenky, J. A. Caballero, C. Giunti, C. Maieron, E. Moya de Guerra and J. M. Udias, Phys. Lett. **B438**, 9 (1998), [hep-ph/9712441].
- [17] A. Meucci, C. Giusti and F. D. Pacati, Nucl. Phys. **A744**, 307 (2004), [nucl-th/0405004].
- [18] M. C. Martinez, P. Lava, N. Jachowicz, J. Ryckebusch, K. Vantournhout and J. M. Udias, Phys. Rev. **C73**, 024607 (2006), [nucl-th/0505008].
- [19] B. I. S. van der Ventel and J. Piekarewicz, Phys. Rev. **C73**, 025501 (2006), [nucl-th/0506071].
- [20] A. Meucci, C. Giusti and F. D. Pacati, nucl-th/0601052.
- [21] E. Kolbe, K. Langanke and S. Krewald, Phys. Rev. **C49**, 1122 (1994).
- [22] N. Jachowicz, S. Rombouts, K. Heyde and J. Ryckebusch, Phys. Rev. **C59**, 3246 (1999).
- [23] Y. Umino, J. M. Udias and P. J. Mulders, Phys. Rev. Lett. **74**, 4993 (1995).
- [24] J. E. Amaro, M. B. Barbaro, J. A. Caballero and T. W. Donnelly, Phys. Rev. **C73**, 035503 (2006), [nucl-th/0602053].
- [25] J. Nieves, M. Valverde and M. J. Vicente Vacas, Phys. Rev. **C73**, 025504 (2006), [hep-ph/0511204].
- [26] T. Leitner, L. Alvarez-Ruso and U. Mosel, Phys. Rev. C (in press) (2006), [nucl-th/0601103].
- [27] D. Casper, Nucl. Phys. Proc. Suppl. **112**, 161 (2002), [hep-ph/0208030].
- [28] H. Gallagher, Nucl. Phys. Proc. Suppl. **112**, 188 (2002).
- [29] Y. Hayato, Nucl. Phys. Proc. Suppl. **112**, 171 (2002).
- [30] L. Tiator, D. Drechsel, S. Kamalov, M. M. Giannini, E. Santopinto and A. Vassallo, Eur. Phys. J. **A19**, 55 (2004), [nucl-th/0310041].
- [31] O. Lalakulich, E. A. Paschos and G. Piranishvili, hep-ph/0602210.
- [32] H. Budd, A. Bodek and J. Arrington, hep-ex/0308005.
- [33] A. W. Thomas and W. Weise, *The Structure of the Nucleon* (Wiley-VCH, Berlin, 2001).
- [34] SAMPLE, D. T. Spayde *et al.*, Phys. Lett. **B583**, 79 (2004), [nucl-ex/0312016].
- [35] HAPPEX, K. A. Aniol *et al.*, Phys. Lett. **B509**, 211 (2001), [nucl-ex/0006002].
- [36] HAPPEX, K. A. Aniol *et al.*, Phys. Lett. **B635**, 275 (2006), [nucl-ex/0506011].
- [37] G0, D. S. Armstrong *et al.*, Phys. Rev. Lett. **95**, 092001 (2005), [nucl-ex/0506021].
- [38] A4, F. E. Maas *et al.*, Phys. Rev. Lett. **93**, 022002 (2004), [nucl-ex/0401019].
- [39] R. D. Young, J. Roche, R. D. Carlini and A. W. Thomas, nucl-ex/0604010.
- [40] G. T. Garvey, W. C. Louis and D. H. White, Phys. Rev. **C48**, 761 (1993).
- [41] W. M. Alberico, M. B. Barbaro, S. M. Bilenky, J. A. Caballero, C. Giunti, C. Maieron, E. Moya de Guerra and J. M. Udias, Nucl. Phys. **A651**, 277 (1999), [hep-ph/9812388].
- [42] S. F. Pate, Phys. Rev. Lett. **92**, 082002 (2004), [hep-ex/0310052].
- [43] S. F. Pate, Eur. Phys. J. **A24S2**, 67 (2005), [nucl-ex/0502014].
- [44] FiNeSSE, L. Bugel *et al.*, hep-ex/0402007.
- [45] T. Leitner, *Neutrino Interactions with Nucleons and Nuclei*, Diploma thesis, Universität Giessen, 2005, available online at <http://theorie.physik.uni-giessen.de/documents/diplom/leitner.pdf>.
- [46] C. H. Llewellyn Smith, Phys. Rept. **3**, 261 (1972).
- [47] E. A. Paschos, J.-Y. Yu and M. Sakuda, Phys. Rev. **D69**, 014013 (2004), [hep-ph/0308130].
- [48] G. P. Zeller, hep-ex/0312061.
- [49] D. M. Manley and E. M. Saleski, Phys. Rev. **D45**, 4002 (1992).
- [50] E. A. Hawker, (2002), available online at <http://www.ps.uci.edu/nuint/proceedings/hawker.pdf>.
- [51] J. Nieves, E. Oset and C. Garcia-Recio, Nucl. Phys. **A554**, 509 (1993).
- [52] M. Effenberger, E. L. Bratkovskaya and U. Mosel, Phys. Rev. **C60**, 044614 (1999), [nucl-th/9903026].
- [53] T. E. O. Ericson and W. Weise, *Pions and Nuclei* (Clarendon Press, Oxford, 1988).
- [54] GiBUU website, <http://theorie.physik.uni-giessen.de/GiBUU>.
- [55] S. Teis, W. Cassing, M. Effenberger, A. Hombach, U. Mosel and G. Wolf, Z. Phys. **A356**, 421 (1997), [nucl-th/9609009].
- [56] A. Hombach, W. Cassing, S. Teis and U. Mosel, Eur. Phys. J. **A5**, 157 (1999), [nucl-th/9812050].
- [57] M. Wagner, A. B. Larionov and U. Mosel, Phys. Rev. **C71**, 034910 (2005), [nucl-th/0411010].
- [58] T. Weidmann, E. L. Bratkovskaya, W. Cassing and U. Mosel, Phys. Rev. **C59**, 919 (1999), [nucl-th/9711004].
- [59] J. Lehr, M. Effenberger and U. Mosel, Nucl. Phys. **A671**, 503 (2000), [nucl-th/9907091].
- [60] T. Falter, W. Cassing, K. Gallmeister and U. Mosel, Phys. Rev. **C70**, 054609 (2004), [nucl-th/0406023].
- [61] O. Buss, L. Alvarez-Ruso, P. Muehlich and U. Mosel, nucl-th/0603003.
- [62] O. Buss, L. Alvarez-Ruso, A. B. Larionov and U. Mosel, in preparation (2006).
- [63] J. Cugnon, J. Vandermeulen and D. L'Hote, Nucl. Instrum. Meth. **B111**, 215 (1996).
- [64] E. Oset and L. L. Salcedo, Nucl. Phys. **A468**, 631 (1987).
- [65] A. Engel, W. Cassing, U. Mosel, M. Schafer and G. Wolf, Nucl. Phys. **A572**, 657 (1994), [nucl-th/9307008].
- [66] T. Falter, J. Lehr, U. Mosel, P. Muehlich and M. Post, Prog. Part. Nucl. Phys. **53**, 25 (2004), [nucl-th/0312093].
- [67] L. Alvarez-Ruso, T. Falter, U. Mosel and P. Muehlich, Prog. Part. Nucl. Phys. **55**, 71 (2005), [nucl-th/0412084].
- [68] B. Krusche *et al.*, Eur. Phys. J. **A22**, 277 (2004), [nucl-ex/0406002].
- [69] S. L. Adler, S. Nussinov and E. A. Paschos, Phys. Rev. **D9**, 2125 (1974).