

# On the Strongly-Interacting Low-Viscosity Matter Created in Relativistic Nuclear Collisions

Laszlo P. Csernai<sup>1</sup>, Joseph. I. Kapusta<sup>2</sup>, Larry D. McLerran<sup>3</sup>

<sup>1</sup>*Section for Theoretical Physics, Department of Physics  
University of Bergen, Allegt. 55, 5007 Bergen, Norway*

<sup>2</sup>*School of Physics and Astronomy, University of Minnesota  
Minneapolis, Minnesota 55455, USA*

<sup>3</sup>*Nuclear Theory Group, Brookhaven National Laboratory  
Bldg. 510A, Upton, NY 11973*

## Abstract

Substantial collective flow is observed in collisions between large nuclei at RHIC (Relativistic Heavy Ion Collider) as evidenced by single-particle transverse momentum distributions and especially by azimuthal correlations among the produced particles. This leads to a paradox: Interactions among the quarks and gluons must be strong to achieve approximate local thermal equilibrium over short time scales, yet lattice calculations show a near-ideal gas equation of state. Moreover, viscosity must be large enough to prevent strong turbulent flow yet not so strong as to dissipate all collective motion into random thermal motion. We show that the transition from hadrons to quarks and gluons has behavior similar to helium, nitrogen, and water at and near their phase transitions in the dimensionless ratio of shear viscosity to entropy density. We suggest that experimental measurements can pinpoint the location of this transition or rapid crossover.

One of the amazing discoveries of experimental measurements on gold-gold collisions at RHIC (Relativistic Heavy Ion Collider) at Brookhaven National Laboratory is the surprising amount of collective flow exhibited by the outgoing hadrons. Collective flow is evidenced in both the single-particle transverse momentum distribution [1], commonly referred to as radial flow, and in the asymmetric azimuthal distribution around the beam axis [2], quantified by the functions  $v_1(y, p_T), v_2(y, p_T), \dots$  in the expansion

$$\frac{d^3N}{dydp_Td\phi} = \frac{1}{2\pi} \frac{d^2N}{dydp_T} [1 + 2v_1(y, p_T) \cos(\phi) + 2v_2(y, p_T) \cos(2\phi) + \dots] \quad (1)$$

where  $y$  is the rapidity and  $p_T$  is the transverse momentum. The function  $v_2(y=0, p_T)$ , in particular, was expected to be much smaller at RHIC than it is at the lower energies of the SPS (Super Proton Synchrotron) at CERN [3]. Various theoretical calculations [4] support the notion that collective flow is mostly generated early in the nucleus-nucleus collision, and is present at the partonic level before partons coalesce or fragment into hadrons. Theoretical calculations including only two-body interactions between partons cannot generate sufficient flow to explain the observations unless partonic cross sections are artificially enhanced by more than an order of magnitude over perturbative QCD predictions [5]. This has led to the idea that the quark-gluon matter created in these collisions is strongly interacting, unlike the type of weakly interacting quark-gluon plasma predicted by perturbation theory and asymptotic freedom [6]. On the other hand, lattice QCD calculations yield an equation of state that differs from an ideal gas only by about 10% once the temperature exceeds  $1.5T_c$ , where  $T_c \approx 175$  MeV is the critical or crossover temperature from quarks and gluons to hadrons [7]. Furthermore, perfect fluid dynamics reproduces the measurements of radial flow and  $v_2$  very well up to transverse momenta of order 1.5 GeV/c [8]. Hence the paradox: Experimental observations can be explained by perfect fluid dynamics with a near-ideal gas equation of state but at the same time theory predicts that the quark-gluon matter must be strongly interacting. In this paper we shall address this paradox and show how it can be used to infer  $T_c$ .

There are really two issues. First, what are the initial conditions for hydrodynamic flow? The system must be relatively close to local thermal

and chemical equilibrium before hydrodynamics can be applied. Current theoretical estimates suggest that this may take about 0.2 to 1.0 fm/c after initial impact [9]. Second, how viscous is the resulting flow? The relatively good agreement between perfect fluid calculations and experimental data for hadrons of low to medium transverse momentum suggests little viscosity. It is this second issue that we focus on here.

The energy-momentum tensor density for a perfect fluid (which does not imply that the matter is non-interacting) is  $T^{\mu\nu} = -Pg^{\mu\nu} + wu^\mu u^\nu$ . Here  $P$  is the local pressure,  $w = P + \epsilon = Ts$  is the local enthalpy density,  $\epsilon$  is the local energy density,  $s$  is the local entropy density,  $T$  is the temperature, and  $u^\mu$  is the local flow velocity. Corrections to this expression are proportional to first derivatives of the local quantities whose coefficients are the shear viscosity  $\eta$  and bulk viscosity  $\zeta$ . (Thermal conductivity is neither relevant nor defined when the net electric charge and baryon number are zero.) Explicit expressions may be found in textbooks [10]. Perfect fluid dynamics applies when the viscosities are small, or when the gradients are small, or both. The dispersion relations for the transverse and longitudinal (pressure) parts of the momentum density are

$$\begin{aligned}\omega + iD_t k^2 &= 0 \\ \omega^2 - v^2 k^2 + iD_l \omega k^2 &= 0\end{aligned}\tag{2}$$

where  $D_t = \eta/w$  and  $D_l = (\frac{4}{3}\eta + \zeta)/w$  are diffusion constants with the dimension of length and  $v$  is the speed of sound. Since  $w = Ts$ , and since usually the bulk viscosity is small compared to the shear viscosity, the dimensionless ratio of (shear) viscosity to entropy (disorder)  $\eta/s$  is a good way to characterize the intrinsic ability of a substance to relax towards equilibrium independent of the actual physical conditions (gradients of pressure, energy density, etc.). It is also a good way to compare very different substances.

Kovtun, Son and Starinets have shown that certain special field theories, special in the sense that they are dual to black branes in higher space-time dimensions, have the ratio  $\eta/s = 1/4\pi$  (in units with  $\hbar = k_B = c = 1$ ) [11]. Interesting enough, this bound is obeyed by  $\mathcal{N} = 4$  supersymmetric  $SU(N_c)$  Yang-Mills theory in the large  $N_c$  limit [12]. They conjectured that all substances obeyed this bound, and gave as examples helium, nitrogen, and water at pressures of 0.1 MPa, 10 MPa, and 100 MPa, respectively.

In figures 1 through 3 we plot the ratio  $\eta/s$  versus temperature at three fixed pressures, one of them being the critical pressure and the other ones

being larger and smaller, for helium, nitrogen and water. The ratio was constructed with data obtained from the National Institute of Standards and Technology (NIST) [13]. The important observation (which was missed by [11]) is that  $\eta/s$  has a minimum at the critical point where there is a cusp. At pressures below the critical pressure there is a discontinuity in  $\eta/s$ , and at pressures above it there is a broad smooth minimum. The simplest way to understand the general behavior was presented by Enskog, as explained in [14]. Shear viscosity represents the ability to transport momentum. In classical transport theory of gases  $\eta/s \sim T l_{\text{free}} \bar{v}$ , where  $l_{\text{free}}$  is the mean free path and  $\bar{v}$  is the mean speed. For a dilute gas the mean free path is large,  $l_{\text{free}} \sim 1/n\sigma$ , with  $n$  the particle number density and  $\sigma$  the cross section. Hence it is easy for a particle to carry momentum over great distances, leading to a large viscosity. (This is the usual paradox, that a nearly ideal classical gas has a divergent viscosity.) A liquid is homogeneous on a mesoscopic scale, but on a microscopic scale it is a mixture of clusters and voids. Momentum transport can be accomplished by intercluster or intraccluster motion. As the temperature is reduced at fixed pressure in a liquid, the density of voids increases, thereby increasing the viscosity. The viscosity, normalized to the entropy, is observed to be the smallest at the critical temperature, corresponding to the most difficult condition to transport momentum. This is an empirical observation. The mean free path must lie somewhere between the dilute gas limit,  $1/n\sigma$ , and the close-packing limit,  $1/n^{1/3}$ . For a massless gas of  $N$  bosonic degrees of freedom, with entropy density  $s = N(4\pi^2/90)T^3$ , the close-packed limit gives  $\eta/s \approx 2/N^{1/3}$ .

How does this relate to hadrons and quark-gluon plasma? In the low energy chiral limit for pions the cross section is proportional to  $\hat{s}/f_\pi^4$ , where  $\hat{s}$  is the usual Mandelstam variable for invariant mass-squared and  $f_\pi$  is the pion decay constant. The thermally averaged cross section is  $\langle\sigma\rangle \propto T^2/f_\pi^4$ , which leads to  $\eta/s \propto (f_\pi/T)^4$ . Explicit calculation gives [15]

$$\frac{\eta}{s} = \frac{15}{16\pi} \frac{f_\pi^4}{T^4} \quad (3)$$

Thus the ratio  $\eta/s$  diverges as  $T \rightarrow 0$ . At the other extreme lies quark-gluon plasma. The parton cross section behaves as  $\sigma \propto g^4/\hat{s}$ . A first estimate yields  $\eta/s \propto 1/g^4$ . Asymptotic freedom at one loop order gives  $g^2 \propto 1/\ln(T/\Lambda_T)$  where  $\Lambda_T$  is proportional to the scale parameter  $\Lambda_{\text{QCD}}$  of QCD. Therefore  $\eta/s$  is an increasing function of  $T$  in the quark-gluon phase. As a consequence,  $\eta/s$

must have a minimum. Based on atomic and molecular data, this minimum should lie at the critical temperature if there is one, otherwise at or near the rapid crossover temperature.

The most accurate and detailed calculation of the viscosity in the low temperature hadron phase was performed in [15]. The two-body interactions used went beyond the chiral approximation, and included intermediate resonances such as the  $\rho$ -meson. The results are displayed in figure 4, both two flavors (no kaons) and three flavors (with kaons). The qualitative behavior is the same as in eq. (3). The most accurate and detailed calculation of the viscosity in the high temperature quark-gluon phase was performed in [16]. They used perturbative QCD to calculate the full leading-order expression, including summation of the Coulomb logarithms. For three flavors of massless quarks the result is

$$\frac{\eta}{s} = \frac{5.12}{g^4 \ln(2.42/g)} \quad (4)$$

We used this together with the two-loop renormalization group expression for the running coupling

$$\frac{1}{g^2(T)} = \frac{9}{8\pi^2} \ln\left(\frac{T}{\Lambda_T}\right) + \frac{4}{9\pi^2} \ln\left(2 \ln\left(\frac{T}{\Lambda_T}\right)\right) \quad (5)$$

with  $\Lambda_T = 30$  MeV, which approximately corresponds to using an energy scale of  $2\pi T$  and  $\Lambda_{\overline{MS}} = 200$  MeV. The result is also plotted in figure 4. These results imply a minimum in the neighborhood of the expected value of  $T_c \approx 190$  MeV. Whether there is a discontinuity or a smooth crossover cannot be decided since both calculations are unreliable near  $T_c$ .

It is interesting to ask what happens in the large  $N_c$  limit with  $g^2 N_c$  held fixed [17]. In this limit, meson masses do not change very much but baryon masses scale proportional to  $N_c$ ; therefore, baryons may be neglected in comparison to mesons due to the Boltzmann factor. Since the meson spectrum is essentially unchanged with increasing  $N_c$ , so is the Hagedorn temperature. The critical temperature to go from hadrons to quarks and gluons is very close to the Hagedorn temperature, so that  $T_c$  is not expected to change very much either. In the large  $N_c$  limit the meson-meson cross section scales as  $1/N_c^2$ . According to our earlier discussion on the classical theory of gases, this implies that the ratio  $\eta/s$  in the hadronic phase scales

as  $N_c^2$ . This general result is obeyed by (3) since it is known that  $f_\pi^2$  scales as  $N_c$ . The large  $N_c$  limit of the viscosity in the quark and gluon phase may be inferred from the calculations of [16] to be

$$\left(\frac{\eta}{s}\right)_{\text{QGP}} = \left(\frac{1 + 3.974r}{1 + 1.75r}\right) \frac{69.2}{(g^2 N_c)^2 \ln(26/(g^2 N_c(1 + 0.5r)))} \quad (6)$$

where  $r = N_f/N_c$ . Thus the ratio  $\eta/s$  has a finite large  $N_c$  limit in the quark and gluon phase. Therefore, we conclude that  $\eta/s$  has a discontinuity proportional to  $N_c^2$  if  $N_c \rightarrow \infty$ . This jump is in the opposite direction to that in figure 4.

So far the only quantitative results for viscosity in lattice gauge theory have been reported by Nakamura and Sakai [18] for pure SU(3) without quarks. This bold effort obtained  $\eta/s \approx 1/2$  in the temperature range  $1.6 < T/T_c < 2.2$ , albeit with uncertainties of order 100%. Gelman, Shuryak and Zahed [19] have modeled the dynamics of long wavelength modes of QCD at temperatures from  $T_c$  to  $1.5T_c$  as a classical, nonrelativistic gas of massive quasi-particles with color charges. They obtained a ratio of  $\eta/s \approx 0.34$  in this temperature range.

It ought be possible to extract numerical values of the viscosity in heavy ion collisions via scaling violations to perfect fluid flow predictions. One should perform a systematic beam energy and projectile/target mass scan from SPS energies to the top RHIC energy, and then on to the LHC. Flow data, in the form of the functions  $v_1, v_2, \dots$ , should be obtained and compared with the results of calculations based on relativistic viscous fluid dynamics. This program is analogous to what was accomplished at lower energies of 30 to 1000 MeV per nucleon beam energies in the lab frame. At those energies, it was possible to infer the compressibility of nuclear matter and the momentum-dependence of the nuclear optical potential via the transverse momentum distribution relative to the reaction plane [20] and via the balance between attractive and repulsive scattering [21]. There is much to be learned about QCD at high energy densities.

This work was supported by the US Department of Energy under grants DE-FG02-87ER40328 (J. Kapusta) and DE-AC02-98CH10886 (L. McLerran).

## References

- [1] J. Adams, *et al.* (STAR Collaboration), Phys. Rev. Lett. **92**, 112301 (2004); K. Adcox, *et al.* (PHENIX Collaboration), Phys. Rev. C **69**, 024904 (2004); I. Arsene, *et al.* (BRAHMS Collaboration), Phys. Rev. C **72**, 014908 (2005).
- [2] S. S. Adler, *et al.* (PHENIX Collaboration), Phys. Rev. Lett. **91**, 182301 (2003); J. Adams, *et al.* (STAR Collaboration), Phys. Rev. C **72**, 014904 (2005); B. B. Back, *et al.* (PHOBOS Collaboration), Phys. Rev. C **72**, 051901(R) (2005).
- [3] H. Appelshäuser, *et al.* (NA49 Collaboration), Phys. Rev. Lett. **80**, 4136 (1998); C. Alt, *et al.* (NA49 Collaboration), Phys. Rev. C **68**, 034903 (2003); M. M. Aggarwal, *et al.* (WA98 Collaboration), Nucl. Phys. **A762**, 129 (2005).
- [4] D. Molnár and S. A. Voloshin, Phys. Rev. Lett. **91**, 092301 (2003); V. Greco, C.-M. Ko and P. Lévai, Phys. Rev. C **68**, 034904 (2003); R. J. Fries, B. Müller, C. Nonaka and S. A. Bass, Phys. Rev. C **68**, 044902 (2003).
- [5] D. Molnár and M. Gyulassy, Nucl. Phys. **A697**, 495 (2002), *erratum-ibid* **A703**, 893 (2002).
- [6] J. C. Collins and M. J. Perry, Phys. Rev. Lett. **34**, 1353 (1975); E. V. Shuryak, Yad. Fiz. **28**, 796 (1978) [Sov. J. Nucl. Phys. **28**, 408 (1978)]; J. I. Kapusta, Nucl. Phys. B **148**, 461 (1979).
- [7] F. Karsch, E. Laermann and A. Peikert, Phys. Lett. **B478**, 447 (2000).
- [8] P. Huovinen, P. F. Kolb, U. W. Heinz, P. V. Ruuskanen, and S. A. Voloshin, Phys. Lett. **B503**, 58 (2001); P. Huovinen, in *Quark-Gluon Plasma 3*, eds. R. C. Hwa and X.-N. Wang, World Scientific, Singapore (2004).
- [9] F. Gelis, K. Kajantie, and T. Lappi, Phys. Rev. Lett. **96**, 032304 (2006); S. Mrowczynski, Acta Phys. Polon. **B37**, 427 (2006).
- [10] S. Weinberg, *Gravitation and Cosmology*, Wiley, New York (1972); L. D. Landau and E. M. Lifshitz, *Fluid Mechanics*, Pergamon Press, Oxford (1987).

- [11] P. K. Kovtun, D. T. Son and A. O. Starinets, Phys. Rev. Lett. **94**, 111601 (2005).
- [12] A. Buchel, J. T. Liu, and A. O. Starinets, Nucl. Phys. **B707**, 56 (2005).
- [13] National Institute of Standards and Technology (NIST) Standard Reference Database No. 69, June 2005, NIST Chemistry WebBook: <http://webbook.nist.gov/chemistry/>. See, in particular, *Thermophysical Properties of Fluid Systems: High accuracy data for a select group of fluids*.
- [14] S. Chapman and T. G. Cowling, *The Mathematical Theory of Non-Uniform Gases*, 3rd ed., Cambridge University Press, Cambridge, England (1970).
- [15] M. Prakash, M. Prakash, R. Venugopalan and G. Welke, Phys. Rep. **227**, 321 (1993).
- [16] P. Arnold, G. D. Moore and L. G. Yaffe, JHEP **05**, 051 (2003).
- [17] G. 't Hooft, Nucl. Phys. **B72**, 461 (1974); *ibid.* **B75**, 461 (1975); E. Witten, Nucl. Phys. **B160**, 57 (1979); R. K. Bhaduri, *Models of the Nucleon*, Addison-Wesley (1988), pp. 203-215.
- [18] A. Nakamura and S. Sakai, Phys. Rev. Lett. **94**, 72305 (2005).
- [19] B. A. Gelman, E. V. Shuryak, and I. Zahed, preprint nucl-th/0601029.
- [20] C. Gale, G. M. Welke, M. Prakash, S. J. Lee, and S. Das Gupta, Phys. Rev. C **41**, 1545 (1990).
- [21] D. Krofcheck, *et al.*, Phys. Rev. C **43**, 350 (1991).



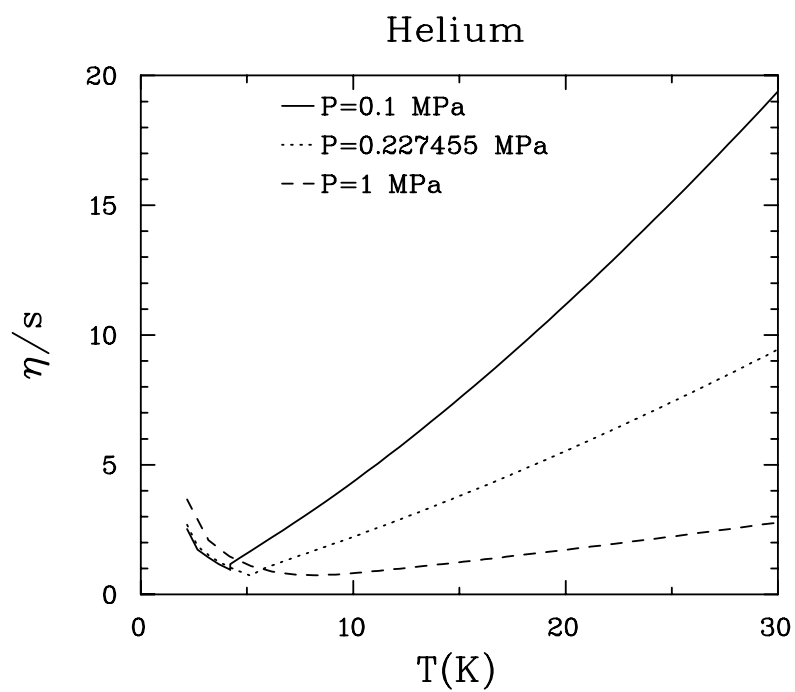


Figure 1: The ratio  $\eta/s$  for helium. The curves correspond to fixed pressures, one of them being the critical pressure. They were constructed using data from NIST.

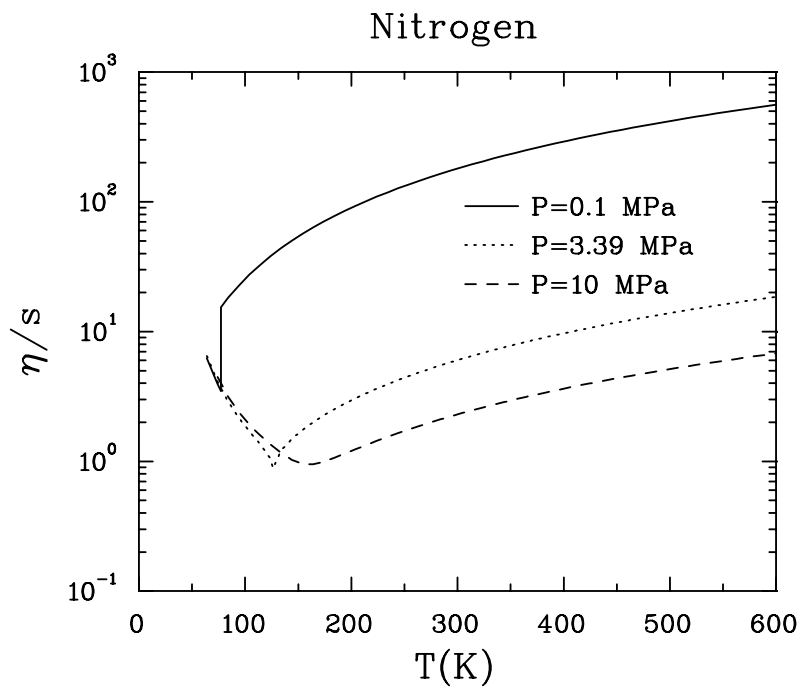


Figure 2: The ratio  $\eta/s$  for nitrogen. The curves correspond to fixed pressures, one of them being the critical pressure. They were constructed using data from NIST. The curves are plotted on logarithmic scale to make the behavior around the critical point more visible.

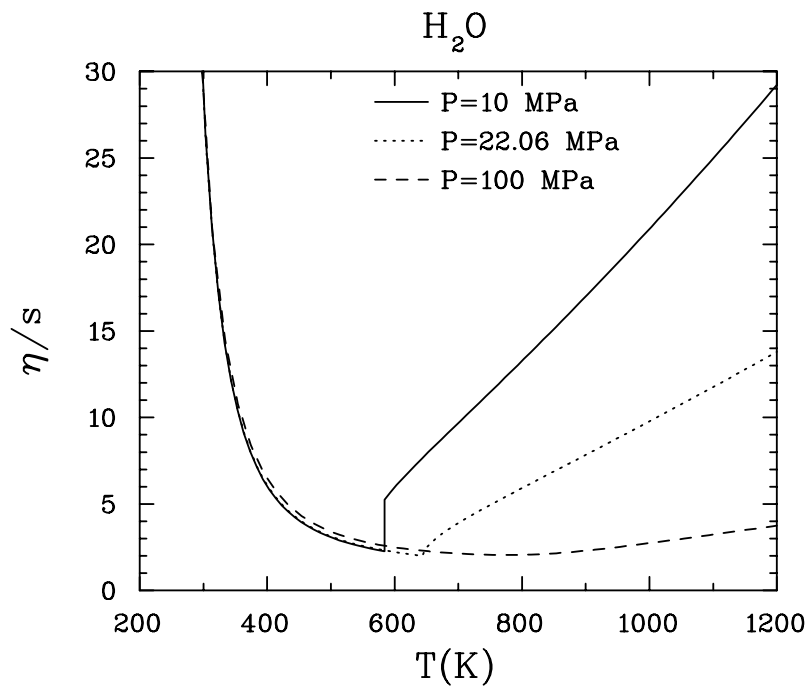


Figure 3: The ratio  $\eta/s$  for water. The curves correspond to fixed pressures, one of them being the critical pressure. They were constructed using data from NIST.

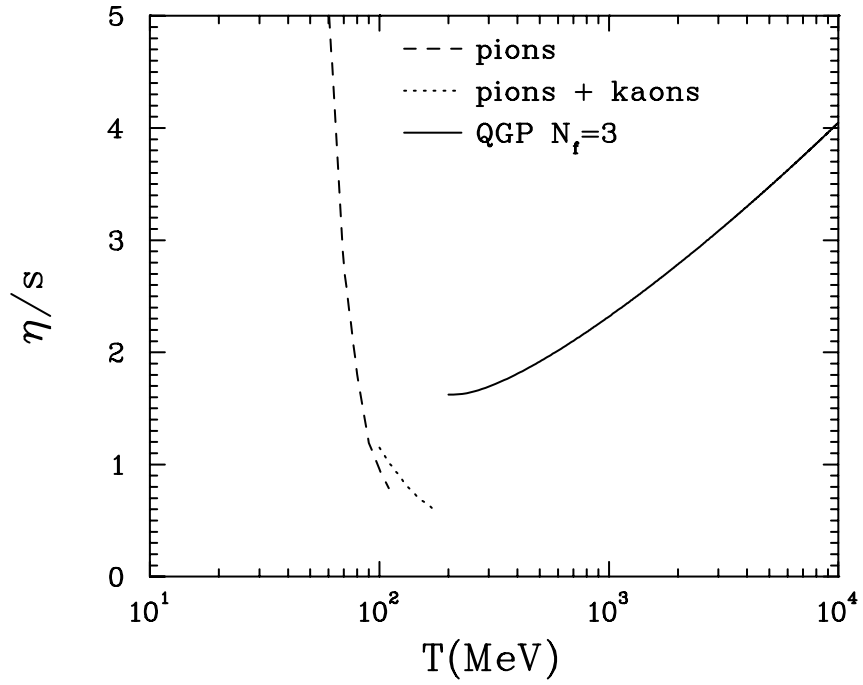


Figure 4: The ratio  $\eta/s$  for the low temperature hadronic phase and for the high temperature quark-gluon phase. Neither calculation is very reliable in the vicinity of the critical or rapid crossover temperature.