

Evidence for the Strong Dominance of Proton-Neutron Correlations in Nuclei

E. Piasetzky,¹ M. Sargsian,² L. Frankfurt,¹ M. Strikman,³ and J. W. Watson⁴

¹*School of Physics and Astronomy, Sackler Faculty of Exact Science, Tel Aviv University, Tel Aviv 69978, Israel*

²*Department of Physics, Florida International University, Miami, FL 33199, U.S.A*

³*Department of Physics, The Pennsylvania State University, University Park, PA, U.S.A*

⁴*Department of Physics, Kent State University, Kent, OH 44242, U.S.A*

(Dated: February 9, 2020)

Abstract: We analyze recent data from high-momentum-transfer ($p, 2p$) and ($p, 2pn$) reactions on the ^{12}C nucleus. For this, the two-nucleon short-range correlation (2N-SRC) model for backward nucleon emission is extended to include the motion of the pair in the mean field. The model is found to describe major characteristics of the data. Our analysis demonstrates that the removal of a proton from the nucleus with initial momentum $275 - 550$ MeV/c is $92^{+8}_{-18}\%$ of the time accompanied by the emission of a correlated neutron that carries momentum roughly equal and opposite to the initial proton momentum. Within the 2N-SRC dominance assumption the data indicate that the probabilities of pp or nn SRCs in the nucleus are at least a factor of six smaller than that of pn SRCs. Our result is the first estimate of the isospin structure of 2N-SRCs in nuclei, and may have important implication in modeling of the equation of state of asymmetric nuclear matter.

PACS numbers: 21.60.-n, 24.10.-i, 25.40.Ep

Studies of short-range nucleon correlations (SRCs) in nuclei are important for understanding the short-distance and large-momentum properties of nuclear ground state wave functions. The distances between the nucleons in two-nucleon (2N) SRCs are expected to be comparable to that in neutron stars corresponding to 4-10 times the standard density of nuclei [1].

SRCs in nuclei have been actively investigated for over three decades. A large probability for 2N-SRCs was predicted for finite nuclei as well as for infinite nuclear matter (for a recent review see Pandharipande et al.[2]). However, experimental studies of the microscopic structure of SRCs were largely restricted due to low- to moderate- momentum-transfer kinematics in which it is difficult to resolve SRCs.

Recently, several experiments [3, 4, 5, 8, 9] made noticeable progress in understanding dynamical aspects of SRCs. For $Q^2 > 1$ GeV², Refs.[4, 5] report the observation of Bjorken x_B scaling for ratios of inclusive (e, e') cross sections on nuclei of mass A to the ^3He nucleus when $x_B \geq 1.4$. This confirms the earlier observation of scaling for nucleus-to-deuteron cross section ratios[6, 7], and indicates directly that the electrons probe high-momentum bound nucleons coming from local sources in nuclei (i.e. SRCs) with properties generally independent of the non-correlated residual nucleus. These data also allowed the extraction of the overall probabilities of 2N-SRCs.

Based on the 2N-SRC picture, which is expected to dominate the internal momentum range of $\sim 250 - 600$ MeV/c, one predicts a strong directional (back-to-back) correlation between the struck nucleon and its spectator in the 2N-SRC. The experiments of Ref.[3, 8, 9] measured triple-coincidence events in $^3\text{He}(e, e'pp)X$ and $^{12}\text{C}(p, ppn)X$ reactions, and clearly demonstrated the existence of such directional correlations. These measurements also observed a noticeable momentum distribution

of the center of mass (CM) of the 2N-SRCs.

In this work we extend the 2N-SRC model used in the analyses of the $A(p, 2p)X$ data[19], to incorporate the effects of the CM motion of SRCs. This allows us to make an estimate of the probability for fast neutron emission following the removal of a fast proton from the nucleus. We evaluate the upper limit of the relative probabilities of pp and nn vs pn SRCs in ^{12}C . This result gives new insight on the high-momentum component of the nuclear wave function, as well as its isospin content. The latter is important for understanding the structure of asymmetric nuclear matter made of either protons or neutrons.

The measurements [8, 9] were performed with the EVA spectrometer at the AGS accelerator at Brookhaven National Laboratory [10, 11]. In that experiment, neutrons were detected in coincidence with the quasi-elastic knockout of protons from ^{12}C . The large momentum transfers $-t \geq 6$ GeV² in these processes greatly improve the resolving power of the probe and validate the instantaneous approximation for description of the removal of fast bound proton in the $pp \rightarrow pp$ subprocess. For each quasi-elastic ($p, 2p$) event, the momentum of the struck proton p_2 before the reaction was reconstructed and compared (event by event) with the measured coincident neutron momentum p_n .

Due to the $\sim s^{-10}$ dependence of the underlying hard $pp \rightarrow pp$ cross section, the ($p, 2p$) scattering takes place preferentially off a bound proton with large initial momentum in the direction of the beam (minimizing s)[12], and hence should lead to a significant rate of emission of backward correlated nucleons due to the scattering off 2N-SRCs. Data confirming these characteristics of $A(p, 2pn)X$ reactions are shown in Fig. 1 for Carbon. The data show no directional correlation for neutrons with momentum below the Fermi sea level ($k_F = 220$ MeV/c). Above k_F a strong back-to-back directional correlation between \vec{p}_2 and \vec{p}_n is evident.

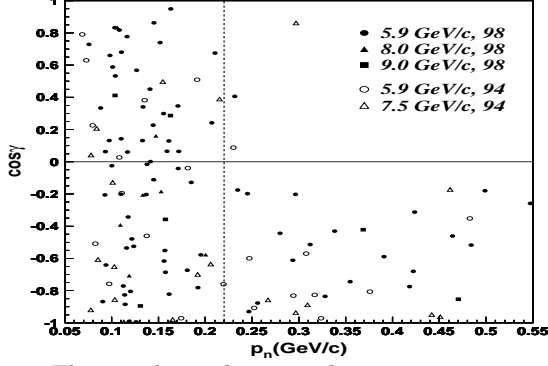


FIG. 1: The correlation between the neutron momentum p_n and its direction γ relative to the momentum of the struck proton. Data labeled by 94 and 98 are from Ref.[8] and [9] respectively. The momenta are the beam momenta. The dotted vertical line corresponds to $k_F = 220$ MeV/c.

In Ref.[9] the ratio:

$$F = \frac{\text{Number of } (p, 2pn) \text{ events } (p_2, p_n > k_F)}{\text{Number of } (p, 2p) \text{ events } (p_2 > k_F)} \quad (1)$$

was extracted, the large value of which leads to the conclusion that 2N-SRC in the $\sim 250 - 600$ MeV/c region must be the major source of nucleons in nuclei. Within the 2N-SRC model, the numerator of F is due to scattering off the pn -SRC while the denominator is due to scattering off the same pn -SRC, as well as additional nuclear configurations containing high momentum initial protons (one such configuration is a pp -SRC).

The present theoretical description of the $A(p, ppn)X$ reaction, in which the hard $pp \rightarrow pp$ subprocess is accompanied by the emission of a neutron within recoil kinematics, is based on the light-cone distorted-wave impulse approximation (LC-DWIA). This is an appropriate approximation for high-momentum-transfer reactions aimed at the studies of the ground state properties of nuclei since in this case the light-cone momentum fraction α of the nuclear constituents is approximately conserved without much distortion due to soft initial and final state interactions (FSI) in the reaction [13, 14].

Within the LC-DWIA, the cross section for the $A(p, 2pn)X$ reaction is expressed as a convolution of the elastic pp scattering cross section off the bound proton, $d\sigma/dt$, and the nuclear decay function, D , as follows:

$$\sigma^{p, 2pn} = \sum_Z K \frac{d\sigma^{pp}}{dt}(s, t) \frac{2D(\alpha, \vec{p}_t, \alpha_n, \vec{p}_{tn}, P_{R+})}{\alpha} T_{ppn}, \quad (2)$$

where $\sigma^{p, 2pn} \equiv d^9\sigma / \frac{d^3p_3}{E_3} \frac{d^3p_4}{E_4} \frac{d\alpha_n}{\alpha} d^2p_{tn}$ and $K = \frac{2}{\pi} \sqrt{s^2 - 4m^2s}$. Here p_1, p_3 and p_4 are incoming, scattered and knocked-out proton four-momenta and $p_2 = p_3 + p_4 - p_1$. Also, $s = (p_3 + p_4)^2$ and $t = (p_1 - p_3)^2$. The function D (the modeling of which is described below) represents the joint probability of finding a proton in the nucleus with $\alpha = A \frac{p_2 - p_A}{p_A}$ and \vec{p}_t , and a recoil neutron in the residual $A - 1$ nucleus with momenta α_n and \vec{p}_{tn} .

P_{R+} is the light cone “plus” component of the $A-1$ residual nuclear state. T_{ppn} is the nuclear transparency for the yield of two fast protons and a slow neutron. We compared the predictions of Eq.(2) with the data[8, 9]; our calculations correctly reproduce the angular correlation of Fig. 1 as well as average values of $\langle \alpha_n \rangle$ and $\langle \cos(\gamma) \rangle$.

Within the LC-DWIA the hard $A(p, 2p)X$ reaction can be expressed through the spectral function, S , as follows[19]:

$$\sigma^{p, 2p} = \sum_Z K \frac{d\sigma^{pp}}{dt}(s, t) \frac{2S^p(\alpha, \vec{p}_t, P_{R+})}{\alpha} T_{pp} \quad (3)$$

where $\sigma^{p, 2p} \equiv d^6\sigma / \frac{d^3p_3}{E_3} \frac{d^3p_4}{E_4}$, and T_{pp} represents the nuclear transparency for the yield of two fast protons from the nucleus. The S and D functions are related as follows:

$$S^p(\alpha, \vec{p}_t, P_{R+}) = \sum_s \int D(\alpha, \vec{p}_t, \alpha_s, \vec{p}_{ts}, P_{R+}) \frac{d\alpha_s}{\alpha_s} d^2p_{ts} \quad (4)$$

where the summing is over the possible types of the recoil nucleon: s . The S function is normalized as $\int S(\alpha, \vec{p}_t, P_{R+}) \frac{d\alpha}{\alpha} d^2p_t dP_{R+} = 1$. At small internal momenta, both S and D reduce smoothly to their nonrelativistic counterparts. Reasonable agreement is observed[19] in an extensive comparison of calculations based on Eq.(3) with measured α and p_t spectra[8].

Using Eq.(2) and (3) the ratio F defined in Eq.(1) can be written as

$$F = \frac{\int_{\alpha^{min}}^{\alpha^{max}} \int_{p_t^{min}}^{p_t^{max}} \int_{\alpha_n^{min}}^{\alpha_n^{max}} \int_{p_{tn}^{min}}^{p_{tn}^{max}} \sigma^{p, 2pn} \frac{d\alpha}{\alpha} d^2p_t \frac{d\alpha_n}{\alpha_n} d^2p_{tn} dP_{R+}}{\int_{\alpha^{min}}^{\alpha^{max}} \int_{p_t^{min}}^{p_t^{max}} \sigma^{p, 2p} \frac{d\alpha}{\alpha} d^2p_t dP_{R+}} \quad (5)$$

where the limits for α and p_t integration are defined by the experimental conditions. The kinematics of the experiment[8, 9] lead to the integration by P_{R+} that covers all the range relevant to quasielastic scattering.

FSI: The kinematics of the reaction were chosen such that two energetic > 3 GeV/c protons were produced in the projectile fragmentation region while the neutron was detected in the range of ≤ 550 MeV/c in the target fragmentation region. Such kinematics validate the approximation in which the transparency T_{ppn} decouples to $T_{pp} \cdot T_n$ where T_n is the attenuation of the slow neutron. This factorization allows us to cancel the T_{pp} in Eq.(1) since it enters in both the $(p, 2p)$ and $(p, 2pn)$ reactions.

SP: The spectral function S^p according to Eq.(4) can be represented as follows:

$$\begin{aligned} S^p(\alpha, \vec{p}_t, P_{R+}) &= \int D_{pn} \frac{d\alpha_n}{\alpha_n} d^2p_{tn} + S_{px}(\alpha, \vec{p}_t, P_{R+}) \\ &= [1 + \frac{S_{px}(\alpha, \vec{p}_t, P_{R+})}{S_{pn}(\alpha, \vec{p}_t, P_{R+})}] S_{pn}(\alpha, \vec{p}_t, P_{R+}) \end{aligned} \quad (6)$$

where S_{pn} and S_{px} describe the removal of protons from pn -SRCs and “ pX ” nuclear configurations not containing pn -SRCs, respectively.

From Eq.(6) and Eq.(5) one obtains for the ratio F

$$F = \frac{T_n R}{1 + \langle S_{px}/S_{pn} \rangle} \quad (7)$$

where

$$R = \frac{\int_{\alpha^{min}}^{\alpha^{max}} \int_{p_t^{min}}^{p_t^{max}} \int_{\alpha_n^{min}}^{\alpha_n^{max}} \int_{p_{tn}^{min}}^{p_{tn}^{max}} D_{pn} \frac{d\alpha}{\alpha} d^2 p_t \frac{d\alpha_n}{\alpha_n} d^2 p_{tn} dP_{R+}}{\int_{\alpha^{min}}^{\alpha^{max}} \int_{p_t^{min}}^{p_t^{max}} S^p \frac{d\alpha}{\alpha} d^2 p_t dP_{R+}} \quad (8)$$

and $\langle \frac{S_{px}}{S_{pn}} \rangle$ is the ratio of the probability for removal of the proton from the “ pX ” configuration to that for pn -SRC averaged over the measured range of \vec{p}_2 , \vec{p}_n and P_{R+} .

From Eq.(7) one can estimate $\langle \frac{S_{px}}{S_{pn}} \rangle$ using the relation:

$$\langle \frac{S_{px}}{S_{pn}} \rangle = \left(\frac{T_n R}{F} - 1 \right). \quad (9)$$

The function R can be estimated in the 2N-SRC model in which the decay function, D_{pn} is a convolution of two density matrices representing the relative (ρ_{SRC}^{pn}) and CM (ρ_{CM}^{pn}) momentum distributions of the pn -SRC:

$$D_{pn} = \rho_{SRC}^{pn}(\alpha_{rel}, \vec{p}_{t,rel}) \cdot \rho_{CM}^{pn}(\alpha_{cm}, \vec{p}_{t,cm}) \frac{\alpha_n}{\alpha_{cm}} \times \delta \left(P_{R+} - \frac{m^2 + p_{t,n}^2}{m\alpha_n} - \frac{M_{A-2}^2 + p_{t,cm}^2}{m(A - \alpha_{cm})} \right). \quad (10)$$

where $\alpha_{rel} = \frac{\alpha - \alpha_n}{\alpha_{cm}}$, $p_{t,rel} = p_t - \frac{\alpha}{\alpha_{cm}} p_{tn}$, $\alpha_{cm} = \alpha + \alpha_n$, and $p_{t,cm} = p_t + p_{tn}$. Within the SRC model of Ref.[6] one relates ρ_{SRC}^{pn} to the light-cone density matrix of the deuteron as:

$$\rho_{SRC}(\alpha, p_t) = a_{pn}(A) \frac{\Psi_D^2(k)}{2 - \alpha} \sqrt{m^2 + k^2} \quad (11)$$

where $\Psi_D(k)$ is the 2D wave function, $k = \sqrt{\frac{m^2 + p_t^2}{\alpha(2 - \alpha)}} - m^2$ ($0 < \alpha < 2$), and $a_{pn}(A)$ is the probability (relative to the deuteron) of having a pn SRC pair in nucleus A .

The CM motion of the SRC relative to the (A-2) spectator system is described by a Gaussian ansatz similar to Ref.[20] with σ being a parameter. This distribution can be expressed through the light-cone momentum of the CM of the SRC as follows:

$$\rho_{CM}(\alpha, p_t) = 2m \left(\frac{1}{2\pi\sigma^2} \right)^{\frac{3}{2}} e^{-\frac{m^2(2-\alpha)^2 + p_t^2}{2\sigma^2}}. \quad (12)$$

It is normalized as $\int \rho_{CM}(\alpha, p_t) \frac{d\alpha}{\alpha} d^2 p_t = 1$.

The factorization of Eq.(10) is specific to the 2N-SRC model, in which it is assumed that the singular character of the NN potential at short distances defines the main structure of the nucleon momentum distribution, and that it is weakly affected by the interaction of the

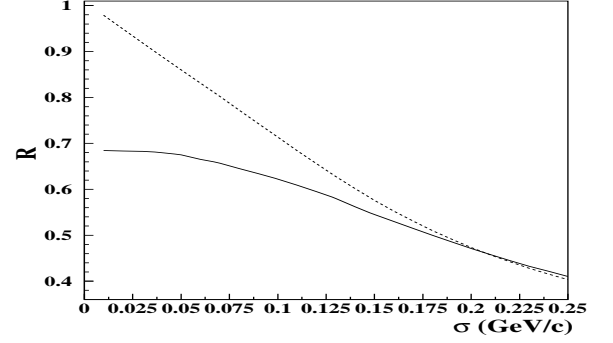


FIG. 2: R as a function of σ . The dashed line is for symmetric kinematical cuts, the solid line is for the cuts of EVA experiment.

2N-SRC with the A-2 nuclear system This approach gives a reasonable description of spectral function of ${}^3\text{He}$ [15] as well as medium nuclei[20]. Eq.(10) describes[8] reasonably well the angular correlation in $A(p, 2pn)X$ data.

Figure 2 shows R as a function of σ , calculated within the above approach, as a dashed line. Here we used the same $0.6 < \alpha < 1.1$ and $k_F < p_t < 0.55$ GeV/c cuts in both $(p, 2p)$ and $(p, 2pn)$ reactions. It can be seen from Fig.2 that R approaches unity at $\sigma \rightarrow 0$ which is consistent with the prediction of the SRC model with CM at rest. Figure 2 shows a large sensitivity of R to the width of the CM momentum distribution.

To extract $\langle \frac{S_{px}}{S_{pn}} \rangle$ from the data of Ref.[8, 9] one needs the estimates of R , T_n , and F , for the kinematic cuts of the experiment, which are:

$$\begin{aligned} \text{struck proton:} & \quad 0.6 < \alpha < 1.1; \quad p_2 > p^{min} \\ \text{recoil neutron:} & \quad 0.9 < \alpha_n < 1.4; \quad p^{min} < p_n < 0.55 \\ & \quad 72^0 < \theta_n < 132^0. \end{aligned} \quad (13)$$

Here we follow Ref.[5] and set $p^{min} = 0.275$ GeV/c to suppress mean field contribution to $\leq 1\%$

R: The solid curve in Fig.2 represents R calculated for the experimental cuts of Eq.(13). It is different from unity even for $\sigma \rightarrow 0$ due to the different integration ranges for p_2 and p_n ; Eq.(13) places no restriction on $p_{2\perp} \equiv p_t$, while $p_{nt} \geq 204$ MeV/c.

T_n: For this analysis we used $T_n = 0.85$ obtained from a simulation based on Eq.(2) using the experimental limits as defined in Eq.(13). T_n includes also Pauli Blocking effects according to Ref.[18]. We also include a small correction due to neutrons from the rescattering of the fast incoming and outgoing protons calculated in the eikonal approximation[16, 17].

F: The F is taken from the experiment[9], where it is quoted as $F = 0.49 \pm 0.13$ for $p^{min} = 0.22$ GeV/c. For $p^{min} = 0.275$ GeV/c our analysis of the same data gives:

$$F = 0.43_{-0.07}^{+0.11}. \quad (14)$$

The uncertainty is dominated by the low statistics. Since the lower limit on the extracted $P_{pn/X}$ is sensitive to the lower limit on F (see Fig. 3) we choose the best one standard deviation low limit allowed by the data.

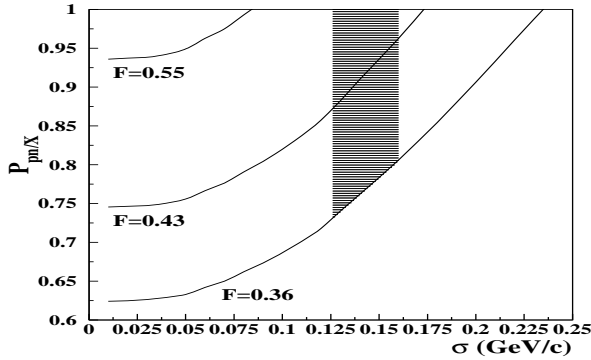


FIG. 3: $P_{pn/X}$ as a function of σ . The shaded area corresponds to the $P_{pn/X}$ values at $\sigma_{exp} = 143 \pm 17$ MeV/c.

$\langle \frac{S_{pX}}{S_{pn}} \rangle$: Using the above evaluated values of R , T_n , and F , we estimate $\langle \frac{S_{pX}}{S_{pn}} \rangle$ from Eq.(9), which allows us to obtain the relative probability of removing a proton from pn correlations as: $P_{pn/X} = (1 + \langle \frac{S_{pX}}{S_{pn}} \rangle)^{-1}$. Figure 3 shows the σ dependence of $P_{pn/X}$ for $F = 0.36$, 0.43 and 0.55 , respectively. Since the probability is bounded from above (≤ 1), there is an interesting correlation between σ and $P_{pn/X}$, which allows us to put a constraint on σ . For example for the central value of $F = 0.43$ σ can not exceed 174 MeV/c.

To evaluate $P_{pn/X}$ we use the magnitude of $\sigma^{exp} = 143 \pm 17$ MeV/c extracted from the same data set used to obtain F [9]. Note that this value is in excellent agreement with the theoretical expectation of 139 MeV/c of Ref.[20]. Note that σ^{exp} dictates the range of possible values for $P_{pn/X}$. From the central (0.43) and minimal (0.36) values of F we obtain:

$$P_{pn/X} = 0.92^{+0.08}_{-0.18}. \quad (15)$$

This result indicates that at least 74% of the time the removal of a fast proton is accompanied by the emission of a fast recoil neutron. Note that relativistic effects do not play an important role in this result since they largely cancel in the ratio of the spectral functions.

The estimate in Eq.(15) allows us to estimate also the upper limit of the ratio of pp to pn 2N-SRCs. The maxi-

mal contribution of pp SRCs can be obtained by assuming that they carry all the strength of pX configurations which yields [21]:

$$\langle \frac{P_{pp}}{P_{pn}} \rangle = \frac{1}{2} \langle \frac{S_{pX}}{S_{pn}} \rangle = 0.043^{+0.043}_{-0.17}. \quad (16)$$

This result can be used to estimate the absolute probabilities of pn , pp and nn correlations in the nuclear wave function. For this we use the total probability of 2N-SRCs ($P_{2N}(^{12}C) = 0.20 \pm 0.042$) obtained by combining results of large Q^2 and x_B inclusive $A(e, e')X$ data from Refs.[4, 5, 7]. P_{2N} is an estimate of the overall probability of the high momentum component of the nuclear wave function, and is practically independent of whether or not we account for the CM motion of the SRC. P_{2N} together with Eq.(16) yields $P_{pn}(^{12}C) = 0.184 \pm 0.045$ and $P_{pp}(^{12}C) = P_{nn}(^{12}C) \leq 0.03$.

Summarizing, from Eqs.(15,16) we conclude that our analysis of $(p, 2p)$ and $(p, 2pn)$ reactions indicates that if a nucleon with momentum between 275 – 550 MeV/c, is removed from the nucleus using a high momentum and energy transfer probe, in at least 74% of the time it will emerge from pn -SRCs. The data also show significantly smaller (a factor of 6 at least) probabilities for pp and nn 2N-SRCs as compared to the pn 2N-SRCs in Carbon.

This result may have an important implication for modeling of the equation of state of asymmetric nuclear matter. It indicates that the equation of state of neutron stars based on a degenerate neutron gas may be a good approximation, due to large suppression of the number of neutrons above the Fermi sea. Future experiments involving high Q^2 triple-coincidence $(e, e'pp)$ and $(e, e'pn)$ reactions off medium to heavy nuclei (e.g. Ref.[22]) will allow one to verify and significantly improve the accuracy of the present results.

We would like to acknowledge the contribution of the EVA collaboration at BNL as well as useful discussions with J. Alster, K. Egiyan and A. Gal. The research is supported by the Israel Science Foundation, the US-Israeli Binational Scientific Foundation, the US Department of Energy and the National Science Foundation.

-
- [1] M.M. Sargsian et al. J. Physics G29(2003) R1-R45.
 - [2] V. Pandharipande, I. Sick, and P.K.A Witt Huberts, Rev Mod. Phys. 69(1997) 981.
 - [3] R. A. Niyazov et al. Phys. Rev. Lett. **92**, 052303 (2004).
 - [4] K. S. Egiyan et al. Phys. Rev. C **68**, 014313 (2003)
 - [5] K. Sh. Egiyan et al. nucl-ex/0508026, PRL in press.
 - [6] L.L. Frankfurt and M.I. Strikman, Phys. Rep. 76(1981) 215 ; 160(1988) 235.
 - [7] L. L. Frankfurt, et al., Phys. Rev. C **48**, 2451 (1993).
 - [8] J. L. S. Aclander et al., Phys. Lett. B **453**, 211 (1999).
 - [9] A. Tang et al. Phys Rev. Lett. 90 (2003) 042301.
 - [10] J.Y. Wu et al. Nucl. Instrum. Meth. A **349**, 183 (1994).
 - [11] A. Malki et. al. Phys. Rev. C65(2001) 015207
 - [12] G. R. Farrar et al., Phys. Rev. Lett. **62**, 1095 (1989).
 - [13] M. M. Sargsian, Int. J. Mod. Phys. E **10**, 405 (2001)
 - [14] L.L. Frankfurt, et al., Phys. Rev. C **56**, 1124 (1997)
 - [15] C. Ciofi degli Atti, et al., Phys. Rev. C44(1991) 7.
 - [16] Y. Mardor, et al. Phys. Rev C (1992).
 - [17] L. Frankfurt, et al., Phys. Rev. C (1995)
 - [18] V. Pandharipande, S. Piepper Phys. Rev. C (1991).
 - [19] I. Yaron, et al., Phys. Rev. C66 (2002) 0244601.
 - [20] C. Ciofi degli Atti and S. Simula, Phys. Rev. C **53**, 1689 (1996)
 - [21] Factor 2 is associated with the fact that pp correlations contribute twice in the removal of the proton.
 - [22] E. Piasezky, W. Bertozzi, J.W. Watson and S. Wood (spokespersons), JLAB experiment E01-015, (2001).