

Simple models for shell-model configuration densities

Edgar Terán and Calvin W. Johnson
San Diego State University
(Dated: December 26, 2018)

We consider the secular behavior of shell-model configuration (partial) densities. When configuration densities are characterized by their moments, one often finds large third moments, which can make suitable parameterization of the secular behavior problematic. We review several parameterizations or models, and consider in depth three specific models: Cornish-Fisher, binomial, and modified Breit-Wigner distributions. Of these three the modified Breit-Wigner provides the best secular approximation to exact numerical configuration densities computed via full diagonalization from realistic interactions.

PACS numbers: 21zc
Keywords: level density

I. INTRODUCTION AND MOTIVATION

Neutron-capture rates onto compound nuclear states are usually computed using the statistical Hauser-Feshbach formalism[1]. One important, and uncertain, input into Hauser-Feshbach calculations is the density of excited states, or level density[2]; in addition to the total level density one also would like the exciton (particle-hole) density for pre-equilibrium emission [3, 4, 5, 6].

The nuclear level density is not trivial to extract experimentally, and there has recently been increasing theoretical efforts to compute and characterize the level density; it is beyond the scope of this paper to characterize all approaches, although some recent references are [7, 8, 9, 10, 11, 12, 13, 14, 15, 16]. Instead we focus on microscopic models, and in particular on the interacting shell model, which accurately describes *low-lying* spectra and transitions for a broad range of nuclides. On the other hand, to extract levels densities from traditional shell model codes requires full diagonalization of the Hamiltonian, a computationally forbidding requirement. An alternative to diagonalization is the Monte Carlo path integral technique [17], which is well suited to thermal observables [7, 12, 18]. Although reasonable successful, path integral methods are limited to interactions that are free of the “sign problem” [19, 20, 21]. Therefore we feel motivated to consider an alternate method based on spectral distribution theory (also known as statistical spectroscopy) [22, 23].

Spectral distribution theory computes the moments of the shell-model Hamiltonian. One must then invert the moments to find the level density. Note that most other methods to compute the level density also require inversions, such as inverse Laplace transform through the saddle-point approximation[11, 12] or maximum entropy methods[7]; in those approaches, as here, the success of the inversion depends upon the validity of explicit and implicit assumptions about the level density. For moment methods one must choose a parameterized “model” for the secular behavior, and then adjust the parameters to fit the calculated moments; the choice of model implicitly makes assumptions about the higher moments which were not fitted.

One can model the total density of states as a sum of partial or configuration densities [24, 25]. It is more efficient and tractable to compute the low moments of many configurations (subspaces), which one can do directly from the two-body matrix elements[23, 26, 27], rather than many moments of the entire space. A further advantage is that one automatically gets out the particle-hole (exciton) density needed for calculating pre-equilibrium emission.

The success of a moments-method approach to the level density depends in large part on using a suitable model parameterization for the configuration density. Early attempts to find a suitable model for the level density utilized Gram-Charlier and Edgeworth series representations in terms of derivatives of an asymptotic density [28]; in essence one starts with a Gaussian[22] and expands about it using orthogonal polynomials. Fixed- J expansions methods have also been developed in terms of Gaussian shapes [29, 30, 31].

Realistic configuration densities often have a large asymmetry, or third moment[24, 32]; an earlier study demonstrated that Gram-Charlier/Edgeworth expansions do poorly for large asymmetries[24].

In this paper we first describe the desired features of any distribution used to model the configuration level density. We then review several model parameterizations, focusing in particular on three: Cornish-Fisher, which had been shown superior to Gram-Charlier/Edgeworth in [24]; binomial distributions [33]; and finally a new proposal, a modified Breit-Wigner distribution. After comparing strengths and weaknesses of these three models, we illustrate their performance against exact shell-model calculations, with realistic interactions, of partial densities with a range of different asymmetries. We conclude that the modified Breit-Wigner (MBW) has significant advantages over the other two distributions.

II. CONFIGURATION MOMENTS

Spectral distribution theory, or nuclear statistical spectroscopy, analyzes many nuclear properties through low-lying moments of the Hamiltonian [22, 23]. In this section we review the needed definitions; a somewhat more detail discussion is found in [32]. We work in a finite model space \mathcal{M} wherein the number of protons and neutrons is fixed. If in \mathcal{M} we represent the Hamiltonian as a matrix \mathbf{H} , then all the moments can be written in terms of traces. The total dimension of the space is $D = \text{tr } \mathbf{1}$, and the average is $\langle \mathbf{O} \rangle = D^{-1} \text{tr } \mathbf{O}$. The first moment, or centroid, of the Hamiltonian is $\bar{E} = \langle \mathbf{H} \rangle$; all other moments are *central* moments, computed relative to the centroid:

$$\mu^{(n)} = \langle (\mathbf{H} - \bar{E})^n \rangle, \quad n > 2. \quad (1)$$

The width $\sigma = \sqrt{\mu^{(2)}}$, and one scales the higher moments by the width:

$$m^{(n)} = \frac{\mu^{(n)}}{\sigma^n}. \quad (2)$$

In addition to the centroid and the width, the next two moments have special names. The scaled third moment $m^{(3)}$ is the *asymmetry*, or the skewness; similarly, $m^{(4)}$ -3 is the *excess* (hence a Gaussian has zero excess).

We use $\alpha, \beta, \gamma, \dots$ to label subspaces. Let

$$P_\alpha = \sum_{i \in \alpha} |i\rangle \langle i| \quad (3)$$

be the projection operator for the α -th subspace. In this paper we use spherical shell-model configurations to partition into subspaces; a configuration is all states of the form, e.g. $(1s_{1/2})^2_\pi (1s_{1/2})^1_\nu (0d_{3/2})^2_\pi (0d_{3/2})^3_\nu$, etc.. One could use other group-theoretical partitions but spherical configurations have been the most widely studied for moment methods.

Now one can introduce *partial* or *configuration densities*,

$$\rho_\alpha(E) = \text{tr } P_\alpha \delta(E - \mathbf{H}). \quad (4)$$

The total density $\rho(E)$ is just the sum of the partial densities. (Incidentally, one can differentiate between *state* densities, which includes all $2J+1$ degeneracies in J_z , and *level* densities, which do not. Be aware, however, that both terms are sometimes used interchangeably. While our discussion here is germane to both state and level densities, all our specific numerical examples refer to state densities.)

With projection operators for subspaces P_α in hand, we define partial or *configuration moments*: the configuration dimension is $D_\alpha = \text{tr } P_\alpha$, the configuration centroid is $\bar{E}_\alpha = D_\alpha^{-1} \text{tr } P_\alpha \mathbf{H}$, while the configuration width σ_α and configuration asymmetry $m_\alpha^{(3)}$ are defined in the obvious ways. An early study of typical configuration moments with realistic interactions was done in [24], while more recently we conducted a detailed investigation [32].

One can compute the configuration moments directly from the many-body Hamiltonian, but that is computationally unfeasible for large systems. (For our examples herein, however, we do exactly that, generating the many-body Hamiltonian matrix via the shell-model code REDSTICK [34].) Alternately, one can make use of the available ‘analytic’ formulae for configuration moments [23, 26, 27]; these still require nontrivial computational effort, especially for third and fourth moments, but because they do not require the intermediate step of computing the many-body matrix elements, for large systems they are still faster.

Finally, if one has the a secular density $\rho(E)$ (which may model either a total density or a configuration density), one can compute the moments through integrals rather than traces:

$$D = \int dE \rho(E), \quad (5)$$

$$\bar{E} = \frac{1}{D} \int dE E \rho(E), \quad (6)$$

$$\mu^{(2)} = \frac{1}{D} \int dE (E - \bar{E})^2 \rho(E), \quad (7)$$

and so on. Formally these integrals are equivalent to the trace definitions. *An important question in this paper is how accurately the model parameterizations actually reproduce the desired moments*, which we will address through numerical integration.

III. MODELS FOR SECULAR BEHAVIOR

We want a parameterized model $\rho_{\text{model}}(E)$ for the secular behavior of the (configuration) density of states, with the parameters fixed by the low-lying moments of the density. That is, one finds the exact low-lying many-body configuration moments, the *target moments*, from the Hamiltonian and then finds the parameters of the secular model that, in principle, will reproduce those target moments. The *ideal* characteristics for secular behavior are

1. Non-negative densities. Negative-valued densities are of course unphysical.
2. Ease of deriving model parameters from target moments. This is important when one has thousands or even hundreds of thousands of configuration densities to construct. Furthermore, as discussed below, some ‘analytic’ expressions for moments of model functions are in fact not accurate.
3. Fixed start- and end-points. While not essential, finite endpoints are useful and reflect the finite range of densities in a finite model space.

Not all models will contain all of these desirable characteristics. We will discuss a total of five models. The first two models, Gram-Charlier/Edgeworth and exponential with polynomial argument (EPA), we discuss only briefly. The final three—Cornish-Fisher, binomial, and modified Breit-Wigner—we consider in detail.

Several of these models begin with a Gaussian with centroid \bar{E} and width σ :

$$\rho(E) = \frac{1}{\sqrt{2\pi}\sigma} \exp\left(-\frac{1}{2} \left[\frac{E - \bar{E}}{\sigma}\right]^2\right). \quad (8)$$

The Gram-Charlier/Edgeworth distributions [35] modify a Gaussian by multiplying it by a linear superposition of orthogonal Hermite polynomials. This intuitive approach has the highly desirable feature that, given the target moments, the parameters are trivial to determine. Unfortunately, these distributions can also have unphysical, non-negative densities, which are particularly severe for highly asymmetric distributions. In addition, a previous study[24] showed such distributions simply do poorly in reproducing the secular behavior of realistic densities.

Another model which generalizes a Gaussian is the exponential with polynomial argument (EPA) distribution[36], which takes the form $\rho(E) \sim \exp(aE + bE^2 + cE^3 + dE^4)$. This distribution is positive definite, but has the problematic feature that the moments must be computed numerically. (In practice one uses a look-up table and interpolates[37]).

For this paper we focus on three models:

1. Cornish-Fisher. We use the representation found in Ref. [24], where it was studied and found to be superior to Gram-Charlier/Edgeworth distributions. We write it explicitly to show its connection to a Gaussian distribution:

$$\begin{aligned} \rho(E) = \frac{1}{\sqrt{(2\pi)}} \exp\left(-\frac{1}{2} \left[a + b \frac{E - \bar{E}}{\sigma} + c \left(\frac{E - \bar{E}}{\sigma} \right)^2 + d \left(\frac{E - \bar{E}}{\sigma} \right)^3 \right]^2\right) \\ \times \left| \alpha + \beta \frac{E - \bar{E}}{\sigma} + \gamma \left(\frac{E - \bar{E}}{\sigma} \right)^2 \right|, \end{aligned} \quad (9)$$

with the parameters

$$\begin{aligned} a &\approx \frac{m^{(4)} - 3}{6}, \\ b &\approx 1 - \frac{1}{8} (m^{(4)} - 3) - \frac{7}{36} (m^{(3)})^2, \\ c &\approx -\frac{m^{(3)}}{3}, \\ d &\approx \frac{(m^{(3)})^2}{9} + \frac{m^{(4)} - 3}{24}, \\ \alpha &\approx 1 - \frac{7(m^{(3)})^2}{36} + \frac{m^{(4)} - 3}{8}, \\ \beta &\approx -\frac{m^{(3)}}{3}, \\ \gamma &\approx \frac{(m^{(3)})^2}{3} - \frac{m^{(4)} - 3}{8}. \end{aligned} \quad (10)$$

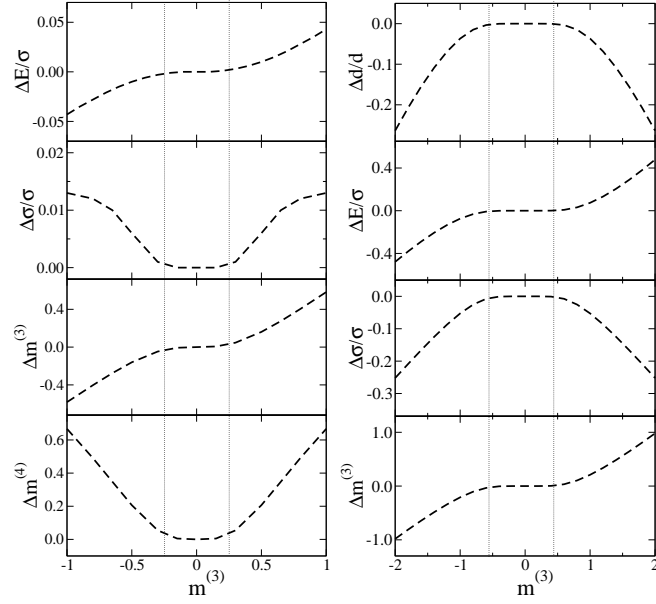


FIG. 1: Moment discrepancies in Cornish-Fisher (left) and continuous binomial (right) distributions. Each graph corresponds to the numerical moments compared with target moments, at different asymmetries $m^{(3)}$. The plots for Cornish-Fisher are with $m^{(4)} = 3.0$ only; distributions with higher fourth moments show even larger discrepancies.

While the Cornish-Fisher distribution is positive definite, and was shown [24] to be superior to Gram-Charlier/Edgeworth distributions, it has some significant drawbacks. Most important is that the relations (10) between the Cornish-Fisher parameters and the target moments are *approximate*, derived assuming small deviations from a Gaussian.

We checked the consistency of the parameterization (10) by computing moments numerically. That is, given some target moments we used relations (10) to obtain the Cornish-Fisher parameters, and then obtained the numerical moments using (9). The lefthand side of Fig. 1 shows the discrepancy between target and numerical moments. Not only do significant deviations develop beyond $|m^{(3)}| > 0.5$, the Cornish-Fisher distribution starts to develop unphysical bumps at the tails.

2. Binomial. The binomial distribution [33] starts from the discrete expansion $(1 + \lambda)^N = \sum \lambda^k \binom{N}{k}$. If the excitation energies come in discrete steps ϵ , that is, $E_x = k\epsilon$, one can compute the moments for the discrete distribution exactly:

$$\begin{aligned} \bar{E} &= \frac{N\epsilon\lambda}{1 + \lambda} \\ \mu^{(2)} &= \frac{N\epsilon^2\lambda}{(1 + \lambda)^2} \\ m^{(3)} &= \frac{1 - \lambda}{\sqrt{N\lambda}} \\ m^{(4)} - 3 &= \left(m^{(3)}\right)^2 - \frac{2}{N}. \end{aligned} \quad (11)$$

One can obtain a continuous distribution by using gamma functions:

$$\rho(E) = \lambda^{-E/\epsilon} \frac{\Gamma(E_{\max}/\epsilon + 1)}{\Gamma(E/\epsilon + 1)\Gamma((E_{\max} - E_x)/\epsilon + 1)}, \quad (12)$$

where $E_{\max} = N\epsilon$. The distribution can be shifted by adding a simple displacement E_{\min} to the energy. The parameters N, λ are fitted to the third moment and to either the total dimension $d = (1 + \lambda)^N$ or, through rescaling, to the fourth moment.

In the limit of no asymmetry and $N \rightarrow \infty$ the binomial distribution goes to a Gaussian. The binomial distribution is positive-definite and has finite endpoints at $(E_{\min}, N\epsilon + E_{\min})$. Unfortunately, once again, the relation between

TABLE I: Comparison of the moments reproduced by modified Breit-Wigner, Cornish-Fisher (C-F) and continuous binomial distributions. They are compared against exact calculations, all with GXPF1 interaction [38] on pf -shell ^{44}Ti for the same three configurations shown in Fig. 2.

		target	C-F	Binomial
Part 100	E	-38.71	-38.76	-38.08
	σ	2.91	2.87	3.08
	$m^{(3)}$	1.02	1.26	0.79
	$m^{(4)}$	6.58	6.87	3.72
Part 079	E	-22.23	-22.20	-22.17
	σ	3.12	3.07	3.17
	$m^{(3)}$	-0.70	-0.61	-0.62
	$m^{(4)}$	5.43	3.59	3.36
Part 019	E	-27.39	-27.39	-27.39
	σ	3.30	3.30	3.30
	$m^{(3)}$	-0.12	-0.13	-0.12
	$m^{(4)}$	4.56	3.20	2.91

the parameters and the target moments, exact for the discrete distribution, is only approximate for the *continuous distribution*. We compared the discrepancy between target moments and numerical moment in the righthand side of Fig. 1. Once again, the approximate formulas (11) is restricted to $|m^{(3)}| < 0.5$.

3. Modified Breit-Wigner (MBW). Given the problems with the previous models, we abandon generalizations of Gaussians and instead propose

$$\rho(E) = \frac{1}{W^3} \frac{(E - E_{\min})^2 (E_{\max} - E)^2}{(E - E_0)^2 + W^2} \quad (13)$$

with endpoints given by E_{\min}, E_{\max} . The first four moments can be computed analytically in terms of the four parameters; given target moments one can find the parameters by solving four nonlinear algebraic equations (plus an overall scale to match the correct dimension); we give the expressions in closed (but nontrivial) form in the Appendix. Unlike the Cornish-Fisher or binomial distributions, there is no discrepancy between the target and numerical moments.

The MBW distribution is applicable for

$$m^{(4)} - 3 > 1.42 \left(m^{(3)} \right)^2 - 0.52. \quad (14)$$

For third and fourth moments inside the allowed area, one can find real solutions for the MBW parameters. This region includes the numerically observed range for realistic interactions and model spaces [32].

A. Direct comparison of model distributions

To facilitate comparison of the Cornish-Fisher, binomial, and MBW distributions, we make two side-by-side comparisons of these three models along with exact numerical configuration densities; specifically, we computed several partial densities for ^{44}Ti (2 protons and 2 neutrons in a pf -shell valence space) with the realistic interaction GXPF1 [38], and chose to use three different configurations with different asymmetries $m^{(3)}$.

As discussed above, the “analytic” moments of the Cornish-Fisher and continuous binomial distribution are only approximate. Table I compares “exact” or target moments (shell-model calculations with REDSTICK code [34]) and the numerical moments for the Cornish-Fisher and continuous binomial distributions. (The MBW numerical moments, as previously discussed, agree with the target moments.) The numerical Cornish-Fisher moments do well for centroids and widths, less well for $m^{(3)}$, and poorly for $m^{(4)}$; the continuous binomial has even larger errors.

One could in principle adjust the Cornish-Fisher or binomial parameters (with a different, or even an exact, parameterization) to get agreement between target and numerical moments, but this would have to be done numerically or through a look-up table. Furthermore, the binomial distribution has a much smaller region of applicability than the MBW distribution; one cannot find solutions for $|m^{(3)}| > 0.5$.

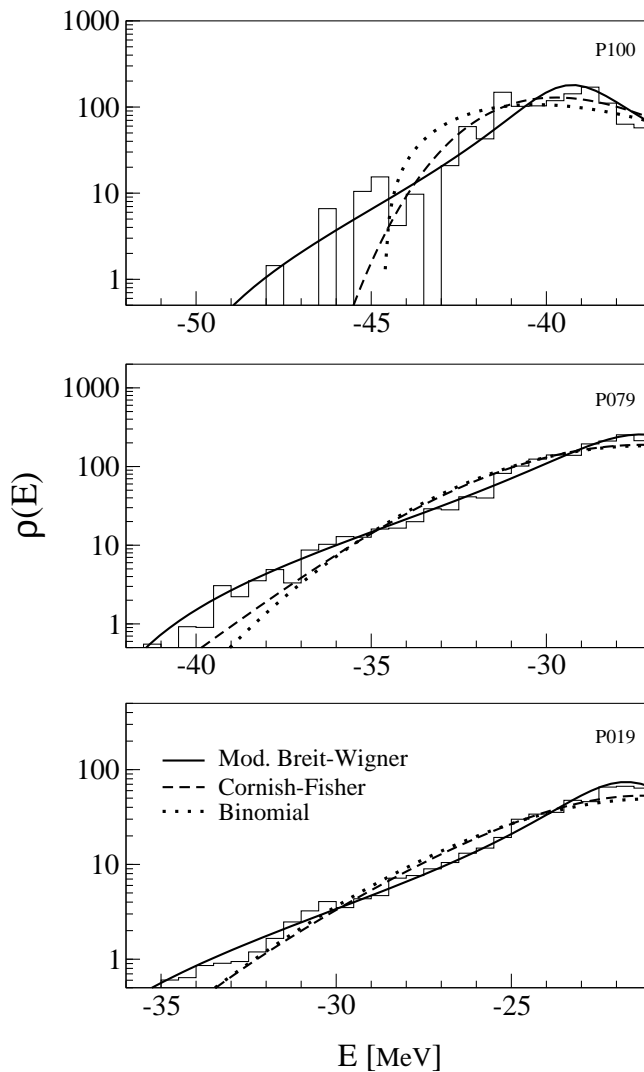


FIG. 2: Representation of partial densities for three different configurations of ^{44}Ti in the pf -shell, with GXPF1 interaction. The modified Breit-Wigner, Cornish-Fisher and Binomial distributions are compared against the exact densities (solid plots with binned lines).

In Fig. 2 we compare the MBW, Cornish-Fisher, and binomial distributions against realistic configuration densities from direct diagonalization using REDSTICK. Of the three models, the MBW appears to be better. Finally, we are able to compute the total level density with the MBW model for ^{44}Ti in the pf -shell with the GXPF1 interaction. Fig. 3 shows such calculation, and the exact calculation with the REDSTICK code, as well. In this example, the total level density is a sum of a 100 partial densities.

IV. SUMMARY

In order to invert configuration moments to get level densities, one must posit a model distribution whose parameters are fixed by the low-lying moments. An important consideration for modeling partial or configuration densities are model distributions that perform well for large asymmetries (third moments) which we have previously shown to be important[32]. Continuing previous investigation[24], we have compared several distributions, in particular the Cornish-Fisher, continuous binomial, and a modified Breit-Wigner (MBW). We suggest that the MBW, or perhaps some variant, may be the most reliable for configuration densities, especially at large asymmetries.

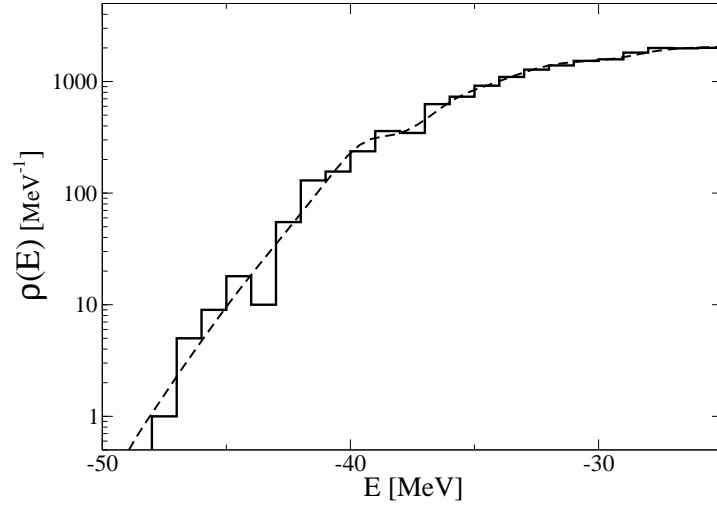


FIG. 3: Full ^{44}Ti level density in the pf -shell. The modeled level density (sum of MBW partial densities, broken line) is compared against the exact calculation (binned line).

V. ACKNOWLEDGEMENTS

This work is supported by grant DE-FG52-03NA00082 from the Department of Energy.

APPENDIX: MOMENTS EXPRESSIONS FOR THE MODIFIED BREIT-WIGNER DISTRIBUTION

The modified Breit-Wigner distribution, with dimensions of $[\text{Energy}]^{-1}$, is

$$\rho(E) = \frac{1}{W^3} \frac{(E - E_{\min})^2 (E_{\max} - E)^2}{(E - E_0)^2 + W^2}, \quad (\text{A.1})$$

defined on the interval $E_{\min} \leq E \leq E_{\max}$.

Define the dimensionless integrals

$$I_0(a, b) = \int_a^b \frac{1}{x^2 + 1} dx = \arctan b - \arctan a, \quad (\text{A.2})$$

$$I_1(a, b) = \int_a^b \frac{x}{x^2 + 1} dx = \frac{1}{2} \ln \left(\frac{b^2 + 1}{a^2 + 1} \right). \quad I_n(a, b) = \int_a^b \frac{x^n}{x^2 + 1} dx. \quad (\text{A.3})$$

Also define the general integral (with an easily proved recursion relation),

$$I_n = \int_a^b \frac{x^n}{x^2 + 1} dx = \frac{1}{n-1} (b^{n-1} - a^{n-1}) - I_{n-2}, \quad (\text{A.4})$$

so that

$$I_{2n} = (-1)^n I_0 + \sum_{k=1}^n \frac{(-1)^{n+k}}{2k-1} (b^{2k-1} - a^{2k-1}), \quad (\text{A.5})$$

$$I_{2n+1} = (-1)^n I_1 + \sum_{k=1}^n \frac{(-1)^{n+k}}{2k} (b^{2k} - a^{2k}). \quad (\text{A.6})$$

Now introduce the convenient dimensionful integral

$$M_n = \int_a^b (E - E_0)^n \rho(E) dE. \quad (\text{A.7})$$

We can write this in terms of the dimensionless integrals, using $a = (E_{\min} - E_0)/W$ and $b = (E_{\max} - E_0)/W$,

$$M_n = W^n (I_{n+4} - 2(a+b)I_{n+3} + (a^2 + 4ab + b^2)I_{n+2} - 2(a+b)abI_{n+1} + a^2b^2I_n). \quad (\text{A.8})$$

Finally, the moments in terms of the above expressions are

$$\text{dimension } D = \int_a^b \rho(E) dE = M_0 \quad (\text{A.9})$$

$$\text{centroid } \bar{E} = \int_a^b E \rho(E) dE = E_0 + \frac{M_1}{M_0} = E_0 + \Delta E \quad (\text{A.10})$$

$$\text{variance } \sigma^2 = \int_a^b (E - \bar{E})^2 \rho(E) dE = \frac{1}{M_0} (M_2 - 2\Delta E M_1 + \Delta E^2 M_0) \quad (\text{A.11})$$

$$m^{(3)} = \int_a^b (E - \bar{E})^3 \rho(E) dE = \frac{1}{M_0 \sigma^3} (M_3 - 3\Delta E M_2 + 3\Delta E^2 M_1 - \Delta E^3 M_0) \quad (\text{A.12})$$

$$m^{(4)} = \int_a^b (E - \bar{E})^4 \rho(E) dE = \frac{1}{M_0 \sigma^4} (M_4 - 4\Delta E M_3 + 6\Delta E^2 M_2 - 4\Delta E^3 M_1 + \Delta E^4 M_0). \quad (\text{A.13})$$

- [1] W. Hauser and H. Feshbach, Phys. Rev. **87**, 366 (1952).
- [2] T. Rauscher, F.-K. Thielemann and K.-L. Kratz, Phys. Rev. C **56**, 1613 (1997).
- [3] J. J. Griffin, Phys. Rev. Lett. **17**, 478 (1966).
- [4] B. Strohmaier, M. Fassbender and S. M. Qaim, Phys. Rev. C **56**, 2654 (1997).
- [5] H. Feshbach, A. K. Kerman and S. E. Koonin, Ann. Phys. **125**, 429 (1980).
- [6] D. J. Dean and S. E. Koonin, Phys. Rev. C **60**, 054306 (1999).
- [7] W. E. Ormand, Phys. Rev. C **56**, R1678 (1997).
- [8] B. Pichon, Nucl. Phys. A **568**, 553 (1994).
- [9] S. Goriely, Nucl. Phys. A **605**, 28 (1996).
- [10] P. Demetriou and S. Goriely, Nucl. Phys. A **695**, 95 (2001).
- [11] H. Nakada and Y. Alhassid, Phys. Lett. B **436**, 231 (1998).
- [12] H. Nakada and Y. Alhassid, Phys. Rev. Lett. **79**, 2939 (1997).
- [13] S. Hilaire, Phys. Lett. B **583**, 264 (2004).
- [14] Y. Alhassid, G. F. Bertsch, and L. Fang, Phys. Rev. C **68**, 044322 (2003).
- [15] M. Horoi, M. Ghita, and V. Zelevinsky, Phys. Rev. C **69**, 041307 (2004).
- [16] H. Nakamura and T. Fukahori, Phys. Rev. C **72**, 064329 (2005).
- [17] C. W. Johnson, S. E. Koonin, G. H. Lang and W. E. Ormand, Phys. Rev. Lett. **69**, 3157 (1995).
- [18] D. J. Dean, S. E. Koonin, K. Langanke, P. B. Radha and Y. Alhassid, Phys. Rev. Lett. **74**, 2909 (1995).
- [19] G. H. Lang, C. W. Johnson, S. E. Koonin, and W. E. Ormand, Phys. Rev. C **48**, 1518 (1993).
- [20] Y. Alhassid, D. J. Dean, S. E. Koonin, G. Lang, and W. E. Ormand, Phys. Rev. Lett. **72**, 613 (1994).
- [21] S. E. Koonin, D. J. Dean, and K. Langanke, Phys. Rep. **278**, 2 (1997).
- [22] K. K. Mon and J. B. French, Ann. Phys. **95**, 90 (1975).
- [23] S. S. M. Wong, ed., *Nuclear Statistical Spectroscopy* (Oxford University Press, New York, 1986).
- [24] V. K. B. Kota, V. Potbhare and P. Shenoy, Phys. Rev. C **34**, 2330 (1986).
- [25] M. Horoi, J. Kaiser, and V. Zelevinsky, Phys. Rev. C **67**, 054309 (2003).
- [26] J. B. French and K. F. Ratcliff, Phys. Rev. C **3**, 94 (1971).
- [27] S. Ayik and J.N. Ginocchio, Nucl. Phys. A **221**, 285 (1974).
- [28] F. S. Chang and A. Zuker, Nucl. Phys. A p. 417 (1972).
- [29] R. U. Haq and S. S. M. Wong, Nucl. Phys. A **327**, 314 (1979).
- [30] M. R. Zirnbauer and D. M. Brink, Z. Phys. A **301**, 237 (1981).
- [31] B. K. Agrawal and S. K. Kataria, Z. Phys. A **356**, 369 (1997).
- [32] E. Teran and C. W. Johnson, Phys. Rev. C **73**, 024303 (2006).
- [33] A. P. Zuker, Phys. Rev. C **64**, 021303(R) (2001).
- [34] W. E. Ormand (2004), private communication.
- [35] H. Cramer, *Mathematical Methods of Statistics* (Princeton Univ. Press, Princeton, 1946).
- [36] S. M. Grimes and T. N. Massey, Phys. Rev. C **51**, 606 (1995).
- [37] T. N. Massey, private communication.
- [38] M. Honma, T. Otsuka, B. A. Brown, and T. Mizusaki, Physical Review C **69**, 034335 (2004).