

Universal scaling of the elliptic flow and the perfect hydro picture at RHIC

M. Csanád,^{1,2} T. Csörgő,³ A. Ster,³ B. Lorstad,⁴ N. N. A. Jitanand,² J. M. Alexander,²
P. Chung,² W. G. Holzmann,² M. Issah,² R. A. Lacey,² and A. Taranenko²

¹Department of Atomic Physics, ELTE, Budapest, Pazmany P. 1/A, H-1117 Hungary

²Department of Chemistry, SUNY Stony Brook, Stony Brook, NY, 11794-3400, USA

³MTA KFKI RMKI, H-1525 Budapest 114, P.O. Box 49, Hungary

⁴Department of Physics, University of Lund, S-22362 Lund, Sweden

Recent PHOBOS measurements of the excitation function for the pseudo-rapidity dependence of elliptic flow in Au+Au collisions at RHIC, have posed a significant theoretical challenge. Here we show that these differential measurements, as well as the RHIC measurements on transverse momentum, are not only in agreement with theoretical predictions of the Buda-Lund hydro model, but also satisfy a universal scaling relation predicted by this model, based on exact solutions of perfect fluid hydrodynamics.

Introduction One of the unexpected results from experiments at the Relativistic Heavy Ion Collider (RHIC) is the relatively strong second harmonic moment of the transverse momentum distribution, referred to as the elliptic flow. Measurements of the elliptic flow by the PHENIX, PHOBOS and STAR collaborations (see refs. [1, 2, 3, 4, 5, 6]) reveal rich details in terms of its dependence on particle type, transverse (p_T) and longitudinal momentum (η) variables, and on the centrality and the bombarding energy of the collision. In the soft transverse momentum region ($p_T < 2$ GeV/c) measurements at mid-rapidity are found to be well described by hydrodynamical models [7, 8]. By contrast, differential measurement of the pseudo-rapidity dependence of elliptic flow and its excitation function have resisted several attempts at a description in terms of hydrodynamical models (but see their new description by the SPHERIO model [9]). Here we show that these data are consistent with theoretical, analytic predictions that are based on perfect fluid hydrodynamics: Fig. 1 demonstrates that the investigated PHOBOS, PHENIX and STAR data [1, 2, 3, 4] follow the theoretically predicted scaling law.

Perfect fluid hydro picture Perfect fluid hydrodynamics is based on local conservation of entropy and four-momentum tensor $T^{\mu\nu}$,

$$\partial_\mu (u^\mu) = 0; \quad (1)$$

$$\partial_\mu T^{\mu\nu} = 0; \quad (2)$$

where u^μ stands for the four-velocity of the matter. The fluid is perfect if the four-momentum tensor is diagonal in the local rest frame,

$$T^{\mu\nu} = (\epsilon + p)u^\mu u^\nu - pg^{\mu\nu}; \quad (3)$$

Here ϵ stands for the local energy density and p for the pressure. These equations are closed by the equation of state, which gives the relationship between ϵ , p and T , typically $\epsilon = p$ is assumed, where T is either a constant [10] or an arbitrary temperature dependent function [11] that uses a non-relativistic approximation.

We focus here on the analytic approach in exploring the consequences of the presence of such perfect fluids in high energy heavy ion experiments in Au+Au collisions at RHIC. Such exact analytic solutions were published recently in refs. [11, 12, 13, 14]. A tool, that is based on the above listed exact, dynamical hydro solutions, is the Buda-Lund hydro model of refs. [15, 16]. This hydro model is successful in describing experimental data on single particle spectra and two-particle correlations [17, 18]. The model is defined with the help of its emission function; to take into account the effects of long-lived resonances, it utilizes the core-halo model [19].

The elliptic flow is an experimentally measurable observable and is defined as the azimuthal anisotropy or second Fourier-coefficient of the one-particle momentum distribution $N_1(p)$. The definition of the flow coefficients is:

$$v_n = \frac{\int_0^{R_2} \int_0^{R_1} N_1(p) \cos(n\phi) d\phi}{\int_0^{R_2} \int_0^{R_1} N_1(p) d\phi}; \quad (4)$$

where ϕ is the azimuthal angle of the momentum. This formula returns the elliptic flow v_2 for $n = 2$.

Universal scaling The result for the elliptic flow, that comes directly from a perfect hydro solution is the following simple scaling law [11, 16]

$$v_2 = \frac{I_1(w)}{I_0(w)}; \quad (5)$$

where $I_n(z)$ stands for the modified Bessel function of the second kind, $I_n(z) = (1/\pi) \int_0^\pi \exp(n \cos(\phi)) \cos(n\phi) d\phi$.

Thus the Buda-Lund hydro model predicts [11] a universal scaling: every v_2 measurement is predicted to fall on the same scaling curve I_1/I_0 when plotted against the scaling variable w . This means, that v_2 depends on any physical parameter (transverse or longitudinal momentum, mass, center of mass energy, collision centrality, type of the colliding nucleus etc.) only through the scaling variable w . This scaling variable is defined by:

$$w = \frac{E_K}{T} \quad (6)$$

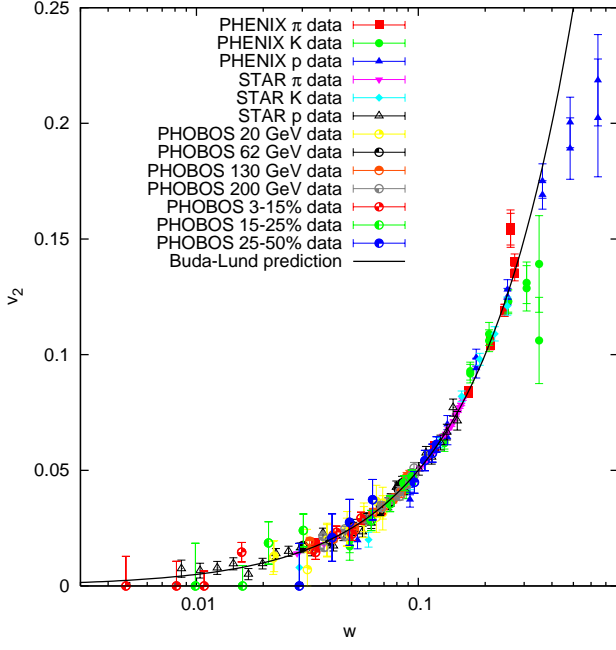


Figure 1: Elliptic flow data of previous plots versus variable w is shown: Data points show the predicted [16] universal scaling. Small scaling violations at large w values correspond to $v_2(p_t)$ data for $p_t > 2$ GeV.

Here E_K is a relativistic generalization of the transverse kinetic energy, defined as

$$E_K = \frac{p_t^2}{2\bar{m}_t}; \quad (7)$$

with

$$\bar{m}_t = m_t \cosh \frac{y}{1 + \frac{m_t}{T_0}}; \quad (8)$$

y being the rapidity, T_0 the longitudinal expansion of the source, p_t the central temperature at the freeze-out and $m_t = \sqrt{p_t^2 + m^2}$ the transverse mass. We note, that at mid-rapidity and for a leading order approximation, $E_K \approx m_t$, which also explains recent development on scaling properties of v_2 by the PHENIX experiment at mid-rapidity [20, 21]. We furthermore note, that parameter κ has recently been dynamically related [14] to the acceleration parameter of new exact solutions of relativistic hydrodynamics, where the accelerationless limit corresponds to a Bjorken type, at rapidity distribution and the $\kappa \rightarrow 1$ limit.

The scaling variable w also depends on the parameter T , which is the effective, rapidity and transverse mass dependent slope of the azimuthally averaged single particle spectra, and on the momentum space eccentricity parameter, ϵ . These can be defined [11, 16] by the transverse mass and rapidity dependent slope parameters of

the single particle spectra in the in-plane parameter (subscript x) and out-of-the-reaction plane (subscript y) directions, T_x and T_y ,

$$\frac{1}{T} = \frac{1}{2} \left(\frac{1}{T_x} + \frac{1}{T_y} \right); \quad (9)$$

$$\epsilon = \frac{T_x - T_y}{T_x + T_y}; \quad (10)$$

which are thus observable quantities. In the Buda-Lund hydro model [11, 16], the rapidity and the transverse mass dependence of the slope parameters is given as

$$T_x = T_0 + \bar{m}_t X^2 \frac{T_0}{T_0 + \bar{m}_t a^2}; \quad (11)$$

$$T_y = T_0 + \bar{m}_t Y^2 \frac{T_0}{T_0 + \bar{m}_t a^2}; \quad (12)$$

Here $a^2 = \hbar \frac{T}{m_t}$ measures the transverse temperature inhomogeneity of the particle emitting source in the transverse direction at the mean freeze-out time.

We note, that each of the kinetic energy term, the effective temperature T and the eccentricity ϵ are transverse mass and rapidity dependent factors. However, for $\bar{m}_t a^2 \gg T_0$, T_x and T_y , hence ϵ and T become independent of transverse mass and rapidity. This saturation of the slope parameters happens only if the temperature is inhomogeneous, i.e. $a^2 > 0$.

The above structure of w , the variable of the universal scaling function of elliptic flow suggests that the transverse momentum, rapidity, particle type, centrality, colliding energy, and colliding system dependence of the elliptic flow is only apparent in perfect fluid hydrodynamics: a data collapsing behavior sets in and a universal scaling curve emerges, which coincides with the ratio of the first and zeroth order modified Bessel functions [11, 16], when v_2 is plotted against the scaling variable w .

Interesting is furthermore, that the Buda-Lund hydro model also predicts the following universal scaling laws and relationships for higher order flows [16]: $v_{2n} = I_n(w)/I_0(w)$ and $v_{2n+1} = 0$. This is to be tested in a further analysis.

Comparison to experimental data. We emphasize first, that the scaling variable w is expressed in eq. (6) in terms of measurable factors. The elliptic flow v_2 is also directly measurable. Hence the universal scaling prediction, eq. (5) can in principle be subjected to a direct experimental test. Given the fact that such measurements were not yet published in the literature, we perform an indirect testing of the prediction, by determining the relevant parameters of the scaling variable w from an analysis of the transverse momentum and rapidity dependence of the elliptic flow in Au+Au collisions at RHIC.

Transverse momentum dependent elliptic flow data at mid-rapidity can be compared to the Buda-Lund result directly, as it was done in e.g. Ref. [16].

Eq. (5) depends, for a given centrality class, on rapidity y and transverse mass m_t . When comparing our result to $v_2(\eta)$ data of the PHOBOS Collaboration, we have performed a saddle point integration in the transverse momentum variable and performed a change of variables to the pseudo-rapidity $\eta = 0.5 \log(\frac{p_T^+ p_z}{p_T^- p_z})$, similarly to Ref. [22]. This way, we have evaluated the single-particle invariant spectra in terms of the variables η and p_t , and calculated $v_2(\eta)$ from this distribution, a procedure corresponding to the PHOBOS measurement described in Ref. [1].

Scaling implies data collapsing behaviour, and also is reflected in a difficulty in extracting the precise values of these parameters from elliptic flow measurements: due to the data collapsing behaviour, some combinations of these parameters become relevant, other combinations become irrelevant quantities, that cannot be determined from measurements. This is illustrated in Fig. 1, where we compare the universal scaling law of eq. (5) with elliptic flow measurements at RHIC. This figure shows an excellent agreement between data and prediction. We may note the small scaling violations at largest w values, that correspond to elliptic flow data taken in the transverse momentum region of $p_t > 2$ GeV.

The observed scaling itself shows, that only a few relevant combinations of T_0 , a^2 , X^2 , Y^2 determine the transverse momentum dependence of the v_2 measurements. Hence from these measurements it is not possible to reconstruct all these four source parameters uniquely. We have chosen the following to Eq. 5 approximative formulas to describe the scaling of the elliptic flow:

$$w(\eta) = \frac{2A}{\cosh(B\eta)}, \text{ and} \quad (13)$$

$$w(p_t) = A^0 \frac{p_t^2}{4m_t} (1 + B^0(m_t - m)); \quad (14)$$

and for small values of w Eq. (5) simplifies to $v_2 = w/2$. The coefficients are as follows:

$$A = \frac{E_K}{2T} \quad (15)$$

$$B = 1 + \frac{m_t}{T_0} \quad (16)$$

$$A^0 = \frac{2}{T} \quad (17)$$

$$B^0 = \frac{1}{m} \frac{T_0}{T_0 + m a^2} - 1 - \frac{2T_0}{T} \quad (18)$$

From this simple picture we had to deviate a little bit in case of proton $v_2(p_t)$ data, here only one parameter could have been used to find a valid minimum, so we fixed B' there. In addition, for pion $v_2(p_t)$ data we had to introduce a third term, $C^0(m_t - m)^2$, as the

$v_2(\eta)$	20G eV	62G eV	130G eV	200G eV
A	0.035 0.004	0.043 0.001	0.046 0.001	0.048 0.001
B	0.53 0.1	0.41 0.01	0.34 0.01	0.33 0.01
χ^2/N_{DF}	1.7/11	9.3/13	17/15	18/15
CL	91%	74%	30%	28%

$v_2(\eta)$	3-15%	15-25%	25-50%
A	0.028 0.002	0.048 0.002	0.061 0.002
B	0.64 0.08	0.60 0.06	0.43 0.04
χ^2/N_{DF}	12/13	8/13	4/13
CL	51%	84%	96%

$v_2(p_t)$		K	p
A' [10 ⁻⁴ /M eV]	5.4 0.1	6.4 0.3	3.0 0.1
B' [10 ⁻⁴ /M eV]	16 1	-0.2 0.4	25, fixed
C' [10 ⁻⁶ /M eV ²]	-1.5 0.1		
χ^2/N_{DF}	96/27	17/5	27/26
CL	1 10 ⁻⁷ %	0.5%	40%

$v_2(p_t)$		K	p
A' [10 ⁻⁴ /M eV]	7.8 0.2	7.4 0.3	5.8 0.1
B' [10 ⁻⁴ /M eV]	1.4 0.6	-1.3 0.4	1.6, fixed
C' [10 ⁻⁶ /M eV ²]	-1.6 0.3		
χ^2/N_{DF}	21/10	13/9	17/7
CL	2%	15%	2%

Table I: Values of the parameters and the quality of the fits for collision energy dependent PHOBOS $v_2(\eta)$ data [1] is shown in the top table, the same for centrality dependent PHOBOS $v_2(\eta)$ data [2] in the second table. The third shows STAR [4], the fourth PHENIX [3] $v_2(p_t)$ data results.

data were more detailed here. This parameter can be expressed from the Buda-Lund models as

$$C^0 = \frac{1}{m} \frac{T_0}{T_0 + m a^2} \frac{1}{T_x^2 T_y^2} \quad (19)$$

$$h = \frac{1}{(X^2 + a^2 + Y^2)(T_0 + m a^2)^3} + m X^2 Y^2 m^2 (X^2 Y^2 + a^2 (X^2 + Y^2))$$

$$3m X^2 Y^2 T_0 (T_0 + m a^2)^{-1}$$

For the analysis of the PHOBOS $v_2(\eta)$ measurements at RHIC, we have excluded points with large rapidity from lower center of mass energies $\sqrt{s_{NN}}$ ($\sqrt{s_{NN}} > 4$ for 19.6 GeV, $\sqrt{s_{NN}} > 4.5$ for 62.4 GeV). Points with large transverse momentum ($p_t > 2.0$ GeV) were excluded from PHENIX and STAR $v_2(p_t)$ ts. These values give a hint at the boundaries of the validity of the model.

Fits to PHOBOS [1, 2], PHENIX [3] and STAR [4] data are shown in Figs. 2 and 3. The values of the parameters and the quality of the fits are summarized in Table I.

Conclusions We have shown that the excitation function of the transverse momentum and pseudorapidity dependence of the elliptic flow in Au+Au collisions is well

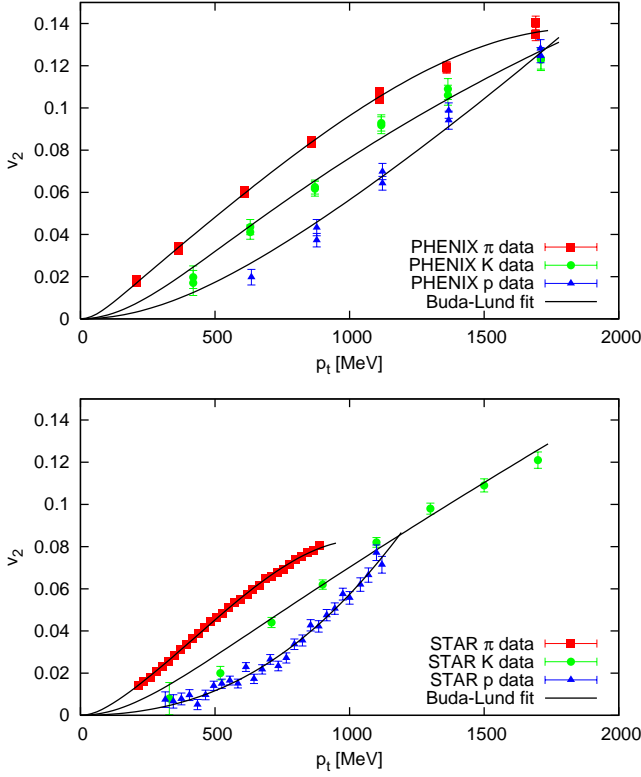


Figure 2: PHENIX [3] and STAR [4] data on elliptic flow, v_2 , plotted versus p_T and fitted with Buda-Lund model.

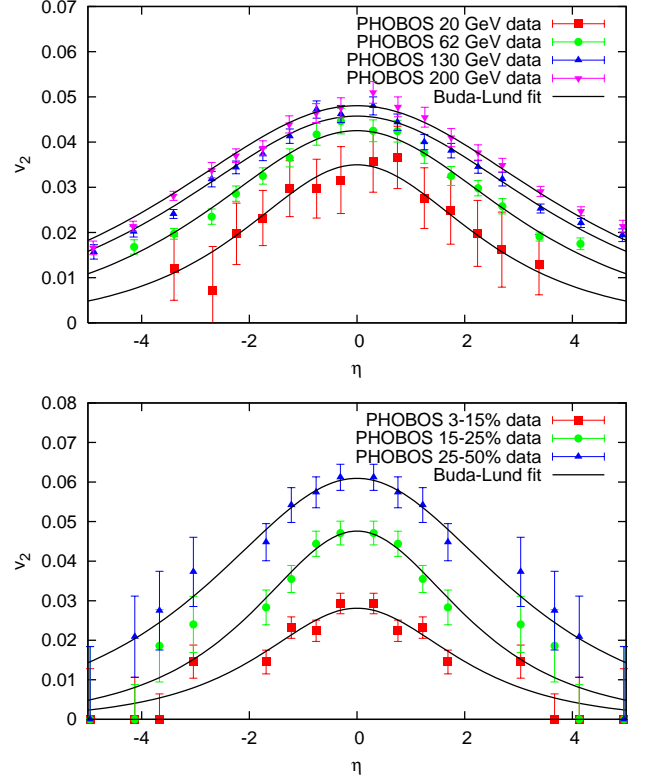


Figure 3: PHOBOS [1, 2] data on elliptic flow, v_2 , plotted versus η and fitted with Buda-Lund model.

described with the formulas that are predicted by the Buda-Lund type of hydrodynamical calculations. We have provided a quantitative evidence for the validity of the perfect fluid picture of soft particle production in Au+Au collisions at RHIC up to 1-1.5 GeV but also show here that this perfect fluid extends far away from mid-rapidity, up to a pseudorapidity of $\eta_{beam} = 0.5$.

The universal scaling of PHOBOS $v_2(\eta)$ and PHENIX and STAR $v_2(p_T)$, expressed by Eq. (5) and illustrated by Fig. 1 provides a successful quantitative as well as qualitative test for the appearance of a perfect fluid in Au+Au collisions at various colliding energies at RHIC.

This research was supported by the NATO Collaborative Linkage Grant PST CLG 980086, by the Hungarian-US MTA OTKA NSF grant INT0089462 and by the OTKA grants T038406, T049466. M. Csanad wishes to thank professor Roy Lacey for his kind hospitality at SUNY Stony Brook, and the US-Hungarian Fulbright Commission for their spiritual and financial support.

- [4] J. Adam et al., Phys. Rev. C 72, 014904 (2005).
- [5] C. Adler et al., Phys. Rev. Lett. 87, 182301 (2001).
- [6] P. Sorensen, J. Phys. G 30, S217 (2004).
- [7] K. Adcox et al., Nucl. Phys. A 757, 184 (2005).
- [8] J. Adam et al., Nucl. Phys. A 757, 102 (2005).
- [9] F. Grassi, Y. Hamam, O. Socolowski, and T. Kodama, J. Phys. G 31, S1041 (2005).
- [10] T. Csörgő, L. P. Csernai, Y. Hamam, and T. Kodama, Heavy Ion Phys. A 21, 73 (2004).
- [11] T. Csörgő, S. V. Akkelin, Y. Hamam, B. Lukacs, and Yu. M. Sinyukov, Phys. Rev. C 67, 034904 (2003).
- [12] T. Csörgő, F. Grassi, Y. Hamam, and T. Kodama, Phys. Lett. B 565, 107 (2003).
- [13] Y. M. Sinyukov and I. A. Karpenko, Acta Phys. Hung. A 25, 141 (2006).
- [14] T. Csörgő, M. I. Nagy, and M. Csanad, nucl-th/0605070.
- [15] T. Csörgő and B. Lörstad, Phys. Rev. C 54, 1390 (1996).
- [16] M. Csanad, T. Csörgő, and B. Lörstad, Nucl. Phys. A 742, 80 (2004).
- [17] M. Csanad, T. Csörgő, B. Lörstad, and A. Ster, Acta Phys. Polon. B 35, 191 (2004).
- [18] M. Csanad, T. Csörgő, B. Lörstad, and A. Ster, nucl-th/0402037.
- [19] T. Csörgő, B. Lörstad, and J. Zimanyi, Z. Phys. C 71, 491 (1996).
- [20] A. Adare et al., nucl-ex/0608033.
- [21] S. Afanasiev et al., nucl-ex/0703024.
- [22] D. Kharzeev and E. Levin, Phys. Lett. B 523, 79 (2001).

- [1] B. B. Back et al., Phys. Rev. Lett. 94, 122303 (2005).
- [2] B. B. Back et al., Phys. Rev. C 72, 051901 (2005).
- [3] S. S. Adler et al., Phys. Rev. Lett. 91, 182301 (2003).