

# Dipole and Quadrupole electroexcitations of the isovector $T=1$ particle-hole states in $^{12}\text{C}$

F. A. Majeed <sup>1,2</sup> and R. A. Radhi <sup>3</sup>

<sup>1</sup>*Department of Physics, College of Science, Al-Nahrain University, Baghdad, IRAQ*  
*And*

*The Abdus Salam international Centre for theoretical Physics*

<sup>3</sup>*Department of Physics, College of Science, Baghdad University Baghdad, IRAQ*

## Abstract:

Electroexcitations of the dominantly  $T=1$  particle-hole states of  $^{12}\text{C}$  are studied in the framework of the harmonic oscillator shell model. All possible  $T=1$  single-particle-hole states of all allowed angular momenta are considered in a basis including single-particle states up to the 1f-2p shell. The Hamiltonian is diagonalized in this space in the presence of the modified surface delta interaction (MSDI). Correlation in the ground state wave functions by mixing more than one configuration is considered and shows a major contribution that leads to enhance the calculations of the form factors. A comparison with the experiment shows that this model is able to predict the location of states and a simple scaling of the results give a good fit to the experimental form factors.

PACS numbers: 25.30.D, 13.40.G, 21.60.C

Keywords: Shell model, Form Factors, Inelastic electron scattering

---

<sup>2</sup> fal-ajee@ictp.it

## 1. Introduction

Nuclear structure models can be successfully tested by comparing the calculated and measured electron scattering form factors. The success of such a model results in a valuable information about the charge and current distributions of nuclei. In this paper we study the isovector ( $T=1$ ) transition in  $^{12}\text{C}$  which connects the ( $J^\pi = 0^+, T = 0$ ) ground state with the  $J^\pi = 2^-, 3^-,$  and  $3^+$  isovector states. The ground state is taken to have closed  $1s_{1/2}$  and  $1p_{1/2}$  shells. The states expected to be most strongly excited from closed-shell nuclei are linearly combination of a configurations in which one nucleon has been raised to a higher shell, forming pure single-particle-hole state [1]. This approximation is called Tamm-Dancoff approximation (TDA) [2]. The dominant dipole and quadrupole  $T=1$  single particle-hole states of  $^{12}\text{C}$  are considered with the framework of the harmonic oscillator (HO) shell model. The Hamiltonian is diagonalized in the space of the single-particle hole states, in the presence of the modified surface delta interaction (MSDI) [3]. The space of the single-particle-hole states include all shells up to  $2p_{1/2}$  shell. Admixture of higher configurations is considered also. A comparison of the calculated form factors using this model with the available experimental data for the dominantly  $T=1$  states are discussed.

In section 2 we briefly review the particle-hole formalism and the electron scattering form factors. Section 3 contains the resulting energy spectrum and form factors and the discussion of the results. Finally, we conclude our results in section 4.

## 2. Theory

The ground state of  $^{12}\text{C}$  is taken to have closed  $1s_{1/2}$  and  $1p_{3/2}$  shells, and is represented by  $\Psi_0$ . A state formed by the promotion of one particle from the shell-model ground state is called a particle-hole state. The particle-hole state of

the total Hamiltonian is represented by  $\Phi_{JM}(ab^{-1})$  with labels  $a$  for particles with quantum numbers  $(n_a \ell_a j_a)$  and  $b$  for holes with quantum numbers  $(n_b \ell_b j_b)$ . The state  $\Phi_{JM}(ab^{-1})$  indicating that a particle was vacated from  $j_b$  and promoted to  $j_a$ .

The excited state wave function can be constructed as a linear combinations of pure basis  $\Phi$ ,s as [1]:

$$\Psi_{JM}^n = \sum_{ab} \chi_{ab^{-1}}^J \Phi_{JM}(ab^{-1}) \quad (1)$$

where the amplitude  $\chi_{ab^{-1}}^J$  must be determined from a diagonalization of the residual interaction, quite analogously to the procedures for particle configuration. Thus the ground state is taken to be a closed shell or sub-shell configuration and the excited states are mixed particle-hole configurations. This approach is usually referred to as the Tamm-Dancoff approximation (TDA) [2]. One now has to solve the eigen value equation

$$H \Psi_{JM}^n = E_n \Psi_{JM}^n \quad (2)$$

substituting the wave function of equation (1) into equation (2), one obtains

$$H \sum_{ab} \chi_{ab^{-1}}^J \Phi_{JM}(ab^{-1}) = E_n \sum_{ab} \chi_{ab^{-1}}^J \Phi_{JM}(ab^{-1}) \quad (3)$$

multiplication on the left-hand side with  $\Phi_{JM}^*(ab^{-1})$  and using the orthogonality properties of the  $\Phi$ ,s gives the secular equation

$$\sum_{ab} \left[ \langle a'b'^{-1} | H | a b^{-1} \rangle_{JM} - E_n \delta_{a'b'^{-1}, ab^{-1}} \right] \chi_{ab^{-1}}^J = 0 \quad (4)$$

where the matrix element of the Hamiltonian is abbreviated by

$$\langle a'b'^{-1}|H|ab^{-1}\rangle_{JM} \equiv \langle \Phi(a'b'^{-1})_{JM}|H|\Phi(ab^{-1})_{JM}\rangle \quad (5)$$

Up to here the discussion of particle-hole states concerned identical particles, i.e. the isospin label (T) has not been considered. One can generalize equation (4) and include isospin to obtain [2]:

$$\sum_{ab} \left[ \langle a'b'^{-1}|H|ab^{-1}\rangle_{JMTT_z} - E_n \delta_{a'b'^{-1}, ab^{-1}} \right] \chi_{ab^{-1}}^{JT} = 0 \quad (6)$$

Diagonalization of equation (6) yields the energy eigen values  $E_n$  and the amplitudes  $\chi_{ab^{-1}}^{JT}$ .

The matrix element of the Hamiltonian is given by [3]:

$$\langle a'b'^{-1}|H|ab^{-1}\rangle_{JMTT_z} = (e_{a'} - e_{b'})\delta_{aa'}, \delta_{bb'} + \langle a'b'^{-1}|V|ab^{-1}\rangle_{JMTT_z} \quad (7)$$

where  $e_{a'} - e_{b'}$ , is the unperturbed energy of the particle-hole pair  $a'b'^{-1}$ , obtained from energies in nuclei with  $A \pm 1$  particles. The matrix element of the residual interaction  $V$  is given by [3]:

$$\begin{aligned} \langle a'b'^{-1}|V|ab^{-1}\rangle_{JMTT_z} = & - \sum_{J'T'} (2J'+1)(2T'+1) \begin{Bmatrix} j_{a'} & j_b & J' \\ j_a & j_{b'} & J \end{Bmatrix} \\ & \times \begin{Bmatrix} \frac{1}{2} & \frac{1}{2} & T \\ \frac{1}{2} & \frac{1}{2} & T' \end{Bmatrix} \langle a'b|V|ab'\rangle_{J'T'} \end{aligned} \quad (8)$$

so, the matrix element for particle-hole states coupled to  $J, T$  are given by a sum of the particle-particle matrix elements coupled to different values  $J', T'$ .

The residual interaction given by the modified surface delta interaction (MSDI) is used in this work and equation (8) becomes [3]:

$$\begin{aligned}
\langle a'b'^{-1} | V | a b^{-1} \rangle_{JMTT_z} &= \frac{1}{4} (-1)^{n_{a'}+n_{b'}+n_a+n_b} \\
&\times \sqrt{(2j_{a'}+1)(2j_{b'}+1)(2j_a+1)(2j_b+1)} (-1)^{j_{b'}+j_b+\ell_{a'}+\ell_{b'}+J+T} \\
&\times \left\{ \left[ A_0 \{1 + 2(-1)^{\ell_b+\ell_a+J}\} + A_1 \{1 + 2(-1)^T\} \right] \begin{pmatrix} j_{a'} & j_{b'} & J \\ \frac{1}{2} & -\frac{1}{2} & 0 \end{pmatrix} \right. \\
&\times \begin{pmatrix} j_b & j_a & J \\ \frac{1}{2} & -\frac{1}{2} & 0 \end{pmatrix} + (-1)^{\ell_{b'}+\ell_a+j_{b'}+j_a} \left[ A_0 - A_1 \{1 + 2(-1)^T\} \right] \\
&\times \begin{pmatrix} j_{a'} & j_{b'} & J \\ \frac{1}{2} & \frac{1}{2} & -1 \end{pmatrix} \begin{pmatrix} j_b & j_a & J \\ \frac{1}{2} & \frac{1}{2} & -1 \end{pmatrix} \left. \right\} \delta_{\ell_{a'}+\ell_a+\ell_{b'}+\ell_b}^{even} - [C + B\{1 + 2(-1)^T\}] \delta_{a'a} \delta_{b'b}
\end{aligned}
\tag{9}$$

where  $A_0$ ,  $A_1$ ,  $B$ , and  $C$  are the strength parameters of the (MSDI) obtained from fits to experimental spectra in various mass regions [3].

Once the secular matrix equation (6) has been diagonalized and the amplitudes have been obtained, the matrix elements of the multipole operators  $T_J$  are given in terms of the single particle matrix elements by [1]:

$$\langle \Psi_J \| T_{J t_z} \| \Psi_0 \rangle = \sum_{ab} \chi_{ab^{-1}}^{J t_z} \langle a \| T_{J t_z} \| b \rangle
\tag{10}$$

where  $t_z = 1/2$  for protons and  $-1/2$  for neutrons. The amplitudes  $\chi_{ab^{-1}}^{J t_z}$  can be written in terms of the amplitudes  $\chi_{ab^{-1}}^{JT}$  in isospin space as [3]

$$\chi_{ab^{-1}}^{J t_z} = (-1)^{T_f - T_i} \left[ \begin{pmatrix} T_f & 0 & T_i \\ -T_z & 0 & T_z \end{pmatrix} \sqrt{2} \frac{\chi_{ab^{-1}}^{JT=0}}{2} + 2t_z \begin{pmatrix} T_f & 1 & T_i \\ -T_z & 0 & T_z \end{pmatrix} \sqrt{6} \frac{\chi_{ab^{-1}}^{JT=1}}{2} \right]
\tag{11}$$

where

$$T_z = \frac{Z - N}{2}$$

The single particle matrix elements of The electron scattering operator  $T_J^\eta$  are those of reference [4] with  $\eta$  selects the longitudinal (L), transverse electric ( $E\ell$ ) and transverse magnetic (M) operators, respectively. Electron scattering form factors involving angular momentum transfer J is given by [4]:

$$\left| F_J^\eta(q) \right|^2 = \frac{4\pi}{Z^2(2J_i + 1)} \left| \left\langle \Psi_{J_f} \left\| T_{J_{t_z}}^\eta \right\| \Psi_{J_i} \right\rangle \right|^2 \left| F_{c.m.}(q) \right|^2 \left| F_{f.s.}(q) \right|^2 \quad (12)$$

where  $J_i = 0$  and  $J_f = J$  for closed shell nuclei and q is the momentum transfer. The last two terms in equation (12) are the correction factors for the center of mass motion (*c.m*) and the finite nucleon size (*f.s*) [4]. The total inelastic electron scattering form factor is defined as [2]

$$\left| F_J(q, \theta) \right| = \left| F_J^L(q) \right|^2 + \left[ \frac{1}{2} + \tan^2(\theta/2) \right] \left| F_J^{Tr}(q) \right|^2 \quad (13)$$

where  $\left| F_J^{Tr}(q) \right|^2$  is the transverse electric or transverse magnetic form factors.

### 3. Results and Discussion

The ground state of  $^{12}\text{C}$  is assumed to form closed  $1s_{1/2}$  and  $1p_{3/2}$  subshells, and all possible configurations obtained by promoting particles from the  $1s_{1/2}$  and  $1p_{3/2}$  oscillator shells to the next  $1p_{1/2}$ ,  $2s-1d$  and  $2p-1f$  oscillator shells are

retained. The resulting particle-hole states are listed in table (1) and table (2) together with the values of  $J^\pi$ , for the positive and negative parity states, respectively. The configuration energies  $e_a-e_b$  of these states from the spectra of  $^{13}\text{C}$  and  $^{11}\text{C}$  [5] are also given in these tables.

Higher configurations are included in the calculations when the ground state is considered as a mixture of the  $\left| (1s_{1/2})^4 (1p_{3/2})^8 \right\rangle$  and  $\left| (2s_{1/2})^4 (2p_{3/2})^8 \right\rangle$  states. The excited states is also assumed as a mixture of the particle-hole configurations,  $\left| a_1 b_1^{-1} \right\rangle$ ,  $\left| a_2 b_2^{-1} \right\rangle$ ,  $\left| a_2 b_1^{-1} \right\rangle$  and  $\left| a_2 b_2^{-1} \right\rangle$  where  $\left| a_1 \right\rangle = \left| a \right\rangle = \left| n_a \ell_a j_a \right\rangle$ ,  $\left| a_2 \right\rangle = \left| a \right\rangle = \left| n_a + 1 \ell_a j_a \right\rangle$ ,  $\left| b_1 \right\rangle = \left| b \right\rangle = \left| n_b \ell_b j_b \right\rangle$  and  $\left| b_2 \right\rangle = \left| b \right\rangle = \left| n_b + 1 \ell_b j_b \right\rangle$ .

The configurations which include the higher configurations is called the extended space configurations.

The matrix element given in equation (10) is called the model space matrix element, when a and b are defined by the given in tables (1) and (2) for the positive and negative states, respectively. The extended space matrix element becomes

$$\begin{aligned} \langle \Psi_J \| T_{J t_z} \| \Psi_0 \rangle = & \sum_{a_1 b_1} \chi_{a_1 b_1^{-1}}^{J t_z} \langle a_1 \| T_{J t_z} \| b_1 \rangle + \sum_{a_1 b_2} \chi_{a_1 b_2^{-1}}^{J t_z} \langle a_1 \| T_{J t_z} \| b_2 \rangle \\ & + \sum_{a_2 b_1} \chi_{a_2 b_1^{-1}}^{J t_z} \langle a_2 \| T_{J t_z} \| b_1 \rangle + \sum_{a_2 b_2} \chi_{a_2 b_2^{-1}}^{J t_z} \langle a_2 \| T_{J t_z} \| b_2 \rangle \end{aligned}$$

where

$$\begin{aligned}
\chi_{a_1 b_1^{-1}}^{J t_z} &= C_1 \chi_{a b^{-1}}^{J t_z} \\
\chi_{a_1 b_2^{-1}}^{J t_z} &= C_2 \chi_{a b^{-1}}^{J t_z} \\
\chi_{a_2 b_1^{-1}}^{J t_z} &= C_3 \chi_{a b^{-1}}^{J t_z} \\
\chi_{a_2 b_2^{-1}}^{J t_z} &= C_4 \chi_{a b^{-1}}^{J t_z}
\end{aligned}$$

The values of the amplitudes  $\chi_{ab^{-1}}^{J t_z}$  are obtained from the diagonalization of equation (6) and are listed in table (3) and table (4) for the positive and negative parity states, respectively using the modified surface delta interaction (MSDI) with the strength parameters given by  $A_0=0.8$  MeV,  $A_1=1.0$  MeV,  $B=0.7$  MeV and  $C=-0.3$  MeV [3].

Experimentally the states  $1^+$ ,  $2^+$  and  $2^-$  are found at 15.11 MeV, 16.11 MeV and 16.58 MeV, respectively [6]. We obtain the values 15.54 MeV, 15.49 MeV and 18.19 MeV for the states  $1^+$ ,  $2^+$  and  $2^-$ , respectively.

The  $1^+$  (15.11 MeV), M1 form factor is shown in Fig.(1). The dashed curve represents the calculations with the amplitudes  $\chi^s$  reduced by a factor 2, to agree with the low q data [1]. The single-particle matrix elements are calculated with the harmonic oscillator wave functions with oscillator parameter  $b=1.64$  fm to agree with the elastic form factor determination [9]. A best fit to the M1 form factor data was obtained by Hicks *et al.* [6] with  $b=1.67$  fm. Karataglidis *et al.* [7], adopted the value 1.7 fm in describing the form factors for the  $0 \rightarrow 2^+$  (4.44 MeV and 16.11 MeV) transitions in  $^{12}\text{C}$ . The low momentum transfer data for the 15.11 MeV,  $1^+$  state were fitted with  $b=1.9$  fm [8]. This  $b$  value was adopted also by Donnelly [1], to describe the M1 form factors up to momentum transfer  $1.4 \text{ fm}^{-1}$ . In our work we fix the value of  $b=1.64$  fm and trying to find other contributions that can describe the experimental form factors. When the M1 form factor is calculated with the extended space configurations, the



result is shown by the solid curve in Fig.1. The values of the parameters  $C$ 's are given in table (5). The data are very well described up to momentum-transfer  $1.7 \text{ fm}^{-1}$ , and the form factor is shifted to agree with the location of the experimental diffraction minimum. The calculated form factor decreases too steeply compared to the data at high  $q$  values. All previous theoretical treatments showed this behavior. Our results are consistent with those of Sato *et al.* [9], where the meson exchange current was included but showed a minor contribution.

The Coulomb  $C2$  and the transverse  $E2$  form factors are shown in Fig.2 and Fig. 3, respectively. The amplitudes  $\chi$  have to be reduced also by a factor 2 to fit the low  $q$  data. The coulomb form factor is calculated with core-polarization effects by introducing effective charges [10] for the protons (1.2 e) and for the neutrons (0.54 e). With these effective charges, the experimental data are very well described for the region of the momentum transfer  $q \leq 2.2 \text{ fm}^{-1}$ . Same agreement are obtained for the  $E2$  form factor.

The transverse  $M2$  form factor for the excitation to the  $2^-$ , 16.58 MeV state are shown in Fig. 4. The dashed curve represents the model space calculations with  $b=1.64 \text{ fm}$ , where the data can not be satisfactory described, especially in the region of the low  $q$  values. Due to the absence of an accepted model, Hicks *et al.* [6] used a simple phenomenological procedure to interpret the data. In our work the data are well described using the extended space configurations and  $b=1.5 \text{ fm}$ . The amplitudes  $\chi$  are quenched by 86 %. The results are consistent with that of Hicks *et al.* [6], a diffraction minimum is obtained at  $q \approx 0.6 \text{ fm}^{-1}$ . The values of the parameters  $C$ 's are given in table (5).

#### 4. Conclusion

Good agreement is obtained in comparing the form factors for group of single-particle-hole states with the experimental data. The amplitudes of the transition to the positive-parity states considered in this work have to be reduced by a factor of 2 to describe the low  $q$  data. The form factors for the odd-parity particle-hole states are in reasonable agreement with the experiment and need a reduction factor of 1.16 in the amplitudes  $\chi$  to yield excellent agreement. Higher configurations are necessary to improve the agreement with the low  $q$  values of the form factors.

Table (1): The unperturbed energies of the particle-hole positive parity states and the possible  $J$ ,  $T=1$  values in  $^{12}\text{C}$ .

Particle-hole configuration $  a b^{-1} \rangle$	Particle-hole configuration energies ( $e_a - e_b$ ) MeV	$J$
$(1p_{1/2}) (1p_{3/2})^{-1}$	13.77	1, 2
$(1d_{5/2}) (1s_{1/2})^{-1}$	33.90	2, 3
$(2s_{1/2}) (1s_{1/2})^{-1}$	33.14	0, 1
$(1d_{1/2}) (1s_{1/2})^{-1}$	38.38	1, 2
$(1f_{7/2}) (1p_{3/2})^{-1}$	25.74	2, 3, 4, 5
$(2p_{3/2}) (1p_{3/2})^{-1}$	27.37	0, 1, 2, 3
$(1f_{5/2}) (1p_{3/2})^{-1}$	34.17	1, 2, 3, 4
$(2p_{1/2}) (1p_{3/2})^{-1}$	33.37	1, 2

Table (2): The unperturbed energies of the particle-hole negative parity states and the possible J, T=1 values in  $^{12}\text{C}$ .

Particle-hole Configuration $  a b^{-1} \rangle$	Particle-hole configuration energies ( $e_a - e_b$ ) MeV	J
$(1p_{1/2}) (1s_{1/2})^{-1}$	30.05	0, 1
$(1d_{5/2}) (1p_{3/2})^{-1}$	17.62	1, 2, 3, 4
$(1d_{3/2}) (1p_{3/2})^{-1}$	22.11	0, 1, 2, 3
$(2s_{1/2}) (1p_{3/2})^{-1}$	16.86	1, 2
$(1f_{7/2}) (1s_{1/2})^{-1}$	42.02	3, 4
$(2p_{3/2}) (1s_{1/2})^{-1}$	43.65	1, 2
$(1f_{5/2}) (1s_{1/2})^{-1}$	50.45	2, 3
$(2p_{1/2}) (1s_{1/2})^{-1}$	49.65	0, 1

Table (3): Energies and amplitudes  $\chi^{JT}$  for  $J^+ T=1$  states.

Particle-hole configuration $  a b^{-1} \rangle$	$E(1^+)=15.54 \text{ MeV}$ $\chi^{11}$	$E(2^+)=15.54 \text{ MeV}$ $\chi^{21}$
$(1p_{1/2}) (1p_{3/2})^{-1}$	0.99671	0.99774
$(1d_{5/2}) (1s_{1/2})^{-1}$	0.00000	0.00321
$(2s_{1/2}) (1s_{1/2})^{-1}$	0.03900	0.00000
$(1d_{1/2}) (1s_{1/2})^{-1}$	0.01378	0.03724
$(1f_{7/2}) (1p_{3/2})^{-1}$	0.00000	0.00892
$(2p_{3/2}) (1p_{3/2})^{-1}$	0.05340	-0.01953
$(1f_{5/2}) (1p_{3/2})^{-1}$	0.01823	0.03449
$(2p_{1/2}) (1p_{3/2})^{-1}$	0.04104	0.03828

Table (4): Energies and amplitudes  $\chi^{JT}$  for  $2^-$  T=1 states.

Particle-hole Configuration $  a b^{-1} \rangle$	E( $2^-$ )=18.19 MeV $\chi^{21}$
$(1p_{1/2}) (1s_{1/2})^{-1}$	0.00000
$(1d_{5/2}) (1p_{3/2})^{-1}$	-0.54940
$(1d_{3/2}) (1p_{3/2})^{-1}$	-0.03147
$(2s_{1/2}) (1p_{3/2})^{-1}$	0.83484
$(1f_{7/2}) (1s_{1/2})^{-1}$	0.00000
$(2p_{3/2}) (1s_{1/2})^{-1}$	0.01049
$(1f_{5/2}) (1s_{1/2})^{-1}$	0.02690
$(2p_{1/2}) (1s_{1/2})^{-1}$	0.00000

Table (5): The values of the parameters C's used in the extended space calculations.

$J^\pi$	C <sub>1</sub>	C <sub>2</sub>	C <sub>3</sub>	C <sub>4</sub>
$1^+$	0.92	-0.27	-0.27	0.078
$2^-$	-0.92	0.27	-0.27	0.078

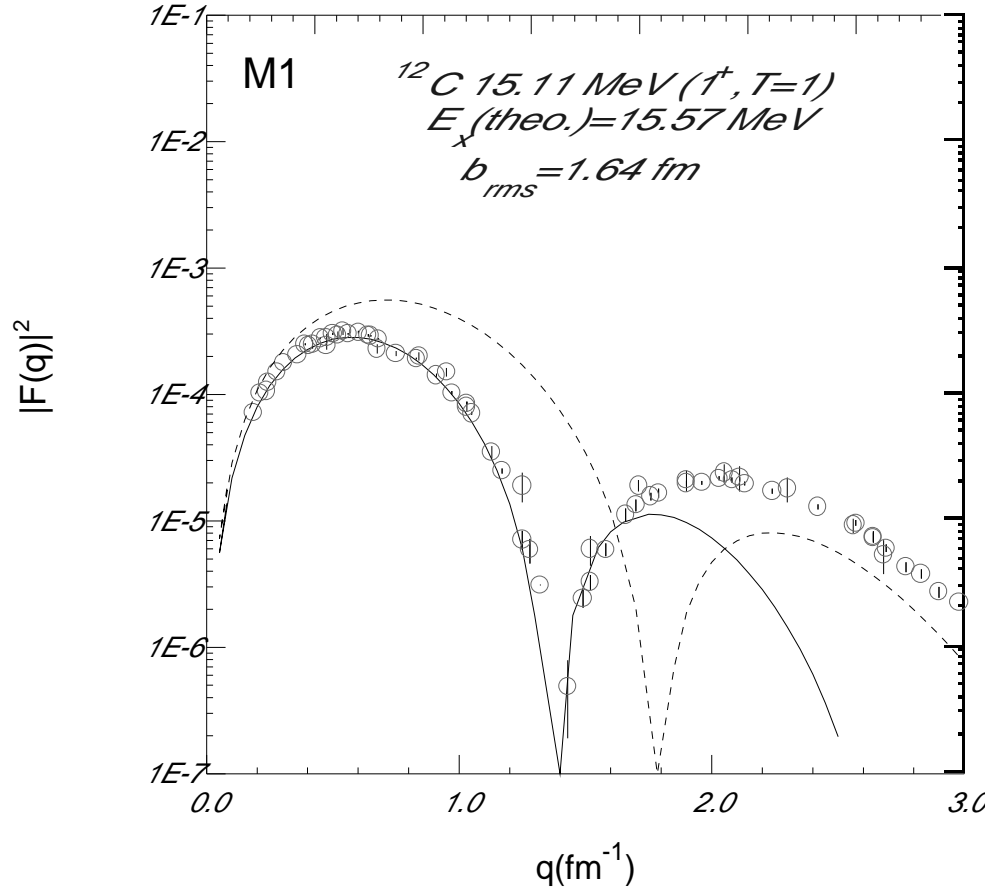


Fig (1): Form factor for the M1 transition to the ( $1^+$ , 1) 15.57 MeV state compared with the experimental data taken from Ref [5].

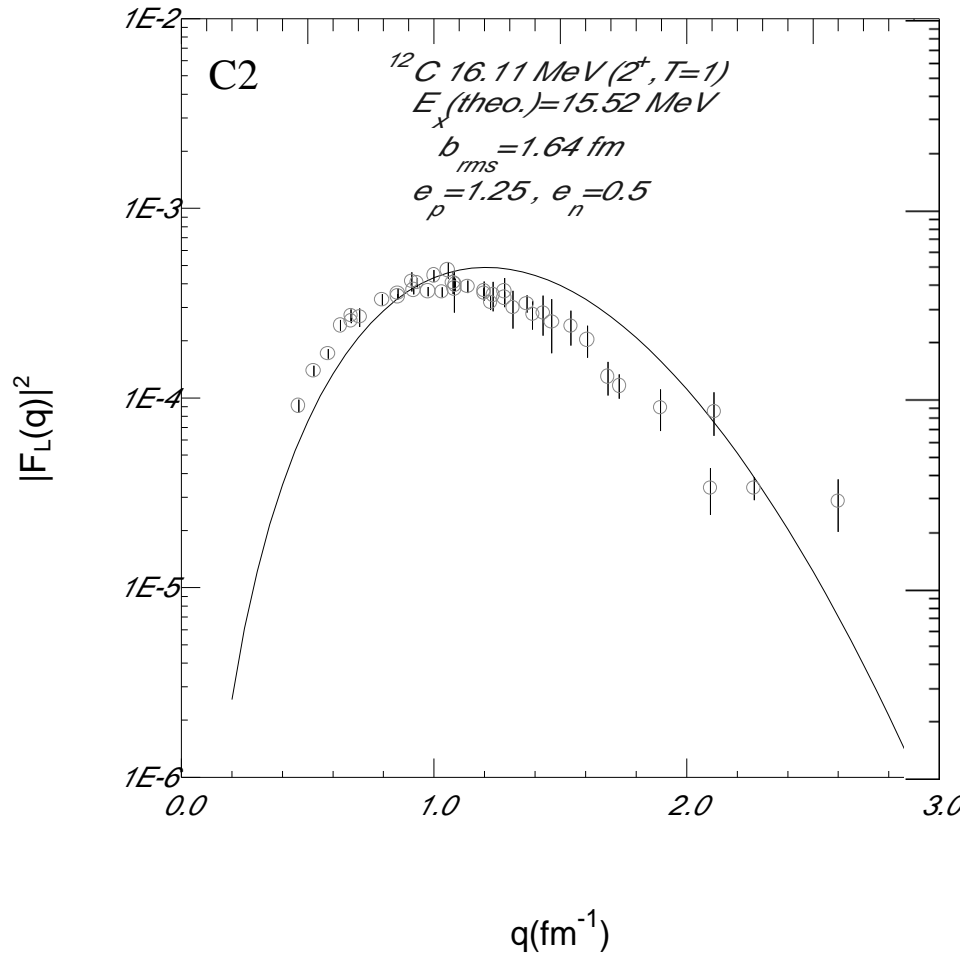


Fig (2): Longitudinal form factor for the C2 transition to the  $(2^+, 1)$  16.49 MeV state compared with the experimental data taken from Ref [11].

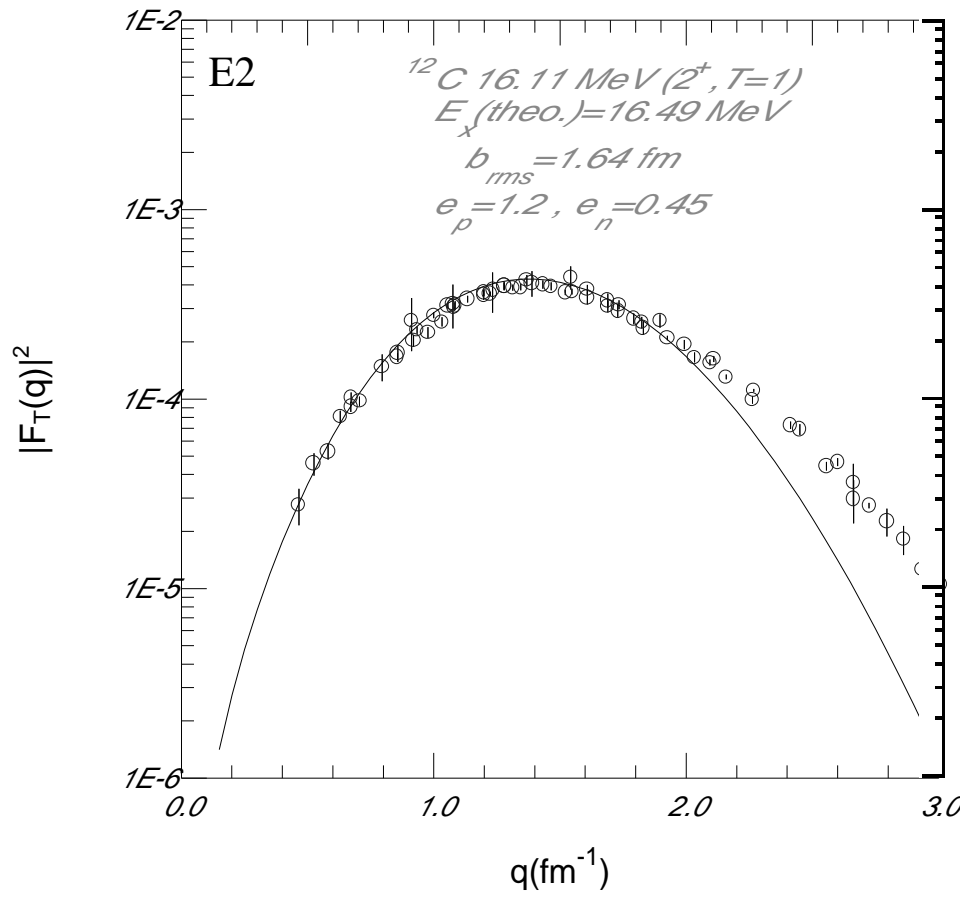


Fig (3): Transverse electric form factor for the  $E2$  transition to the  $(2^+, 1)$  16.49 MeV state compared with the experimental data taken from Ref [11].



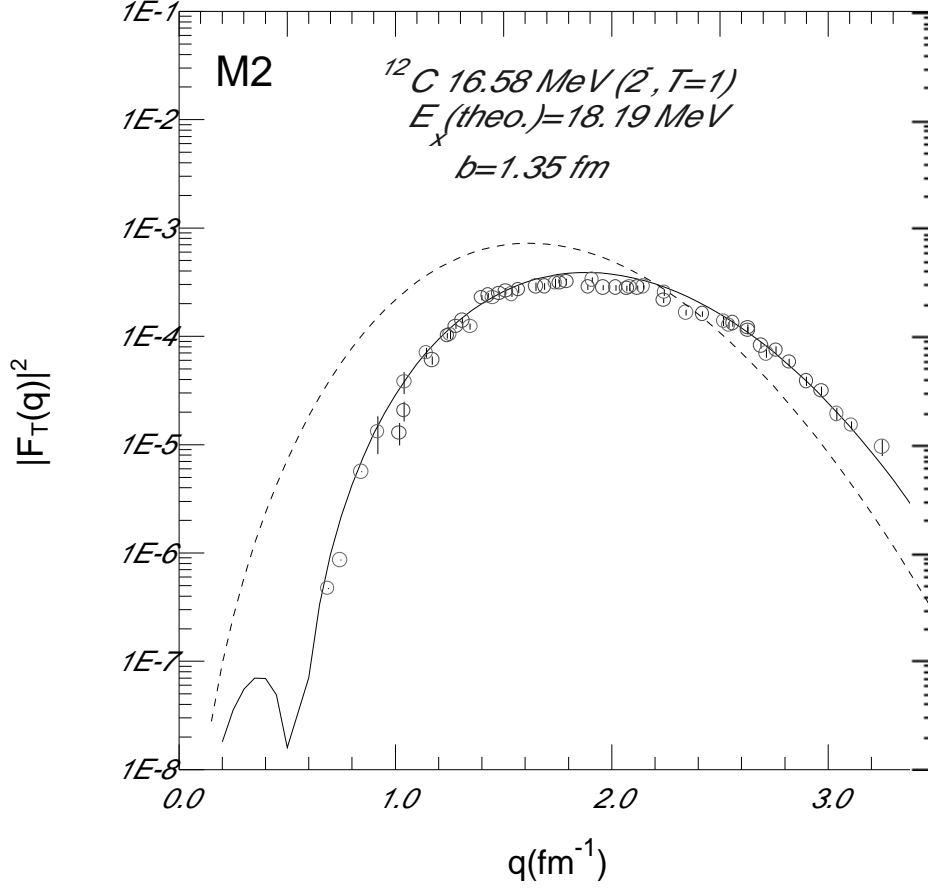


Fig (4): Transverse magnetic form factor for the M2 transition to the  $(2^-, 1)$  18.19 MeV state compared with the experimental data taken from Ref [5].

## Acknowledgment

I would like to acknowledge The Abdus Salam International Center for Theoretical Physics (ICTP) for the finical support for this visit.

## References

- [1] T. W. Donnelly, Phys. Rev. **C1**, (1970) 833.
- [2] T. deForest, Jr. and J. D. Walecka, Adv. Phys. **15** (1966) 1.
- [3] P. J. Brussaard and P. W. M. Glaudemans, "*Shell-Model Applications in Nuclear Spectroscopy*." North Holland Publishing company, North Holland, 1977.
- [4] B. A. Brown, B. H. Wildenthal, C. F. Williamson, F. N. Rad, S. Kowalski, H. Cronnel, J. T. Ó Brien, Phys. Rev. C **32** (1985) 1127.
- [5] U. Deutschmann, G. Lahm, R. Neuhausen and J. C. Bergstrom, Nucl. Phys. **A 411** (1983) 337.
- [6] R. S. Hicks, R. L. Huffman, R. A. Lindgren, G. A. Peterson, M. A. Plum and J. Button-Shafer, Phys. Rev. **C 36** (1987) 485.
- [7] S. Karataglidis, P. Halse and K. Amos, Phys. Rev. **C 51** (1995) 2494.
- [8] F. Gudden, Phys. Lett. **10**, (1964) 313.
- [9] T. Sato, K. Koshigiri, and H. Ohtsubo, Z. Phys. **A 320** (1985) 507.
- [10] B. A. Brown, R. A. Radhi and B. H. Wildenthal, Phys. Rep. **101** (1983) 311.
- [11] L. Tiator, C. Bennhold and R. Nehausen, Nucl. Phys. **A 501** (1989) 751.