

Hyperon production in near threshold nucleon-nucleon collisions

Radhey Shyam

¹*Saha Institute of Nuclear Physics, Kolkata, India*

(Dated: May 24, 2019)

Abstract

We study the mechanism of the associated Λ -kaon and Σ -kaon production in nucleon-nucleon collisions over an extended range of near threshold beam energies within an effective Lagrangian model, to understand of the new data on $pp \rightarrow p\Lambda K^+$ and $pp \rightarrow p\Sigma^0 K^+$ reactions published recently by the COSY-11 collaboration. In this theory, the hyperon production proceeds via the excitation of $N^*(1650)$, $N^*(1710)$, and $N^*(1720)$ baryonic resonances. Interplay of the relative contributions of various resonances to the cross sections, is discussed as a function of the beam energy over a larger near threshold energy domain. Predictions of our model are given for the total cross sections of $pp \rightarrow p\Sigma^+ K^0$, $pp \rightarrow n\Sigma^+ K^+$, and $pn \rightarrow n\Lambda K^+$ reactions.

PACS numbers: 13.60.*Le*, 13.75.*Cs*, 11.80. $-m$, 12.40.*Vv*

Dedicated experiments performed recently at the Cooler Synchrotron (COSY) facility at the Forschungszentrum, Jülich, have led to the accumulation of high quality data on associated hyperon production in close-to-threshold proton-proton (pp) collisions [1, 2, 3, 4, 5]. Strangeness production reactions are expected to provide information on the manifestation of quantum chromodynamics (QCD) in the non-perturbative regime of energies larger than those of the low energy pion physics where the low energy theorem and partial conservation of axial current (PCAC) constraints provide a useful insight into the relevant physics [6]. The strangeness quantum number introduced by this reaction leads to new degrees of freedom in this domain which are likely to probe the admixture of $\bar{s}s$ quark pairs in the nucleon wave function [7]. At the near threshold beam energies, the final state interaction (FSI) effects among the outgoing particles are significant. Therefore, the new set of data are expected to probe also the hyperon-nucleon and hyperon-strange meson interactions (see, e.g., Refs. [8, 9]).

A very interesting result of the studies performed by the COSY-11 collaboration is that the ratio (R) of the total cross sections for the $pp \rightarrow p\Lambda K^+$ and $pp \rightarrow p\Sigma^0 K^+$ reactions at the same excess energy (ϵ) [defined as $\epsilon = \sqrt{s} - m_p - m_Y - m_K$, with m_p , m_Y , and m_K being the masses of proton, hyperon (Y), and kaon, respectively, and \sqrt{s} the invariant mass of the collision], is about 28^{+6}_{-9} for $\epsilon < 13$ MeV [2]. This result is very intriguing because if the reaction mechanisms leading to these two channels are analogous to each other, this ratio should be about 3 which is the case for the data taken at higher beam energies [10].

In an earlier work [11], the near threshold data for $pp \rightarrow p\Lambda K^+$ and $pp \rightarrow p\Sigma^0 K^+$ reactions available for $\epsilon < 13$ MeV, have been analyzed within an effective Lagrangian model (ELM) which has been developed [11, 12, 13, 14, 15] to investigate the particle production in nucleon-nucleon (NN) collisions. In this theory, the initial interaction between two incoming nucleons is modeled by an effective Lagrangian which is based on the exchange of the π , ρ , ω , and σ mesons. The coupling constants at the nucleon-nucleon-meson vertices are determined by directly fitting the T-matrices of the nucleon-nucleon (NN) scattering in the relevant energy region. The ELM uses the pseudovector (PV) coupling for the nucleon-nucleon-pion vertex which is consistent with the chiral symmetry requirement of the quantum chromodynamics [16]. The particle production proceeds via excitation of the relevant intermediate baryonic resonant states. To describe the near threshold data, the FSI effects in the final channel are included within the framework of the Watson-Migdal theory [17, 18]. ELM has

been used so far to describe the $pp \rightarrow pp\pi^0$, $pp \rightarrow pn\pi^+$ [12, 13], $pp \rightarrow pK^+Y$ [11, 14] as well as $pp \rightarrow ppe^+e^-$ [15] reactions.

In Ref. [11], $N^*(1650)$, $N^*(1710)$, and $N^*(1720)$ baryonic resonances were included as intermediate states in the ELM calculations of the total cross sections of both $pp \rightarrow p\Lambda K^+$ ($\sigma_{tot}^{p\Lambda K^+}$) and $pp \rightarrow p\Sigma^0 K^+$ ($\sigma_{tot}^{p\Sigma^0 K^+}$) reactions. In that study, it was concluded that the contributions of the $N^*(1650)$ resonance state dominate both these reactions for ϵ values below 13 MeV. It was also noted that only with contributions of this resonance state included in both $\sigma_{tot}^{p\Lambda K^+}$ and $\sigma_{tot}^{p\Sigma^0 K^+}$, can the theory explain (within a factor of 2) large values of R in this energy regime.

Recently, the COSY-11 collaboration has published [3] new data for both total cross sections for these reactions as well as their ratios in an extended beam energy regime (corresponding to $\epsilon \approx 60$ MeV). It is observed that R decrease strongly for ϵ values in the range of 10 - 20 MeV. Beyond this the slope of R is much smaller and the ratio slowly approaches to values observed at higher energies. Very recently, both COSY-11 and COSY-TOF collaborations have announced measurements of $pp \rightarrow p\Sigma^+ K^0$ and $pp \rightarrow n\Sigma^+ K^+$ reactions [19, 20]. The analyzes of the data are in progress and the numerical values for the corresponding cross sections are likely to be available soon. Furthermore, there are also proposals to measure the associated hyperon production in pn collisions. Already the ANKE collaboration has reported [21] the estimated ratio of the cross sections for $pn \rightarrow n\Lambda K^+$ and $pp \rightarrow p\Lambda K^+$ reactions at two near threshold beam energies from the analysis of the inclusive K^+ data.

The aim of this paper is to investigate how far can the trends of the data in the larger regime of near threshold energies be explained within the ELM. We would like to know if there are changes in the pattern of the relative contributions of various resonances to the total cross sections of the two reactions for ϵ values larger than 13 MeV. Furthermore, in view of the experimental activity on the $pp \rightarrow p\Sigma^+ K^0$ and $pp \rightarrow n\Sigma^+ K^+$ reactions, it would be useful to give the predictions of our model for these channels. We also give result for the ratio of $pp \rightarrow p\Lambda K^+$ and $pn \rightarrow n\Lambda K^+$ reactions at a near threshold beam energy.

In the present form of our effective Lagrangian model, the energy dependence of the cross section due to FSI is separated from that of the primary production amplitude and the total amplitude is written as [17]

$$A_{fi} = M_{fi}(pp \rightarrow pYK^+) \cdot T_{ff}, \quad (1)$$

where $M_{fi}(pp \rightarrow pYK^+)$ is the primary associated YK production amplitude, while T_{ff} describes the rescattering among the final particles which goes to unity in the limit of no FSI. This type of approach has been used extensively to describe the pion [22, 23], η -meson [24, 25, 26], associated hyperon [27], and ϕ -meson [28] production in pp collisions.

The amplitude M_{fi} is determined by following the procedure described in [14]. We consider the K^+Y production to proceed via the excitation, propagation and decay of the $N^*(1650)$, $N^*(1710)$, and $N^*(1720)$ intermediate resonant states as below 2 GeV center of mass (c.m.) energy, only these resonance have significant decay branching ratios into the KY channels. Since all the three resonances can couple to the meson-nucleon channels mentioned earlier, we require the effective Lagrangians for all the four resonance-nucleon-meson vertices corresponding to all the included resonances. For details about the effective Lagrangians for these vertices, the propagators for the exchanged mesons and intermediate resonances and expressions for various amplitudes involved in M_{fi} , we refer to [14]. The Amplitude T_{ff} has been calculated by following the Jost function [17, 18] method in the same way as discussed in Refs. [11, 13, 14]. The required effective range and scattering length parameters were the same as those used in Refs. [11, 14] (set \tilde{A} of Ref. [29]).

In the calculations of the reaction amplitudes, magnitudes and signs of all the coupling constants were taken to be the same as those given in Refs [11, 14] except for those of $N^*(1650)\Sigma K$ ($g_{N^*_{1/2-}\Sigma K}$), $N^*(1710)\Sigma K$ ($g_{N^*_{1/2+}\Sigma K}$), and $N^*(1720)\Sigma K$ ($g_{N^*_{3/2+}\Sigma K}$) vertices. Both magnitude and sign of the coupling constant $g_{N^*_{1/2-}\Sigma K}$ are uncertain as on-shell decay of $N^*(1650)$ to ΣK channel is prohibited. For $g_{N^*_{1/2+}\Sigma K}$ and $g_{N^*_{3/2+}\Sigma K}$, the uncertainty comes about because the relevant decay branching ratios are known only within a very broad range of values [30]. In Ref. [11], the magnitude of $g_{N^*_{1/2-}\Sigma K}$ was taken to be 0.45 while its sign was assigned to be negative. These were determined in a preliminary investigation [11, 31] where fits were performed to the available data on the $\pi^+p \rightarrow \Sigma^+K^+$, $\pi^-p \rightarrow \Sigma^0K^0$, and $\pi^-p \rightarrow \Sigma^-K^+$ reactions in an effective Lagrangian coupled channels approach [32].

Subsequently, in a more rigorous study [33], all the available data for transitions from πN to five meson-baryon final states, πN , $\pi\pi N$, ηN , $K\Lambda$, and $K\Sigma$ for center of mass energies ranging from threshold to 2 GeV, were fitted simultaneously. In these analyzes all the baryonic resonances with spin $\leq \frac{3}{2}$ up to excitation energies of 2 GeV, are included as intermediate states. These studies indicate that signs of coupling constants for vertices $N^*(1650)\Sigma K$, $N^*(1710)\Sigma K$, and $N^*(1720)\Sigma K$ could be identical (see, also, Ref. [34]). We

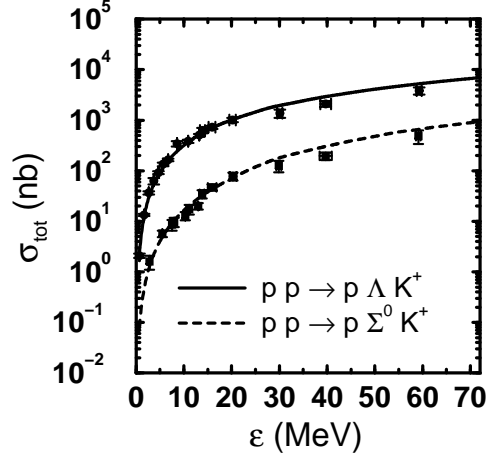


FIG. 1: Comparison of the calculated total cross sections for the $pp \rightarrow p\Lambda K^+$ (solid line) and $pp \rightarrow p\Sigma^0 K^+$ (dashed line) reactions with the corresponding experimental data which are taken from Refs. [2, 3]

found that a better fit to the hyperon production data is obtained with a positive sign for $g_{N_{1/2-}^* \Sigma K}$ (the same as those of other two $N^* \Sigma K$ vertices). Therefore, while retaining the same value for its magnitude, we have used a positive sign for $g_{N_{1/2-}^* \Sigma K}$. Furthermore, the magnitudes of the coupling constants $g_{N_{1/2+}^* \Sigma K}$ and $g_{N_{3/2+}^* \Sigma K}$ are updated to values which are more in line with the recommendations of Refs. [30, 33, 34] (7.439 and 3.065, respectively).

In Fig 1, we show ϵ dependence of $\sigma_{tot}^{p\Lambda K^+}$ and $\sigma_{tot}^{p\Sigma^0 K^+}$. It is clear that the calculated cross sections (which are the coherent sum of all the resonance excitations and meson exchange processes as described earlier), are in good agreement with the data of the COSY-11 collaboration in the entire energy range. FSI effects are crucially important for both the cases, even though they are somewhat weaker in the $p - \Sigma^0$ channel as compared to the $p - \Lambda$ one. Therefore, near negligible $p - \Sigma^0$ FSI effects inferred in Ref. [3], from an analysis of the data in terms of the parameterization given in Ref. [35], seems to be unrealistic. The extended energy domain data of COSY-11 collaboration do indeed put constraints on the Y -nucleon interaction as we noted that the data in the entire energy range can be satisfactorily explained only with set (\tilde{A}) out of several sets of effective range and scattering length

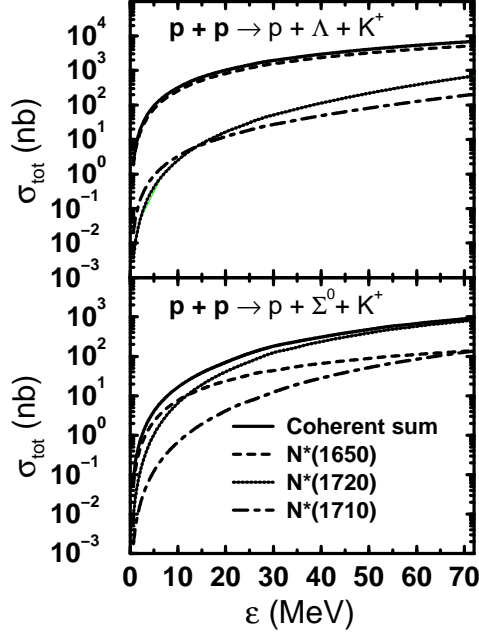


FIG. 2: Contributions of $N^*(1650)$ (dashed line), $N^*(1710)$ (dashed-dotted) and $N^*(1720)$ (dotted line) baryonic resonances to the total cross section for $pp \rightarrow p\Lambda K^+$ (upper panel) and $pp \rightarrow p\Sigma^0 K^+$ (lower panel) reactions. Their coherent sum is shown by solid lines.

parameters for the hyperon-nucleon interaction given in Ref. [29].

The individual contributions of various nucleon resonances to $\sigma_{tot}^{p\Lambda K^+}$ and $\sigma_{tot}^{p\Sigma^0 K^+}$ are shown in Fig. 2. We note that in both the cases, the cross sections are dominated by the contributions from the $N^*(1650)$ resonance excitation for $\epsilon \leq 13$ MeV which was the energy range of the earlier COSY-11 data [2]. This is in agreement with the observations made in Ref. [11]. Since $N^*(1650)$ is the lowest energy baryonic resonance which can decay into YK^+ channels, its dominance is to be expected in these reactions at very close-to-threshold beam energies [35]. In this energy regime, the relative dominance of various resonances is determined by the dynamics of the reaction where a difference of about 60 MeV in excitation energies of $N^*(1650)$ and $N^*(1710)$ resonances plays a crucial role.

However, for ϵ values beyond 15 MeV, while the $pp \rightarrow p\Lambda K^+$ reaction continues to be dominated by $N^*(1650)$ resonance, the $pp \rightarrow p\Sigma^0 K^+$ reaction gets significant contributions also from higher mass resonances. In fact, $N^*(1720)$ resonance dominates this channel for $\epsilon > 30$ MeV. Simple kinematics suggests that for a resonance intermediate state to contribute significantly to the cross section, the values of ϵ should be $< Q [= m_{N^*} + \Gamma_{N^*}/2 -$

$m_Y - m_K$, where m_{N^*} and Γ_{N^*} are the mass and the width of the resonance, respectively]. For $N^*(1650)$, the values of Q are 38 MeV and 115 MeV for $pp \rightarrow p\Sigma^0 K^+$ and $pp \rightarrow p\Lambda K^+$ reactions, respectively. Therefore, the range of ϵ in which this resonance should be contributing significantly to the $pp \rightarrow p\Sigma^0 K^+$ reaction is expected to be quite narrow as compared to that for the $pp \rightarrow p\Lambda K^+$ case. In this context, it would be worthwhile to note that in the recent Dalitz plot analyzes of data on the $pp \rightarrow p\Lambda K^+$ reaction by the COSY-TOF collaboration (see, eg., Refs. [20, 36]), it has been observed that even at the beam momentum of 2.85 GeV/c ($\epsilon \approx 171$ MeV), this reaction is dominated by contributions from the $N^*(1650)$ resonance excitation. Similar analysis of the $pp \rightarrow p\Sigma^0 K^+$ reaction would be very instructive and useful.

The role of the $N^*(1650)$ resonance excitation in describing the $pp \rightarrow p\Sigma^0 K^+$ reaction at very close-to-threshold energies, is further highlighted in Fig. 3 where we have shown $\sigma_{tot}^{p\Sigma^0 K^+}$ (upper panel) and the ratio R (lower panel) as a function of ϵ , with and without the contribution of $N^*(1650)$ resonance states included in the calculations of $\sigma_{tot}^{p\Sigma^0 K^+}$. It is clear that without $N^*(1650)$ contributions, $\sigma_{tot}^{p\Sigma^0 K^+}$ is underpredicted roughly by an order of magnitude for ϵ values very close to the production threshold. On the other hand, as ϵ increases beyond 15 MeV the contributions of this resonance become increasingly less important.

This trend of $\sigma_{tot}^{p\Sigma^0 K^+}$ is directly reflected in the behavior of R . As can be seen in the lower panel of Fig. 3, for $\epsilon < 20$ MeV, R is overpredicted by factors ranging from 8 to 4 if $N^*(1650)$ contributions are not included in $\sigma_{tot}^{p\Sigma^0 K^+}$. Due to reducing significance of $N^*(1650)$ contributions to $\sigma_{tot}^{p\Sigma^0 K^+}$ with increasing ϵ , the difference between the two calculations narrows down for larger values of ϵ . Therefore, the smaller values of R at relatively larger beam energies are due to differences in the resonance contribution pattern. In this regime, $N^*(1720)$ and $N^*(1710)$ resonances play a different and relatively more dominant role for both these reactions. Therefore, this is yet another example of the sensitivity of the COSY-11 data to the details of the dynamics of resonance contributions. It should also be mentioned here that our full calculations are able to explain main features of the energy dependence of R .

Some authors [37, 38] have used a different picture to understand these data. In the calculations reported by the Jülich group [37], the initial NN collisions are modeled in terms of both π and K exchange processes and the FSI effects are included in a coupled channels approach. They show that while ΛK^+ production channel is dominated by the K exchange

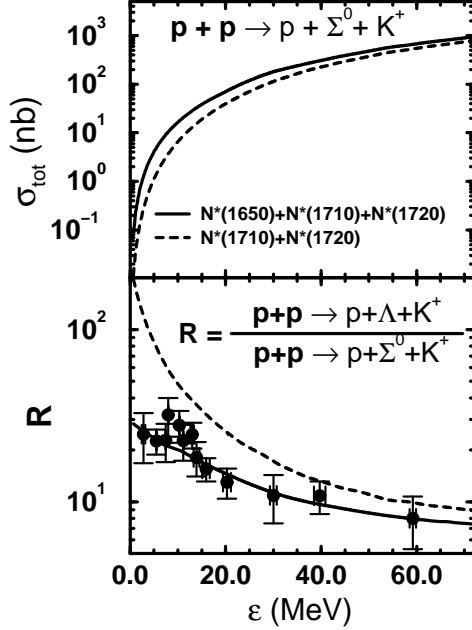


FIG. 3: Role of $N^*(1650)$ resonance in the total cross section for the $pp \rightarrow p\Sigma^0 K^+$ reaction (upper panel) and in the ratio of the $pp \rightarrow p\Lambda K^+$ and $pp \rightarrow p\Sigma^0 K^+$ reactions (lower panel) as a function of excess energy. The solid lines show the results of full calculations (with all the three resonance state contributions included) while the dashed lines are the ones obtained without the $N^*(1650)$ resonance contributions in the cross sections for the $pp \rightarrow p\Sigma^0 K^+$ reaction. The data are from Refs [2, 3].

mechanism, both π and K exchange diagrams contribute with almost equal strength to the $\Sigma^0 K^+$ channel. With the assumption of a destructive interference between the two amplitudes, this model is able to explain the large R for ϵ values very close to the production threshold. In the calculations reported in Ref. [38] too the relative sign of K and π exchange terms is chosen solely by the criteria of reproducing the experimental data, although in this work the theory has been applied to describe a wider range of data including the polarization transfer results of the DISTO experiment [39] and the missing mass distribution obtained in the inclusive K^+ production measurements performed at SATURNE [40]. However, the energy dependence of R is yet to be described within both these calculations. More work on these models (e.g, including the heavy vector meson exchanges [41] and finding a way to fix the relative sign of the π and K exchange amplitudes) would be worth pursuing as it is an interesting alternative approach to the resonance excitation picture.

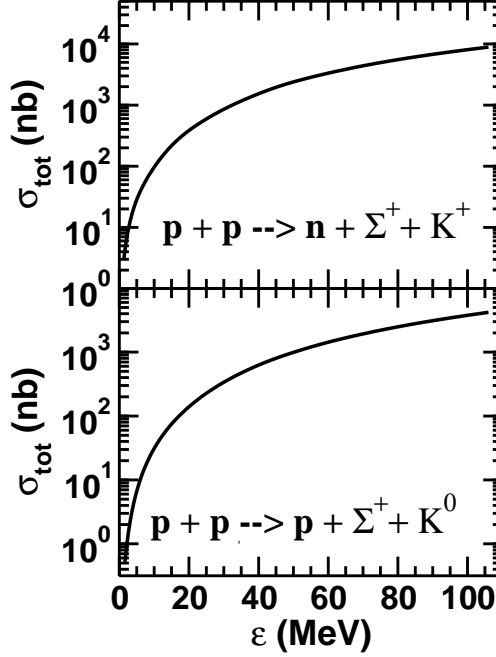


FIG. 4: Total cross sections for the $pp \rightarrow n\Sigma^+K^+$ and $pp \rightarrow p\Sigma^+K^0$ reaction as a function of the excess energy.

Recently, both COSY-11 [19] and COSY-TOF [20] collaborations have announced measurements of the total cross sections for the $pp \rightarrow n\Sigma^+K^+$ and $pp \rightarrow p\Sigma^+K^0$ reactions. The interest in the Σ^+ production channel stems also from the fact that it provides a sensitive tool to search for a possible penta quark state [5]. The total cross section data are currently being analyzed. We show in Fig. 4, the prediction of our model for these reactions. The isospin factors for different channels are shown in Table I. For $pp \rightarrow p\Sigma^0K^+$ and $pp \rightarrow p\Lambda K^+$ reactions this factor is 1 for all the graphs. Except for slightly different hyperon and strange meson masses, all other parameters were taken to be the same in these calculations as those described above. It is hoped that soon relevant data would be available to check our predictions.

We have also calculated the total cross section for the $pn \rightarrow n\Lambda K^+$ ($\sigma_{tot}^{n\Lambda K^+}$) reactions. Apart from the isospin factors (see Table 1) and Coulomb effects in the final channels, all the parameters were the same in these calculations as those used in getting $\sigma_{tot}^{p\Lambda K^+}$. The ratio of $\sigma_{tot}^{n\Lambda K^+}$ and $\sigma_{tot}^{p\Lambda K^+}$ is found to be 2.4 at the beam energy of 1.83 GeV. This compares well with the value extracted in Ref. [21] from the analysis of the inclusive K^+ production data.

TABLE I: Isospin factors for various diagrams, Isovector corresponds to π and ρ exchange graphs while isoscalar to ω and σ ones

$pn \rightarrow n\Lambda K^+$		
graph	isovector	isoscaler
direct	-1.0	-1.0
exchange	2.0	0.0
$pp \rightarrow p\Sigma^+ K^0$		
direct	$-\sqrt{2}$	$-\sqrt{2}$
exchange	$-\sqrt{2}$	$-\sqrt{2}$
$pp \rightarrow n\Sigma^+ K^+$		
direct	$2\sqrt{2}$	0
exchange	$2\sqrt{2}$	0

In summary, we have studied the $pp \rightarrow p\Lambda K^+$, $pn \rightarrow n\Lambda K^+$, $pp \rightarrow p\Sigma^0 K^+$, $pp \rightarrow n\Sigma^+ K^+$, and $pp \rightarrow p\Sigma^+ K^0$ reactions within an effective Lagrangian model in an extended regime of near threshold beam energies. The reactions proceed via the excitation of the $N^*(1650)$, $N^*(1710)$, and $N^*(1720)$ intermediate baryonic resonant states. We confirm that the $N^*(1650)$ resonant state contributes predominantly to the cross sections of all these reactions at very close-to-threshold beam energies. Therefore, in this energy regime, hyperon production reactions in nucleon-nucleon collisions provide an interesting tool for investigating the properties of this negative parity spin- $\frac{1}{2}$, isospin- $\frac{1}{2}$ resonance much the same way as the η meson production probes the lower energy $N^*(1535)$ baryonic resonance which has the same parity, spin and isospin.

The inclusion of the contributions of the $N^*(1650)$ resonance in the cross sections of the $pp \rightarrow p\Sigma^0 K^+$ reactions is essential to explain the experimentally observed large ratio of the total cross sections of $pp \rightarrow p\Lambda K^+$ and $pp \rightarrow p\Sigma^0 K^+$ reactions at very small values of the excess energies (or beam energies). This is also necessary for explaining the beam energy dependence of this ratio. This result of course assumes that the final state interaction effects in the exit channel can be accounted for by the Watson-Migdal theory.

At larger near threshold beam energies (for excess energies between 20-60 MeV), while

$pp \rightarrow p\Lambda K^+$ reaction continues to be dominated by the the $N^*(1650)$ resonance, the $pp \rightarrow p\Sigma^0 K^+$ reaction gets significant contributions also from the $N^*(1720)$ and $N^*(1710)$ resonances. A Dalitz plot analysis of the data for this reaction would be very instructive. We also give our predictions for the cross sections of the $pp \rightarrow p\Sigma^+ K^0$ and $pp \rightarrow n\Sigma^+ K^+$ reactions. It is hoped that data for these channels will soon be available so that our predictions can be tested. The calculated ratio of the total cross sections for $pp \rightarrow p\Lambda K^+$ and $pn \rightarrow n\Lambda K^+$ reactions at the beam energy of 1.83 GeV is found to be 2.4 which is very close to the value extracted in an analysis of the inclusive K^+ production data.

This work was done when the author was visiting Department of Radiation Sciences of the Uppsala University, Sweden. His stay in Uppsala was supported by the Wenner-Gren Foundation, Stockholm. He would like to thank Anders Ingemarsson for inviting him to Uppsala and for several helpful discussions. Useful conversations with Bo Höistad and Göran Fäldt are also gratefully acknowledged.

-
- [1] J. Balewski et al., Phys. Lett. B **420**, 211 (1998).
 - [2] S. Sewerin et al., Phys. Rev. Lett. **83**, 682 (1999).
 - [3] P. Kowina et. al., Eur. Phys. J. **A22**, 293 (2004).
 - [4] R. Bilger et al., Phys. Lett. B **420**, 217 (1998).
 - [5] M. Abdel-Bary et al., Phys. Lett. **B595**, 127 (2004).
 - [6] T.E.O Ericson and W. Weise, *Pions and Nuclei*, Clarendon, Oxford, 1988.
 - [7] M. Alberg, Prog. Part. Nucl. Phys. **36**, 217 (1996).
 - [8] P. Moskal, M. Wolke, A. Khokkaz, and W. Oelert, Prog. Part. Nucl. Phys. **49** (2002) 1.
 - [9] N. Kelkar and B.K. Jain, Int. J. Mod. Phys. E **9**, 431 (2000).
 - [10] *Landolt-Börnstein: Numerical Data and Functional Relationships in Science and Technology, New Series*, edited by H. schopper, I/12 (Springer, Berline, 1988).
 - [11] R. Shyam, G. Penner, and U. Mosel, Phys. Rev. C **63**, 02202 (R) (2001).
 - [12] A. Engel, R. Shyam, U. Mosel and A.K. Dutt-Majumdaer, Nucl. Phys.A **603**, 387 (1996).
 - [13] R. Shyam and U. Mosel, Phys. Lett. B **425**, 1 (1998)
 - [14] R. Shyam, Phys. Rev. C **60**, 055213 (1999).
 - [15] R. Shyam and U. Mosel, Phys. Rev. C **67**, 065202 (2003).

- [16] S. Weinberg, Phys. Rev. **166**, 1568 (1996).
- [17] M.L. Goldberger and K.M. Watson, *Collision Theory*, Wiley, New York, 1969, pp 549.
- [18] J. Gillespie, *Final-State Interaction*, Ed. K. M. Watson, Holden-Day Adv. Phys. Monographs, Holden-Day, San Francisco, 1964.
- [19] T. Rozek, et al., Int. J. Mod. Phys. **A20**, 680 (2005).
- [20] M. Bücher, Nucl. Phys. **A754**, 231c (2005).
- [21] M. Bücher et al., Eur. Phys. J. A **22**, 301 (2004).
- [22] J. Dubach, W.M. Kloet, and R.R. Silbar, Phys. Rev. C **33**, 373 (1986).
- [23] V. Bernard, N. Kaiser, and Ulf-G. Meissner, Eur. Phys. J. A **4**, 259 (1999).
- [24] A. Moalem, E. Gedalin, L. Razdolskaja, and Z. Shorer, Nucl. Phys. A **600**, 455 (1996).
- [25] B.L. Druzhinin, A.E. Kudryavtsev, and V.E. Tarasev, Z. Phys. A **359**, 205 (1997).
- [26] A. Deloff, Phys. Rev. C **69**, 035206 (2004).
- [27] A. Sibirtsev, K. Tsushima, W. Cassing, and A.W. Thomas, arXiv:ucl-th/0004022.
- [28] A.I. Titov, B. Kämpfer, and B.L. Reznik, Eur. Phys. J. A **7**, 543 (2000).
- [29] R. Reuber, K. Holinde, and J. Speth, Nucl. Phys. **A570**, 543 (1994).
- [30] S. Eidelman et al., Phys. Lett. **B592**, 1 (2004).
- [31] A. Waluyo, C. Benhold, H. Haberzettl, G. Penner, U. Mosel, and T. Mart, arXiv:nucl-th/0008023.
- [32] T. Feuster and U. Mosel, Phys. Rev. C **58**, 457 (1998) *ibid.* **59**, 460 (1999).
- [33] G. Penner and U. Mosel, Phys. Rev. C **66**, 055211 (2002); **66**, 055212 (2002).
- [34] G. Penner, Ph.D. thesis (in English), Universität Giessen, 2002.
- [35] G. Fäldt and C. Wilkin, Z. Phys. A **357**, 241 (1997).
- [36] W. K. Eyrich, Prog. Part. Nucl. Phys. **50**, 547 (2003).
- [37] A.M. Gasparian, J. Haidenbauer, C. Hanhart, L. Kondratyuk, and J. Speth, Phys. Lett. B **480**, 273 (2000).
- [38] J. M. Laget, Nucl. Phys. **A691**, 11c (2001); *ibid.*, Phys. Lett. **B359**, 24 (1991).
- [39] F. Balestra et al., Phys. Rev. Lett. **83**, 1543 (1999).
- [40] R. Siebert et al., Nucl. Phys. **A567** (1994)819.
- [41] N. Kaiser, Eur. Phys. J. A **5**, 105 (1999).