

Level excitation and transition probabilities of some nuclei in the lower fp -shell

F. A. Majeed^{1, 2, 3}

¹ *Department of Physics, College of Science, Al-Nahrain University Baghdad, IRAQ.*
and

² *The Abdul Salam International Centre for Theoretical Physics*

Abstract. Unrestricted shell model calculations in the lower fp -shell region, (for ^{46}Ti , ^{46}V and ^{46}Cr nuclei) were performed using shell model code OXBASH for Windows PC by considering 6 nucleons outside ^{40}Ca core using different model spaces. These calculations were compared with experimental level excitations (0_1^+ , 2_1^+ , 4_1^+ , 6_1^+ , 8_1^+ , 10_1^+ and 12_1^+) and transitions probabilities $B(E2\downarrow)$ for ($2_1^+ \rightarrow 0_1^+$, $4_1^+ \rightarrow 2_1^+$, $6_1^+ \rightarrow 4_1^+$, $8_1^+ \rightarrow 6_1^+$, $10_1^+ \rightarrow 8_1^+$ and $12_1^+ \rightarrow 10_1^+$). Reasonable success obtained by comparing these calculations with recently available experimental data.

PACS number(s): 23.20.Lv, 21.60.Cs, 27.40.+z

1. Introduction

The nuclear shell model has been very successful in our understanding of nuclear structure: once a suitable effective interaction is found, the shell model can predict various observables accurately and systematically. For light nuclei, there are several “standard” effective interactions such as the Cohen-Kurath [1] and the USD [2] interactions for the p and sd shells, respectively. On the other hand, in the next major shell, i.e., in the fp -shell, there were also “standard” effective interactions such as FPD6 [3] and GXPF1 [4]. The spectroscopy of nuclei, in the fp -shell region,

has been well described within the shell model framework. Extensive shell model calculations have been performed in this mass region, using several model spaces and two-body interactions, the most remarkable work of Brown and co-workers [5–11]. Because of the quite importance of the fp -shell for variety of problems in nuclear structure, such as stability/softness of the magic numbers 28, and nuclear astrophysics, such as electron capture in supernova explosions. In this paper, we report our unrestricted shell model calculations in the lower fp -shell region for the nuclei (^{46}Ti , ^{46}V and ^{46}Cr).

³ fal-ajee@ictp.it

2. Shell Model Calculations

2.1 Excitation energies

2.1.1 ^{46}Ti and ^{46}Cr

As mentioned in the earlier section, the main motivation for studying these nuclei lies in the lower fp -shell due to the importance of these in the recent applications in astrophysics and because of the spin-orbit splitting that gives rise to a sizable energy gap in the in the pf -shell between the $f_{7/2}$ orbit and the other orbits ($p_{3/2}$, $p_{1/2}$, $f_{5/2}$), producing the N or Z=28 magic number.

The calculations were carried out in the FP model space with the pf -shell POT Hamiltonian [3] using the code OXBASH [12]. The FP model space comprised of the $1p_{3/2}$, $1p_{1/2}$, $0f_{7/2}$ and $0f_{5/2}$ valence orbits outside the ^{40}Ca . The two-body matrix element (TBME) were codenamed FPD6N (FPBP interaction based on fit to the modified surface one-boson exchange potential [13]) in OXBASH. It should mention here that the same model space and same interaction used in the calculation of ^{46}Ti and ^{46}Cr and they have the same number of valence particles outside the ^{40}Ca , but the main difference is the isospin for ^{46}Ti ($T=1$) and for ^{46}Cr ($T=2$) which leads to the difference in the theoretical calculations.

Fig.1 shows the comparison of the experimental excitation energies from ^{46}Ti with the calculated values obtained using the FP model space mentioned above. As seen from the figure very good agreement is obtained for most of energy levels, but for higher J values like, 10_1^+ there is discrepancy of about (10 % keV) and for 12_1^+ about

(13% keV) as compared to the experimental values. This may be attributed to the fact that the truncation of the active model space (omission of the dominant configurations) renders the ground state less bound, resulting in the predicted excited states being pushed up in the energy.

Fig.2 shows the comparison of the calculated values with the experimental excitation energies for ^{46}Cr using FP model space excellent agreement is obtained for almost all selected energy values, but still some discrepancy appears for higher values for 10_1^+ around (4 % keV) and 12_1^+ around (2 % keV) higher than experimental values.

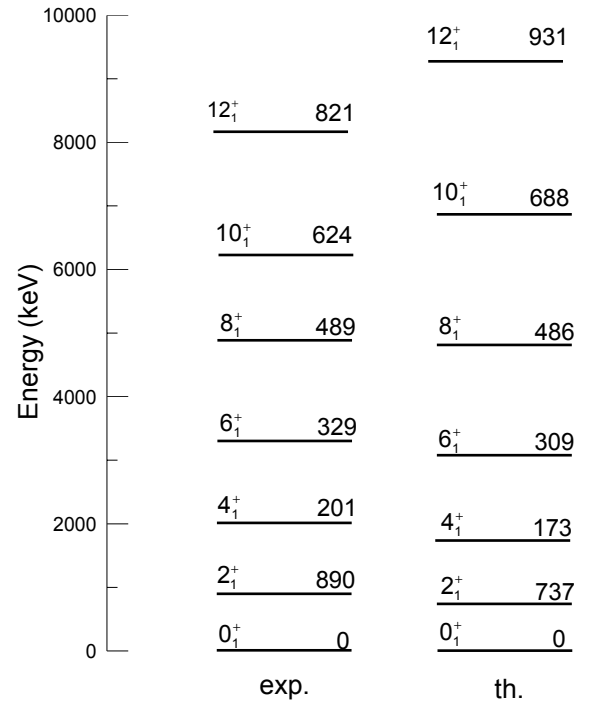


Fig. 1. Comparison of the experimental excitation energies [23] and the theoretical predictions using the FP model for ^{46}Ti .

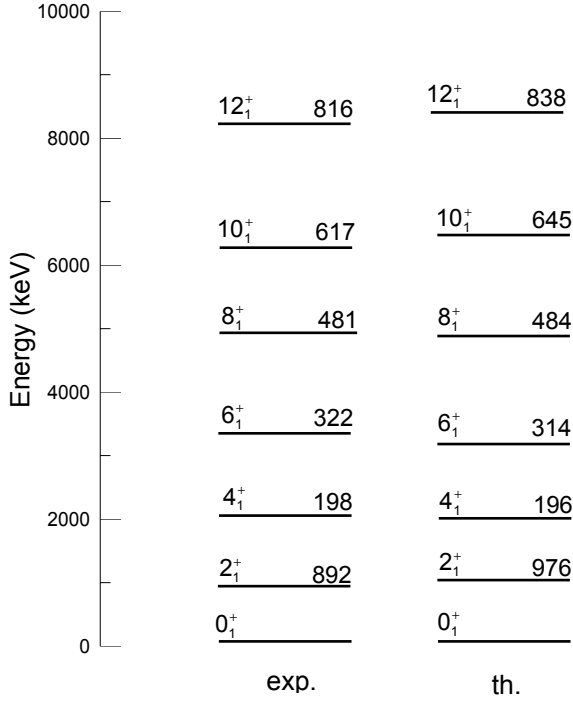


Fig.2. Comparison of the experimental excitation energies [23] and the theoretical predictions using the FP model for ^{46}Cr .

2.1.2 ^{46}V

The calculations were performed using FPPN model space with the *pf*-shell POT Hamiltonian [3] in the code OXBASH [12]. The FPPN model space had ^{40}Ca as an inert core, and a $[\pi(0f_{7/2}, 1p_{3/2}, 0f_{5/2}, 1p_{1/2}); \nu(0f_{7/2}, 1p_{3/2}, 0f_{5/2}, 1p_{1/2})]$. The two-body matrix element (TBME), were the interaction codenamed FPD6NPN, in PN formalism were used in OXBASH.

Fig.3 compares the experimental excitation energies from ^{46}V with the present work using the model space mentioned above in the PN formalism. As seen from the figure the comparison is very interesting as almost all calculation meet with reasonable success in reproducing the observed level structure except the level 12_1^+ there is discrepancy

around 9 % keV) from the experimental value.

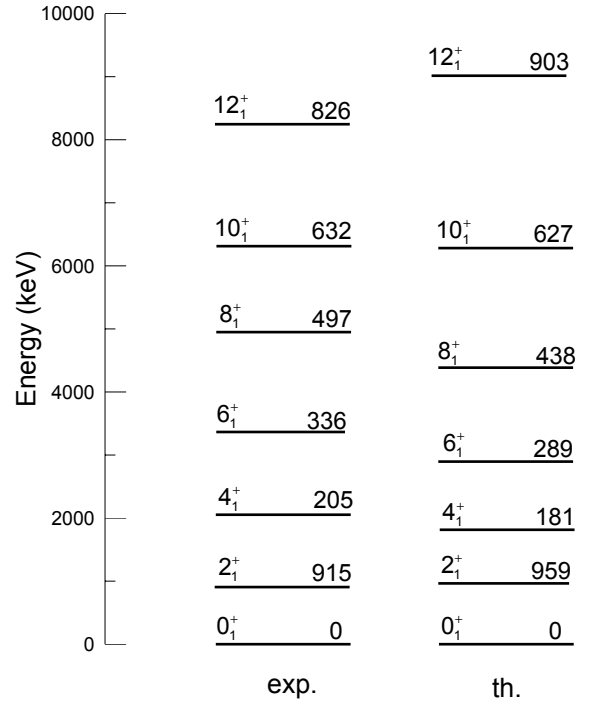


Fig.3. Comparison of the experimental excitation energies [23] and the theoretical predictions using the FPPN model for ^{46}V .

2.2 Transition probabilities

Since the transition rates represent a sensitive test of the most modern effective interactions that have been developed to describe *pf*-shell nuclei, the calculations for ^{46}Ti , ^{46}V and ^{46}Cr were done using the Woods-Saxon potential (WS) codenamed WE3 in (dens) program using the one body transition densities (OBD) for each in-band transition by assuming pure *E2* transition.

Most of the available experimental data [14–16] are in the yrast band. Therefore, we only calculate the $B(E2)$ values in the ground-state band for comparing them with the experimental ones conveniently.

TABLE I. The $B(E2)$ values in the ground-state band of ^{46}Ti . Their units are $e^2 \text{ fm}^4$. Exp. is the experiment [14-16]; Th.1 is PPNC; Th.2 is the projected of the pure HF ground-state configuration [17]; Th.3 is MONSTER [18]; Th.4 is the $(f_{7/2})^6$ shell model [16]; Th.5 is the rotational mode [16]. This work is assumed pure $E2$ transition limit.

$J_i^\pi \rightarrow J_f^\pi$	Exp.	Th.1	Th.2	Th.3	Th.4	Th.5	This work
$2_1^+ \rightarrow 0_1^+$	180 ± 8^a 190 ± 10^b 215 ± 20^c	132	134	138	116	215	170
$4_1^+ \rightarrow 2_1^+$	206 ± 39^c	186	184	186	127	304	238
$6_1^+ \rightarrow 4_1^+$	147 ± 29^c	196	188	189	110	342	240
$8_1^+ \rightarrow 6_1^+$	108 ± 20^c	183	175	172	122	325	222
$10_1^+ \rightarrow 8_1^+$	117 ± 29^c	143	157	119	69	362	176
$12_1^+ \rightarrow 10_1^+$	29 ± 3^c	56	124	51	41	372	81

^aReference [14].

^bReference [15].

^cReference [16].

Our results and those from other models are listed in Table I. In this work, the effective proton charge is taken to equal effective neutron charge ($e_p=e_n=0.35e$). In (Th.1 and Th.2) effective charges is e_p is $1.83e$ and e_n is $0.83e$. It is $e_p=e_n=0.7e$ in Th.3 (MONSTER [18]) and $e_p=e_n=0.9e$ in Th.4 [the $(f_{7/2})^6$ shell model [16]]. As seen from Table I, the $B(E2)$ values calculated from this work are in more consistent for the transitions $B(E2; 2_1^+ \rightarrow 0_1^+)$ and $B(E2; 4_1^+ \rightarrow 2_1^+)$ than those calculated by other models, while for rest of transitions Th.1, Th.2, Th.3 and Th.4 are in better agreement with experimental data, except Th.5 (the rotational model [16]) do not follow the trend of experimental data.

For the $B(E2)$ values of ^{46}V , the available experimental data [19, 20] are still mainly in yrast band and have great uncertainty. We only show those $B(E2)$ values within the ground state band. Our results, the result (Th.1) obtained by using DSMT model [21],

large scale shell model calculations (LSSM) [20] and the experimental data (Exp.) are listed in Table II. In our calculations the effective charges is taken same as those of ^{46}Ti , as ($e_p=e_n=0.35e$). It can seen from Table II that the $B(E2)$ values calculated in this work are in better agreement than the results of Th.1, but the results of Th.2 using LSSM is in better agreement than our work in comparison with experimental data.

For ^{46}C the $B(E2)$ were calculated using effective charges ($e_p=e_n=0.35e$). The comparisons of our theoretical calculations with experimental data are listed in Table III. It can be seen from the Table III that $B(E2; 2_1^+ \rightarrow 0_1^+)$ is in good agreement as compared with experiment one, but still we need more experimental data to compare with to judge the success of this model to describe the rest of transitions.

TABLE II. The $B(E2)$ values in the ground-state band of ^{46}V . Their units are $e^2 \text{ fm}^4$. Exp. is the experiment [19, 20]. Th.1 is DSMT [21]; Th.2 is the large scale shell model calculations (LSSM) [20]. This work is assumed pure $E2$ transition limit.

$J_i^\pi \rightarrow J_f^\pi$	Exp.	Th.1	Th.2	This work
$2_1^+ \rightarrow 0_1^+$	$137 \pm 35^{\text{a}}$ $138 \pm 35^{\text{b}}$	537	142	184
$4_1^+ \rightarrow 2_1^+$	$\geq 169^{\text{a}}$	676	187	270
$6_1^+ \rightarrow 4_1^+$		658		264
$8_1^+ \rightarrow 6_1^+$		601		240
$10_1^+ \rightarrow 8_1^+$				194
$12_1^+ \rightarrow 10_1^+$				87

^aReference [19].

^bReference [20].

TABLE III. The $B(E2)$ values in the ground-state band of ^{46}Cr . Their units are $e^2 \text{ fm}^4$. Exp. is the experiment [22]. This work is assumed pure $E2$ transition limit.

$J_i^\pi \rightarrow J_f^\pi$	Exp.	This work
$2_1^+ \rightarrow 0_1^+$	$180 \pm 40^{\text{a}}$	200
$4_1^+ \rightarrow 2_1^+$		278
$6_1^+ \rightarrow 4_1^+$		262
$8_1^+ \rightarrow 6_1^+$		247
$10_1^+ \rightarrow 8_1^+$		189
$12_1^+ \rightarrow 10_1^+$		72

^aReference [22]

3. Summary

Full $-fp$ -space shell model calculations were performed without any restriction using the OXBASH code for windows. Two model spaces were employed with suitable effective interactions were used to describe the level spectra and transitions probabilities $B(E2)$. Very good agreement were obtained by comparing these calculations with the recently available experimental data for excitations levels but there is some discrepancy when we compare our theoretical predictions for $B(E2)$'s especially for high spin states.

ACKNOWLEDGMENT

This work is completed during my visit to the high energy section of the Abdus Salam International Centre for Theoretical Physics (ICTP). I would like to thank Prof. K. R. Sreenivasan and Prof. S. Randjbar-Daemi for their kind invitation and warm hospitality during my visit at the ICTP. Also I am grateful for Prof. B. A. Brown for providing me with code OXBASH for windows.

-
- [1] S. Cohen and D. Kurath, Nucl. Phys. **73**, 1 (1965).
 - [2] B. A. Brown and B. H. Wildenthal, Ann. Rev. Nucl. Part. Sci. **38**, 29 (1988).
 - [3] W. A. Richter, M. G. Van der Merwe, R. E. Julies and B. A. Brown, Nucl. Physics. **A523**, 325 (1991).
 - [4] M. Honma, T. Otsuka, B. A. Brown and T. Minzusaki, Phys. Rev. C **65**, 061301 (R) (2002).
 - [5] A. Gade, D. Bazin, C. A. Bertulani, B. A. Brown, C. M. Campbell, J. A. Church, D. C. Dinca, J. Enders, T. Glasmacher, P. G. Hansen, Z. Hu, K. W. Kemper, W. F. Mueller, H. Olliver, B. C. Perry, L. A. Riley, B. T. Roeder, B. M. Sherrill, J. R. Terry, J. A. Tostevin and K. L. Yurkewicz, Phys. Rev. C **71**, 051301(R) (2005).
 - [6] D. C. Dinca, R. V. F. Janssens, A. Gade, D. Bazin, R. Broda, B. A. Brown, C. M. Campbell, M. P. Carpenter, P. Chowdhury, J. M. Cook, A. N. Deacon, B. Fornal, S. J. Freeman, T. Glasmacher, M. Honma, F. G. Kondev, J. L. Lecouey, S. N. Liddick, P. F. Mantica, W. F. Mueller, H. Olliver, T. Otsuka, J. R. Terry, B. A. Tomlin, and K. Yoneda, Phys. Rev. C **71**, 041302(R) (2005).
 - [12] Oxbash for Windows, B. A. Brown, A. Etchegoyen, N. S. Godwin, W. D. M. Rae, W. A. Richter, W. E. Ormand, E. K. Warburton, J. S. Winfield, L. Zaho and C. H. Zimmerman, MSU-NSCL report number **1289**.
 - [13] B. A. Brown, W. A. Richter, R. E. Julies and B. H. Wildenthal, Ann. Phys. **182**, 191 (1988).
 - [14] L. K. Peker, Nucl. Data Sheets **68**, 271 (1993).
 - [15] S. Raman, C. H. Malarkey, W. T. Milner, C. W. Nestor, Jr., and P. H. Stelson, At. Data Nucl. Data Tables **36**, 1 (1987).
 - [16] N. R. F. Rammo, P. J. Nolan, L. L. Green, A. N. James, J. F. Sharpey-Schafer, and H. M. Sheppard, J. Phys. G **8**, 101 (1982).
 - [17] Y. Han, Phys. Rev. C **61**, 064315 (2000).
 - [18] K. W. Schmid, F. Grummer, and A. Faessler, Phys. Rev. C **29**, 308 (1984).
 - [19] P. von Brentano, A. F. Lisetskiy, C. Friessner, N. Pietralla, A. Achmidt, I. Schneider, R. V. Jolos, T. Otsuka, T. Sebe, and Y. Utsuno, Prog. Part. Nucl. Phys. **46**, 197, (2001).

- [7] B. Fornal, S. Zhu, R. V. F. Janssens, M. Honma, R. Broda, P. F. Mantica, B. A. Brown, M. P. Carpenter, P. J. Daly, S. J. Freeman, Z. W. Grabowski, N. Hammond, F. G. Kondev, W. Krolas, T. Lauritsen, S. N. Liddick, C. J. Lister, E. F. Moore, T. Otsuka, T. Pawlat, D. Seweryniak, B. E. Tomlin and J. Wrzesinski, *Phys. Rev. C* **70**, 064304 (2004).
- [8] K. L. Yurkewicz, D. Bazin, B. A. Brown, C. M. Campbell, J. A. Church, D. C. Dinca, A. Gade, T. Glasmacher, M. Honma, T. Mizusaki, W. F. Mueller, H. Olliver, T. Otsuka, L. A. Riley and J. R. Terry, *Phys. Rev. C* **70**, 064321 (2004).
- [9] K. L. Yurkewicz, D. Bazin, B. A. Brown, C. M. Campbell, J. A. Church, D. C. Dinca, A. Gade, T. Glasmacher, M. Honma, T. Mizusaki, W. F. Mueller, H. Olliver, T. Otsuka, L. A. Riley and J. R. Terry, *Phys. Rev. C* **70**, 054319 (2004).
- [10] A. F. Lisetskiy, B. A. Brown, M. Horoi and H. Grawe, *Phys. Rev. C* **70**, 044314 (2004).
- [11] S. J. Freeman, R. V. F. Janssens, B. A. Brown, M. P. Carpenter, S. M. Fischer, N. J. Hammond, M. Honma, C. J. Lister, T. L. Khoo, G. Mukherjee, D. Seweryniak, J. F. Smith, B. J. Varley, M. Whitehead and S. Zhu, *Phys. Rev. C* **69**, 064301 (2004).
- [20] F. Brandolini, N. H. Medina, R. V. Ribas, S. M. Lenzi, A. Gadea, C. A. Ur, D. Bazzacco, R. Menegazzo, P. Pavan, C. Rossi-Alvarez, A. Algorta-Pineda, G. de Angelis, M. De Poli, E. Farnea, N. Mařrginean, T. Martinez, D. R. Napoli, M. Ionescu-Bujor, A. Iordachescu, J. A. Cameron, S. Kasemann, I. Schneider, J. M. Espino, and J. Sanchez-Solano, *Phys. Rev. C* **64**, (2001).
- [21] R. Sahu, and V. K. B. Kota, *Phys. Rev. C* **67**, 054323, (2003).
- [22] K. Yamada, T. Motobayashi, N. Aoi, H. Baba, K. Demichi, Z. Elekes, J. Gibelin, T. Gomi, H. Hasegawa, N. Imai, H. Iwasaki, S. Kanno, T. Kubo, K. Kurita, Y. U. Matsuyama, S. Michimasa, T. Minemura, M. Notani, T. Onishi K., H. J. Ong, S. Ota, A. Ozawa, A. Saito, H. Sakurai, S. Shimoura, E. Takeshita, S. Takeuchi, M. Tamaki, Y. Togano, Y. Yanagisawa, K. Yoneda, and I. Tanihata, *Eur. Phys. J. A* **25**, s01, 409, 413 (2005).
- [23] P. E. Garrett, W. E. Ormand, D. Appelbe, R. W. Bauer, J. A. Becker, L. A. Bernstein, J. A. Cameron, M. P. Carpenter, R. V. F. Janssens, C. J. Lister, D. Seweryniak, E. Tavukcu, and D. D. Warner, *Phys. Rev. Lett.* **87**, 13 (2001).