

Charge Transfer Fluctuations as a QGP Signal

Sangyong Jeon*

*Physics Department, McGill University, Montréal Québec H3A 2T8, Canada and
RIKEN-BNL Research Center, Upton NY 11973, USA*

Lijun Shi

Physics Department, McGill University, Montréal Québec H3A 2T8, Canada

Marcus Bleicher

*Institut für Theoretische Physik, Johann Wolfgang Goethe – Universität,
Robert Mayer Str. 8-10, 60054 Frankfurt am Main, Germany*

(Dated: December 11, 2018)

In this study, we analyze the recently proposed charge transfer fluctuations within a finite pseudo-rapidity space. As the charge transfer fluctuation is a measure of the local charge correlation length, it is capable of detecting inhomogeneity in the hot and dense matter created by heavy ion collisions. We predict that going from peripheral to central collisions, the charge transfer fluctuations at midrapidity should decrease substantially while the charge transfer fluctuations at the edges of the observation window should decrease by a small amount. These are consequences of having a strongly inhomogeneous matter where the QGP component is concentrated around midrapidity. We also show how to constrain the values of the charge correlations lengths in both the hadronic phase and the QGP phase using the charge transfer fluctuations. Current manuscript is based on the preprints hep-ph/0503085 (to appear in Physical Review C) and nucl-th/0506025.

PACS numbers:

I. INTRODUCTION

In the last few decades, one of the major goals of the high energy nuclear physics community has been creating and studying Quark Gluon Plasma (QGP). Many observables have been suggested and studied as QGP signals. Yet, there still is no consensus on the so-called ‘smoking-gun’ signals even though many physicists, including myself, have a strong conviction that the strong jet-quenching and the strong elliptic flow could only come from a QGP. Possible reasons for such a situation may be that some of the proposed QGP signals didn’t work that well and/or it turned out that they still had a possible hadronic explanation. Hence, it is crucial that we characterize the created QGP in as many ways as we can *and* figure out why some of the promising signals didn’t work that well.

In this article, we propose that the charge transfer fluctuation is a good candidate to accomplish just that – characterize a QGP in a new way and at the same time provide an answer to why some signals, especially the net charge fluctuation, didn’t work as well as expected. We will demonstrate below that by measuring charge transfer fluctuations as a function of (pseudo-)rapidity, one can not only detect the presence of a QGP but also can estimate the *size* of the created QGP. We will also show that current data on net charge fluctuations (which is not the same as charge transfer fluctuations) is consistent with having only about 20 % of all final state particles remembering its QGP origin (about 50 % within $-1 < \eta < 1$).

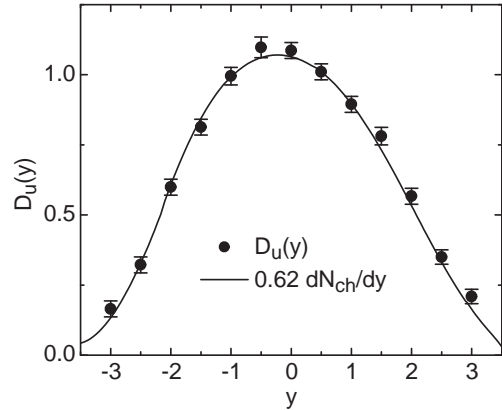


FIG. 1: Comparison between $D_u(y)$ and dN_{ch}/dy in pp collisions. Kafka et.al. PRL 34, 687, 1975, $p_{max} = 200$ GeV

This amount is small enough that any signal that needs averaging over a large rapidity interval will be masked by the hadronic part.

The charge transfer fluctuation is defined by

$$D_u(y) = \langle u(y)^2 \rangle - \langle u(y) \rangle^2 \quad (1)$$

where the charge transfer $u(y)$ at rapidity y is defined by

$$u(y) = [Q_F(y) - Q_B(y)]/2 \quad (2)$$

where

$$\begin{cases} Q_F(y) = \text{Net charge in the forward region of } y \\ Q_B(y) = \text{Net charge in the backward region of } y \end{cases} \quad (3)$$

and our observable is

$$\kappa(y) \equiv D_u(y)/(dN_{ch}/dy) \quad (4)$$

*jeon@physics.mcgill.ca

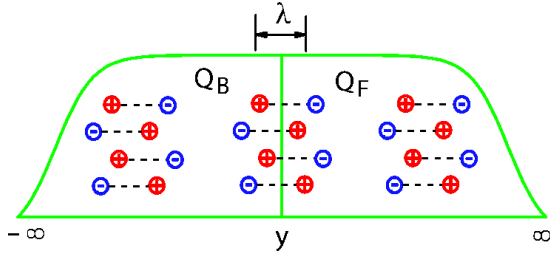


FIG. 2: A schematic view of charge transfer fluctuations. In this view, all charged particles originate from neutral clusters which emits one positively charged particle and one negatively charged particle. The typical rapidity distance between the daughters is λ .

This observable is first introduced in Refs.[1, 2] and shown to be constant in elementary collisions as shown in Fig. 1.

We will argue below that $\kappa(y)$ is actually a measure of the *local* unlike-sign charge correlation length. Therefore if a QGP is created only in a small region around midrapidity, $\kappa(y)$ at midrapidity should vary the most as the centrality changes while $\kappa(y)$ at larger y should stay at an almost constant value. Especially, since we expect the charge correlation length in a QGP to be much smaller than the charge correlation length in a hadronic matter [3, 4, 5], we should see $\kappa(0)$ dropping faster than $\kappa(y)$ at any other y as the collisions become more central. On the other hand, if a QGP is not created at any centrality, $\kappa(y)$ should be a constant function just as it is in elementary collisions[6].

II. CHARGE TRANSFER FLUCTUATIONS

To have a simple physical picture of the charge transfer fluctuation, suppose that all final state charged hadrons originate from neutral clusters as shown in Fig. 2. Let λ be the typical rapidity distance between the decay particles. If a cluster decays too far from y , its contribution to $u(y)$ vanishes since both of the decay products are either in front of or in the back of y . The only time $u(y)$ is non-zero is when a neutral cluster decays within λ of y . Whenever one such neutral cluster decays, $u(y)$ undergoes a random walk with a unit step size. Hence if there are n clusters near y ,

$$D_u(y) = n \approx \lambda \frac{dN_{cl}}{dy} \quad (5)$$

where dN_{cl}/dy is the rapidity density of the clusters at y . Since the charged particle dN_{ch}/dy should be proportional to dN_{cl}/dy , we then have

$$\kappa(y) \equiv \frac{D_u(y)}{dN_{ch}/dy} \propto \lambda \quad (6)$$

Having neutral particles included in cluster decays does not affect the qualitative part of this argument.

The argument given above is essentially local. Hence the quantity $\kappa(y)$ depends only on the properties of the

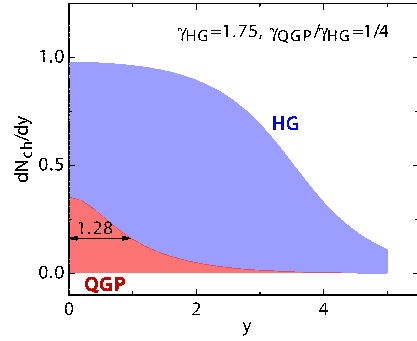


FIG. 3: Schematic view of typical final state particle distributions.

local clusters. It is somewhat surprising that in elementary particle collisions, $\kappa(y)$ is actually constant as shown in Fig. 1. It is also constant in non-QGP models of nucleus-nucleus collisions such as HIJING (see Ref.[7]). On the other hand, if a QGP is created at midrapidity, the plot of $\kappa(y)$ should show a ‘dip’ at $y = 0$ and the depth and the width of the dip should be an indication of the size of the QGP, or at least the portion of hadrons that remember their QGP origin.

III. SIMPLE NEUTRAL CLUSTER MODELS

To see the effect of a QGP drop near midrapidity, we need a model. Here we use a neutral cluster model similar to the old ρ, ω model [2] and Bialas et.al.’s model [8].

The procedure is as follows. To create a simulated event with $2M_0$ charged hadrons, sample

$$\rho_{HG}(y_+, y_-) = R_{HG}(y_+ - y_-|Y)F_{HG}(Y) \quad (7)$$

$(1-p)M_0$ times and sample

$$\rho_{QGP}(y_+, y_-) = R_{QGP}(y_+ - y_-|Y)F_{QGP}(Y) \quad (8)$$

pM_0 times. From these events, obtain $\kappa(y)$. Here p is the fraction of the hadrons that remember their QGP origin. The function $R(y|Y) = \frac{1}{2\gamma}e^{-|y|/\gamma}$ represents the correlation between the daughters with $\gamma = 2\kappa$ and $F(Y)$ represents the rapidity distribution of the clusters. Each of these cluster correlation functions satisfies the Thomas-Chao-Quigg relationship (with a constant κ) $D_u(y) = \kappa(dN_{ch}/dy)$ exactly. We assume that $\gamma_{HG} > \gamma_{QGP}$ and choose F_{HG} and F_{QGP} in such a way that the QGP is concentrated near midrapidity. A typical breakdown of the QGP and hadron gas components in our calculations is shown in Fig. 3.

If the observed rapidity window is large enough, then the observable $\kappa(y)$ indeed shows a prominent dip as shown in Fig. 4. Unfortunately, none of the current RHIC experiments is capable of identifying charged particles in a large rapidity window. Therefore we next turn to the more realistic case of a pseudo-rapidity window of $-1 < \eta < 1$. The results presented in the next section are the main results of this study.

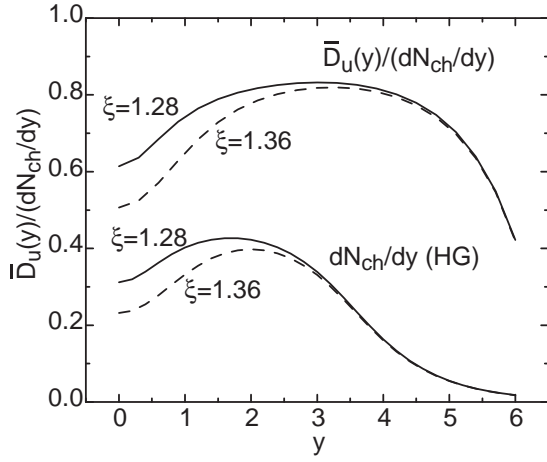


FIG. 4: $\bar{D}_u(y)$ as a function of y . ξ is the size of the QGP component. Also shown is the rapidity distribution of the charge particles that do not belong to the QGP.

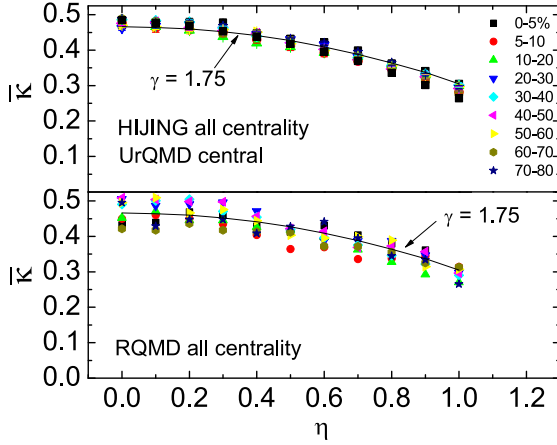


FIG. 5: Results for hadronic models without a QGP within the pseudo-rapidity range $-1 < \eta < 1$.

IV. RESULTS FOR $-1 < \eta < 1$

To establish the baseline, we first ran 3 hadronic models without an explicit QGP component; HIJING[9, 10, 11], UrQMD[12, 13] and RQMD[14, 15]. The results are shown in Fig. 5. As expected, $\bar{\kappa}(y)$ ¹ does not strongly depend on the centrality in all 3 models. This also fixes the hadronic correlation length in our neutral cluster model calculations to be $\gamma_{HG} = 1.75$.

For our neutral cluster model calculation, we first note that $\bar{D}_u(\eta = 1)$ for the interval $-1 < \eta < 1$ is equivalent to the net charge fluctuation in the same interval.

¹ The overbars on variables indicate that these are measured only within a finite observation window.

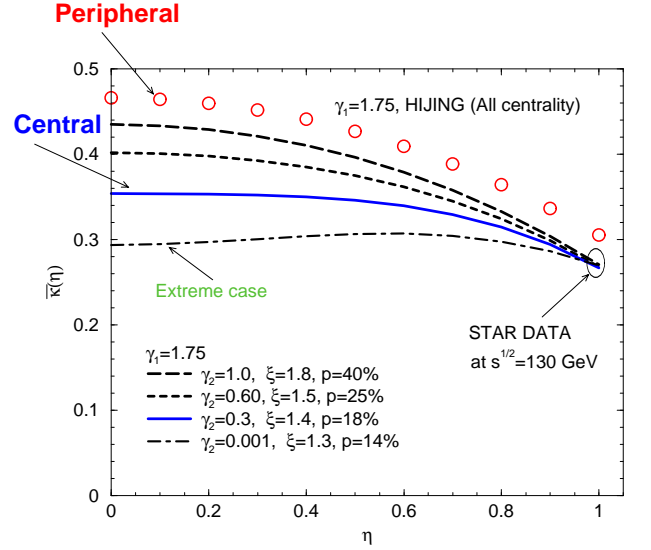


FIG. 6: Results for our neutral cluster model with a QGP component within the pseudo-rapidity range $-1 < \eta < 1$.

The experimental value for the net charge fluctuation in this rapidity interval is known[16]. With the correlation length in the hadronic part fixed at $\gamma_{HG} = 1.75$, one can vary the size of the QGP component ξ and the correlation length γ_{QGP} within the QGP to match $\bar{D}_u(\eta = 1)$ at the known experimental value. Then, as shown in Fig. 6, experimental measurements of $\bar{\kappa}(0)$ as a function of centrality can tell us about the size of the QGP component and the size of the charge correlation length in a QGP. In this figure, the most reasonable scenario (in our opinion) for RHIC central collisions is labeled as ‘Central’ whereas the parametrized HIJING curve is labeled as ‘Peripheral’. As one can see the values of $\bar{\kappa}(y)$ near the edge of the observation window does not change much. This is because the amount of QGP component at the edge is already rather small. Hence, the presence or the absence of the QGP component makes little difference there. On the other hand, the value of $\bar{\kappa}(y)$ at midrapidity varies as much as 30 % as the collisions become more central.

V. SUMMARY AND DISCUSSION

In this article we have briefly summarized the main results of our two papers [7, 17] where we have advocated the charge transfer fluctuations as a robust signal for QGP formation. Our observable $\kappa(y)$ is the ratio of the charge transfer fluctuation and dN_{ch}/dy . We have argued that $\kappa(y)$ is in fact a local measure of the unsigned charge correlation length. In elementary particle collisions (pp, K^-p), $\kappa(y)$ turned out to constant. Hence if the charge correlation length inside QGP is indeed small compared to the hadronic gas [3, 4, 5], then measuring charge transfer fluctuations can enable us to detect the presence of a QGP even when the entropy fraction of

the QGP is small compared to the hadronic part. Furthermore, by measuring how the curve $\kappa(y)$ changes from peripheral to central collisions, one may be able to estimate the size and the entropy fraction of the QGP component. Current net charge fluctuations data (equivalent to $\bar{D}_u(\eta = 1)$ within $-1 < \eta < 1$) is consistent with QGP having about 20 % of the entropy fraction and about 1/3 of the charge correlation length.

In view of this estimate, it is also clear why the net charge fluctuation has not shown the expected large reduction [16]: The entropy content of QGP is small enough that if one averages over the whole observation window, its presence is hidden behind the larger hadronic component.

Here we would like to mention that it will be also interesting to carry out similar studies using strangeness

and/or baryon charge.

Acknowledgments

The authors thank J.Barrette for his useful suggestions, V.Topor Pop for his help in running the HIJING code and also providing the RQMD data. The authors are supported in part by the Natural Sciences and Engineering Research Council of Canada and by le Fonds Nature et Technologies of Québec. S.J. also thanks RIKEN BNL Center and U.S. Department of Energy [DE-AC02-98CH10886] for providing facilities essential for the completion of this work.

-
- [1] C. Quigg and G. H. Thomas, Phys. Rev. **D7**, 2752 (1973).
 - [2] A. W. Chao and C. Quigg, Phys. Rev. **D9**, 2016 (1974).
 - [3] S. Jeon and V. Koch, Phys. Rev. Lett. **85**, 2076 (2000), hep-ph/0003168.
 - [4] S. A. Bass, P. Danielewicz, and S. Pratt, Phys. Rev. Lett. **85**, 2689 (2000), nucl-th/0005044.
 - [5] M. Asakawa, U. W. Heinz, and B. Muller, Phys. Rev. Lett. **85**, 2072 (2000), hep-ph/0003169.
 - [6] T. Kafka et al., Phys. Rev. Lett. **34**, 687 (1975).
 - [7] L.-j. Shi and S.-y. Jeon (2005), hep-ph/0503085.
 - [8] A. Bialas, K. Fialkowski, M. Jezabek, and M. Zielinski, Acta Phys. Polon. **B6**, 39 (1975).
 - [9] X.-N. Wang and M. Gyulassy, Phys. Rev. **D44**, 3501 (1991).
 - [10] M. Gyulassy and X.-N. Wang, Comput. Phys. Commun. **83**, 307 (1994), nucl-th/9502021.
 - [11] X.-N. Wang, Phys. Rept. **280**, 287 (1997), hep-ph/9605214.
 - [12] S. A. Bass et al., Prog. Part. Nucl. Phys. **41**, 225 (1998), nucl-th/9803035.
 - [13] M. Bleicher et al., J. Phys. **G25**, 1859 (1999), hep-ph/9909407.
 - [14] H. Sorge, M. Berenguer, H. Stocker, and W. Greiner, Phys. Lett. **B289**, 6 (1992).
 - [15] H. Sorge, Phys. Rev. **C52**, 3291 (1995), nucl-th/9509007.
 - [16] J. Adams et al. (STAR), Phys. Rev. **C68**, 044905 (2003), nucl-ex/0307007.
 - [17] S. Jeon, L. Shi, and M. Bleicher (2005), nucl-th/0506025.