

Latest results from the NA57 experiment

G. E. Bruno on behalf of the NA57 Collaboration ¹

Dipartimento IA di Fisica dell'Università e del Politecnico di Bari and INFN, Bari, Italy

Abstract. The NA57 experiment at the CERN SPS has measured the production of strange and multi-strange particles in Pb-Pb (and p-Be) collisions at mid-rapidity. Collective dynamics of the collision are studied in the transverse and longitudinal directions as a function of centrality and beam momentum based on hydrodynamical models. Central-to-peripheral nuclear modification factors at 158 A GeV/c are presented and compared with other measurements and theory.

Keywords: QGP, Heavy Ions, Strange particles, collective dynamics

PACS: 12.38.Mh, 25.75.Nq, 25.75.Dw

INTRODUCTION

The measurement of strange particle production provides a valuable tool to study the dynamics of the reaction in heavy-ion collisions. In particular, an enhanced production of strange particles in nucleus–nucleus collisions with respect to proton–induced reactions was suggested long ago as a possible signature of the phase transition from colour confined hadronic matter to a Quark Gluon Plasma (QGP) [1]. Results on hyperon enhancement at 160 and 40 A GeV/c can be found in reference [2] and they will not be discussed in this paper.

Other insights into the reaction dynamics can be inferred from the p_T distributions of the strange particles: at low transverse momenta ($p_T \lesssim 2$ GeV/c) they allow to study the transverse expansion of the collision [3]; at higher values ($p_T \gtrsim 2$ GeV/c) the p_T dependence of the nuclear modification factors can be used as a tomography of the medium produced after the collisions [4, 5].

Rapidity distributions provide a tool to study the longitudinal dynamics. Hydrodynamical properties of the expanding matter created in heavy ion reactions have been discussed by Landau [6] and Bjorken [7] in theoretical pictures using different initial conditions. In both scenarios, thermal equilibrium is quickly achieved and the subsequent isentropic expansion is governed by hydrodynamics.

COLLECTIVE DYNAMICS

The presence of strong collective dynamics in relativistic heavy-ion collisions has been widely proven and its features measured (see, e.g., ref. [8, 9] for a review). While longitudinal ‘flow’ is not necessarily a signature for nuclear collectivity, because it may be due simply to incomplete stopping of the two colliding nuclei, transverse collective

¹ For the author list see <http://wa97.web.cern.ch/WA97/NA57authors/index.html>.

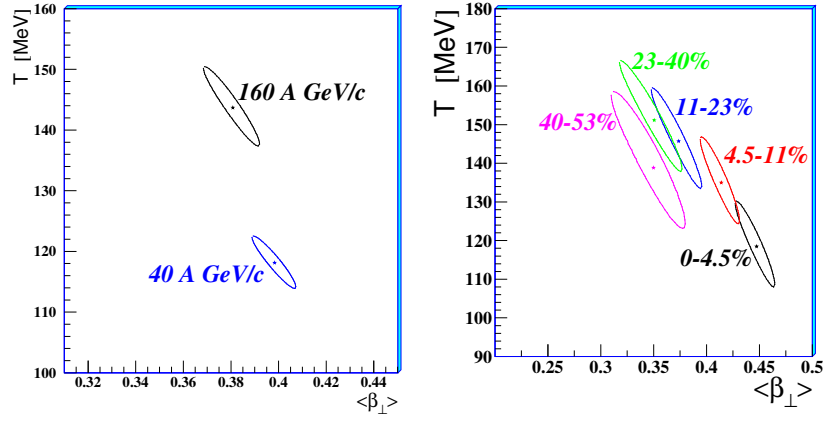


FIGURE 1. Left: Contour plots in the $\langle\beta_{\perp}\rangle$ - T plane at the 1σ confidence level at the two beam energies for the most central 53% of the Pb-Pb interactions. Right: centrality dependence of the freeze-out parameters at 160 A GeV/c.

expansion flow can only be generated by the build up of a locally isotropic pressure component. The relative extent of the longitudinal flow with respect to the transverse flow can be used to determine the amount of nuclear stopping.

Transverse dynamics

The *transverse* dynamics of the collisions have been studied at 160 and 40 A GeV/c respectively in ref. [10] and [11] from the analysis of the transverse momentum distributions of the strange particles in the frame-work of the blast-wave model [3]. Here we recall some results of such analysis. In this model the double differential cross-section for a particle species j assumes the form:

$$\frac{d^2N_j}{m_T dm_T dy} = \mathcal{A}_j \int_0^{R_G} m_T K_1 \left(\frac{m_T \cosh \rho}{T} \right) I_0 \left(\frac{p_T \sinh \rho}{T} \right) r dr \quad (1)$$

where $m_T = \sqrt{p_T^2 + m^2}$, $\rho(r) = \tanh^{-1} \beta_{\perp}(r)$, K_1 and I_0 are two modified Bessel functions and \mathcal{A}_j is a normalization constant. The parameters of the model are the thermal freeze-out temperature T and the transverse flow velocity β_{\perp} , whose average has been computed assuming a linear transverse profile $\beta_{\perp}(r) = \beta_S \left[\frac{r}{R_G} \right]$.

In fig. 1 we show the energy (left panel) and the centrality (right panel) dependence of the freeze-out parameters obtained from the combined fits of the strange particles m_T spectra to formula 1. With increasing centrality, the transverse flow velocity increases and the freeze-out temperature decreases; the temperature also decreases at lower energy.

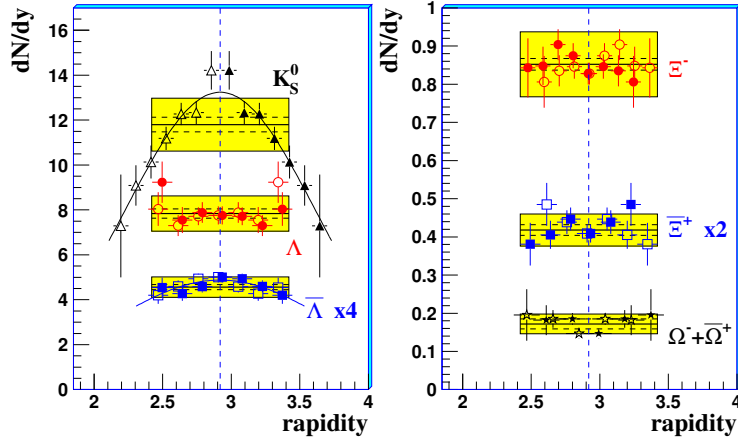


FIGURE 2. (colour online) Rapidity distributions of strange particles in the most central 53% of Pb-Pb interactions at 158 A GeV/c. Closed symbols are measured data, open symbols are measured points reflected around mid-rapidity. The $\bar{\Lambda}$ and Ξ^+ results have been scaled by factors 4 and 2, respectively, for display purposes. The superimposed boxes show the yields measured in one unit of rapidity (as published in ref. [2]) with the dashed and full lines indicating the statistical and systematic errors, respectively.

Longitudinal dynamics

Results on the rapidity distributions of strange particles are discussed in detail in ref. [12]; here we outline the main results of the analysis.

The measured rapidity distributions for the centrality range corresponding to the most central 53% of the Pb-Pb inelastic cross-section (total sample) are shown in fig. 2 with closed symbols. The symmetry of the Pb-Pb colliding system allows us to reflect the rapidity distributions around mid-rapidity (open symbols in fig. 2). The rapidity distributions of Λ , Ξ^- , Ξ^+ and Ω are compatible, within the error bars, with being flat within the NA57 acceptance window. For the K_S^0 and $\bar{\Lambda}$ spectra, on the other hand, we observe a rapidity dependence. The rapidity distributions for these particles are well described by Gaussians centred at mid-rapidity.

The rapidity distributions can be used to extract information about the *longitudinal* dynamics. We use an approach outlined in ref. [3] (i.e., the same blast-wave model used for the study of the transverse dynamics) and [13], where, respectively, Bjorken [7] and Landau [6] hydrodynamics are folded with a thermal distribution of the fluid elements.

In fig. 3 (left panel) the measured rapidity distributions are compared with the expectation for a stationary thermal source and with a longitudinally boost-invariant superposition of multiple isotropic, locally-thermalized sources (i.e. Bjorken hydrodynamics). The average longitudinal flow velocity is evaluated from the fit to be $\langle \beta_L \rangle = 0.42 \pm 0.03$ with $\chi^2/ndf = 28.2/32$. The freeze-out temperature has been fixed to the value $T_f = 144$ MeV obtained from the analysis of the transverse expansion. The average *transverse* flow velocity has been determined to be $\langle \beta_\perp \rangle = 0.38 \pm 0.02$, i.e. slightly less than the *longitudinal* flow; this indicates substantial stopping of the incoming nuclei as a consequence of the collision.

In the Landau model the width of the rapidity distribution is sensitive to the velocity

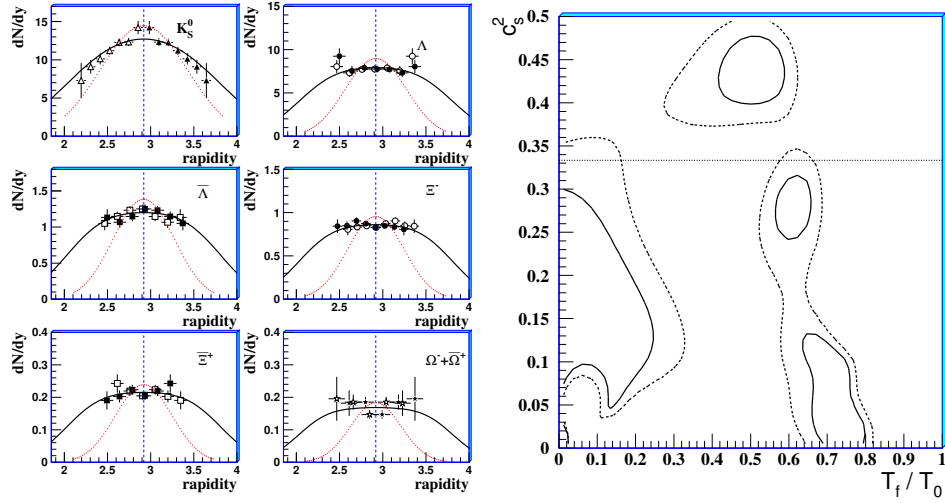


FIGURE 3. Left: Rapidity distributions of strange particles for the centrality range corresponding to the most central 53% of the inelastic Pb-Pb cross-section as compared to the thermal model calculation (dotted lines, in red) and a thermal model with Bjorken longitudinal flow (full lines, in black). Right: The square of the velocity of sound in the medium (in unit of c^2) versus the ratio of the freeze-out temperature to the initial temperature. The 1σ (full curves) and the 3σ (dashed curves) confidence contours are shown. The dotted line at $c_s^2 = 1/3$ show the ideal gas limit.

of sound and to the ratio of the freeze-out temperature to the initial temperature. Landau hydrodynamics can also reproduce simultaneously the distributions for all the strange particles considered ($\chi^2/ndf \simeq 28/32$) but we are not able to put stringent constraints on both the velocity of sound and the ratio T_f/T_0 . The confidence level contours in the c_s^2 vs. T_f/T_0 parameter space are shown in the right panel of fig. 3.

R_{CP} NUCLEAR MODIFICATION FACTORS

The main results on the nuclear modification factors at 160 A GeV/c (i.e. $\sqrt{s_{NN}}=17.3$ GeV) are discussed in this section. The complete sets of results and the details of the analysis can be found in ref. [14].

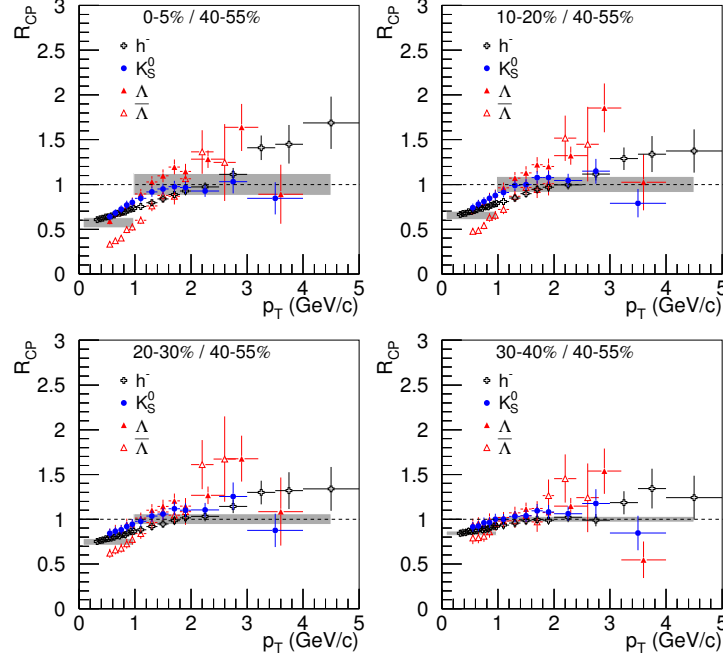
The central-to-peripheral nuclear modification factors is defined as

$$R_{CP}(p_T) = \frac{\langle N_{coll} \rangle_P}{\langle N_{coll} \rangle_C} \times \frac{d^2 N_{AA}^C / dp_T dy}{d^2 N_{AA}^P / dp_T dy}, \quad (2)$$

where $\langle N_{coll} \rangle_C$ and $\langle N_{coll} \rangle_P$ are the average numbers of nucleon–nucleon (NN) collisions for *central* (C) and *peripheral* (P) classes of collisions. The factor would be equal to unity if the Pb-Pb collision were a mere superposition of N_{coll} independent nucleon–nucleon collisions. The collision centrality is determined using the charged particle multiplicity N_{ch} in the pseudorapidity range $2 < \eta < 4$, sampled by the microstrip silicon detectors (MSD) as described in [15]. In table 1 we define the centrality classes used in

TABLE 1. Average number of participants and of NN collisions with their systematic errors.

Class (% $\sigma_{\text{inel}}^{\text{Pb-Pb}}$)	0–5.0%	10.0–20.0%	20.0–30.0%	30.0–40.0%	40.0–55.0%
$\langle N_{\text{part}} \rangle$	345.3 ± 1.7	214.7 ± 5.8	143.0 ± 6.6	92.6 ± 6.4	49.5 ± 5.0
$\langle N_{\text{coll}} \rangle$	779.2 ± 26.6	421.7 ± 26.1	247.7 ± 21.5	140.5 ± 16.2	63.8 ± 9.8

**FIGURE 4.** (colour online) Centrality dependence of $R_{\text{CP}}(p_{\text{T}})$ for h^- , K_{S}^0 , Λ and $\bar{\Lambda}$ in Pb–Pb collisions at $\sqrt{s_{\text{NN}}} = 17.3$ GeV. Shaded bands centered at $R_{\text{CP}} = 1$ represent the systematic error due to the uncertainty in the ratio of the values of $\langle N_{\text{coll}} \rangle$ in each class; shaded bands at low p_{T} represent the values expected for scaling with the number of participants, together with their systematic error.

this analysis along with the corresponding values of $\langle N_{\text{part}} \rangle$ and $\langle N_{\text{coll}} \rangle$ with their systematic errors. We use class 40–55% as the reference peripheral class in the denominator of R_{CP} , see Eq. (2), and vary the ‘central’ class in the numerator from 0–5% to 30–40%; the results are shown in fig. 4. The shaded bands centered at $R_{\text{CP}} = 1$ represent the p_{T} -independent systematic error due to the uncertainty in the ratio $\langle N_{\text{coll}} \rangle_{\text{P}} / \langle N_{\text{coll}} \rangle_{\text{C}}$, while the shaded bands at low p_{T} represent the R_{CP} values corresponding to N_{part} -scaling, with the band indicating the systematic error due to the uncertainty in the ratio $\langle N_{\text{part}} \rangle_{\text{C}} / \langle N_{\text{part}} \rangle_{\text{P}}$. In fig. 5 we compare our results to R_{CP} measurements at the SPS and at RHIC. In the left-hand panel, the WA98 π^0 data [16] for the ratio 1–6%/22–43% in Pb–Pb collisions at $\sqrt{s_{\text{NN}}} = 17.3$ GeV are plotted together with the NA57 h^- and K_{S}^0 data for the same centrality classes. The K_{S}^0 R_{CP} is approximately constant at 0.9 for $p_{\text{T}} > 1$ GeV/c and is significantly larger than that measured by the WA98 Collaboration for π^0 ($R_{\text{CP}} \approx 0.6$), even when taking into account the normalization systematic errors, independent for the two experiments. The h^- data from NA57 are compatible, within the

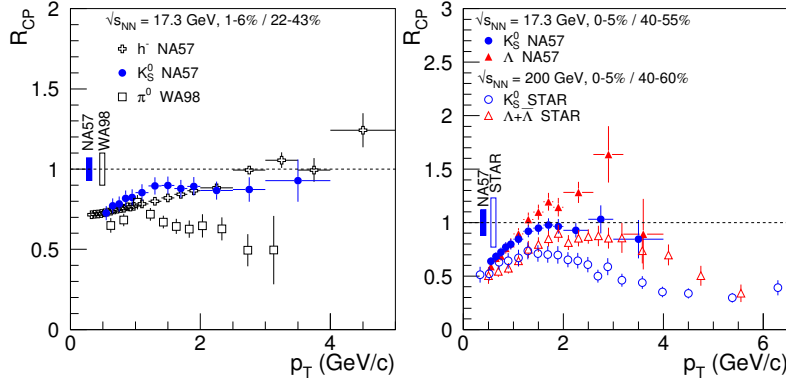


FIGURE 5. (colour online) Left: $R_{CP}(p_T)$ for h^- and K_S^0 from NA57 and π^0 from WA98 [16] in Pb–Pb collisions at $\sqrt{s_{NN}} = 17.3$ GeV. Right: $R_{CP}(p_T)$ for K_S^0 and Λ in Pb–Pb at $\sqrt{s_{NN}} = 17.3$ GeV (NA57) and in Au–Au at $\sqrt{s_{NN}} = 200$ GeV (STAR) [17]; slightly different peripheral classes are employed for the comparison. The bars centered at $R_{CP} = 1$ represent the normalization errors; the point-by-point bars are the quadratic sum of statistical and systematic errors.

systematic errors, with the π^0 data from WA98 for $p_T \lesssim 1.5$ GeV/ c , where the h^- sample is expected to be dominated by π^- . For higher p_T , h^- have a larger R_{CP} than π^0 ; this may be due to increasing contributions from K^- and \bar{p} in the h^- sample. The comparison for K_S^0 and Λ at SPS and RHIC (STAR data for Au–Au at $\sqrt{s_{NN}} = 200$ GeV [17]) is presented in the right-hand panel of Fig. 4. In the p_T range covered by our data, up to 4 GeV/ c , the *relative* pattern for K_S^0 and Λ is similar at the two energies, while absolute values are higher at SPS than at RHIC. At RHIC, the larger R_{CP} for Λ with respect to kaons [17] or, more generally, for baryons with respect to mesons [18], in the intermediate p_T range, 2–4 GeV/ c , has been interpreted as due to parton coalescence in a high-density medium with partonic degrees of freedom. Our data show that a similar Λ – K pattern is present also at $\sqrt{s_{NN}} = 17.3$ GeV. We note that such a pattern may also be explained in terms of larger Cronin effect for Λ with respect to kaons. We have compared our results with perturbative-QCD-based theoretical predictions [19, 20] with and without in-medium energy loss, which include the initial-state partonic intrinsic p_T broadening tuned on the original Cronin effect data [21]. The calculations with in-medium energy loss describe the data much better [14].

CONCLUSION

We have measured the dN/dp_T and dN/dy distributions of high purity samples of K_S^0 , Λ , Ξ and Ω particles produced at central rapidity in Pb–Pb collisions over a wide centrality range of collision (i.e. the most central 53% of the Pb–Pb inelastic cross-section).

The analysis of the transverse mass spectra of strange particles in Pb–Pb collisions at SPS energies suggests that after a central collision the system expands explosively and then it freezes-out when the temperature is of the order of 120 MeV, with an average transverse flow velocity of about one half of the speed of light. Similar transverse flow velocities are measured at 40 and 158 A GeV/ c but the freeze-out temperature is lower

at the lower energy. The results on the centrality dependence of the expansion dynamics indicate that with increasing centrality the transverse flow velocity increases and the freeze-out temperature decreases.

Boost-invariant Bjorken hydrodynamics can describe simultaneously the rapidity spectra of all the strange particles under study with $\chi^2/ndf \approx 1$, yielding an average longitudinal flow velocity $\langle \beta_L \rangle = 0.42 \pm 0.03$, slightly larger than the measured transverse flow. The *isotropic* collective expansion of the system suggests large nuclear stopping. A fairly good description is also provided by Landau hydrodynamics, which allows us to put constraints in the parameter space of the velocity of sound in the medium and the ratio of the freeze-out temperature to the initial temperature.

Central-to-peripheral nuclear modification factors for K_S^0 , Λ , $\bar{\Lambda}$ and h^- in Pb–Pb collisions at top SPS energy have been measured as a function of p_T up to about 4 GeV/c. At low p_T , R_{CP} agrees with N_{part} scaling for all the particles under consideration, except the $\bar{\Lambda}$, for which the yields at low p_T are found to increase slower than the number of participants. For $p_T \gtrsim 1$ GeV/c, K_S^0 , Λ and $\bar{\Lambda}$ show a pattern similar to that observed in Au–Au collisions at top RHIC energy, although the R_{CP} values are found to be larger at SPS. At RHIC, this pattern has been interpreted in the framework of models that combine parton energy loss with hadronization via coalescence, at intermediate p_T , and via fragmentation, at higher p_T . The measured K_S^0 0–5%/40–55% R_{CP} is not reproduced by a theoretical calculation that includes only initial-state nuclear effects. The data can be better described by including final-state parton energy loss as predicted for SPS energy on the basis of RHIC data.

REFERENCES

1. J. Rafelski and B. Müller, *Phys. Rev. Lett.* **48** 1066 (1982), *ibidem* **56** 2334 (1986).
2. F. Antinori et al., *Phys. Lett. B* **595** 68–74 (2004); G.E. Bruno et al., *J. Phys. G* **30** S1329–1332 (2004).
3. E. Schnedermann, J. Sollfrank and U. Heinz *Phys. Rev. C* **48** 2462 (1993), *ibidem* **50** 1675 (1994).
4. J. Adam et al., *Phys. Rev. Lett.* **91** 172302 (2003); S.S. Adler et al., *Phys. Rev. C* **69** 034910 (2004).
5. M. Gyulassy and X.N. Wang, *Phys. Rev. Lett.* **68** 1480 (1992); *ibidem Nucl. Phys. B* **420** 583 (1994); R. Baier, D. Schiff and B.G. Zakharov, *Annu. Rev. Nucl. Part. Sci.* **50** 37 (2000); C.A. Salgado and U.A. Wiedemann, *Phys. Rev. D* **68** 014008 (2003).
6. L.D. Landau, *Izv. Akad. Nauk. SSSR* **17** 51 (1953); S. Belenkij and L.D. Landau, *Usp. Fiz. Nauk.* **56** 309 (1955); *ibidem Nuovo Cimento* **3** 15 (1956).
7. J.D. Bjorken, *Phys. Rev. D* **27** 140 (1983).
8. W. Florkowski and W. Broniowski, *Acta. Phys. Pol. B* **35** 2895–2910 (2004).
9. G. Torrieri and J. Rafelski, *Phys. Rev. C* **68** 034912 (2003).
10. F. Antinori et al., *J. Phys. G* **30** 823–840 (2004).
11. G.E. Bruno et al., *J. Phys. G* **31** S127–S133 (2005).
12. F. Antinori et al., *J. Phys. G* in press; *pre-print nucl-ex/0509009* (2005).
13. B. Mohanty and J. Alam, *Phys. Rev. C* **68** 064903 (2003).
14. F. Antinori et al., *Phys. Lett. B* **623** 17–25 (2005).
15. F. Antinori et al., *Eur. Phys. J. G* **18** 57 (2000); F. Antinori et al., *J. Phys. G* **31** 321–335 (2005).
16. M.M. Aggarwal et al., *Eur. Phys. J. C* **23** 225 (2002).
17. J. Adams et al., *Phys. Rev. Lett.* **92** 0502302 (2004).
18. S.S. Adler et al., *Phys. Rev. C* **69** 034909 (2004).
19. X.N. Wang, *Phys. Rev. C* **61** 064910 (2000); *Phys. Rev. Lett.* **81** 2655 (1998); private communication.
20. A. Dainese et al., *emphEur. Phys. J. C* **38** 461 (2005); private communication.
21. J. Cronin et al., *Phys. Rev. D* **11** 3105 (1975); D. Antreasyan et al., *Phys. Rev. D* **19** 764 (1979).