

On the test of the modified BCS at finite temperature

Nguyen Dinh Dang¹ and Akito Arima²

¹ Cyclotron Center, RIKEN, 2-1 Hirosawa, Wako, 351-0198 Saitama, Japan

² Japan Science Foundation, Kitanomaru-Koen,
Chiyoda-ku, 102-0091 Tokyo, Japan

Abstract

The conclusions by Ponomarev and Vdovin [Phys. Rev. C 72, 034309 (2005)] are inadequate to judge the applicability of the modified BCS because they are based on the results obtained in the temperature region, where the testing systems are thermodynamically invalid.

The modified BCS theory (MBCS) was proposed and developed in [1, 2, 3] as a microscopic approach to take into account fluctuations of quasiparticle numbers, which are neglected in the conventional BCS theory. The application of this approach to nuclei at finite temperature T has shown that the sharp superfluid-normal phase transition is smoothed out. This result agrees with the predictions by the macroscopic Landau theory of phase transitions [4], the exact solutions [5], and experimental data [6]. Based on a test of the MBCS, the authors of [7] claimed that the MBCS is thermodynamically inconsistent and its applicability is far below the critical temperature T_c where the conventional BCS gap collapses. We show below that the conclusions of [7] are based on misleading results. We concentrate only on the major issues raised in [7]. A number of minor arguments has already been discussed in [1, 2, 3]. The other ones such as the comparison in Fig. 9 and footnote [11] of [7] are results of inconsistent comparisons [8], which we do not go into detail here.

A fundamental condition in statistical formalism, which allows one to use the same single-particle energies obtained at $T = 0$ for the calculations at $T \neq 0$ in finite nuclei, is that the temperature T under consideration should be small compared to the major-shell spacings. For ^{120}Sn the major-shell spacing is around 5 MeV. The temperature-dependent Hartree-Fock (HF) calculations [9] for heavy nuclei have shown that at $T \sim 4$ MeV important changes occur in the single-particle energies. Spectra become more compressed, some levels cross. Their temperature dependence starts to depend significantly also on the effective interaction. To demonstrate the importance of using temperature-dependent spectra at high T , we carried out a test calculation of the neutron pairing gap for ^{120}Sn , where the neutron energies are $\epsilon_j^0 = \epsilon_j(1 + T^2)$ with $\epsilon_j = 1.2 \cdot 10^4$ if $|j| \leq |j_{g=2}|$. For the levels above $|j_{g=2}|$, the values of ϵ_j are $0.49 \cdot 10^3$ and $0.7 \cdot 10^3$ for negative and positive j , respectively. This modification is made to qualitatively mimic the compression of the single-particle spectrum at high T as reported in [9]. The obtained MBCS gap is shown in Fig. 1. The temperature dependence of the gap is smooth and positive up to $T = 7$ MeV. For the limited spectrum used in the calculations of Ni isotopes [2], the major-shell spacing between (28-50) and (50-82) shells is about 3.6 MeV, so the region of valid temperature for this nucleus is far below $T \sim 3.6$ MeV.

For the picket-fence model (PFM) the region of valid T is defined by the limitation of the configuration space. Indeed, as has been pointed out in §1, the limited configuration space produces a wrong behavior of the heat capacity C , namely C reaches a maximum

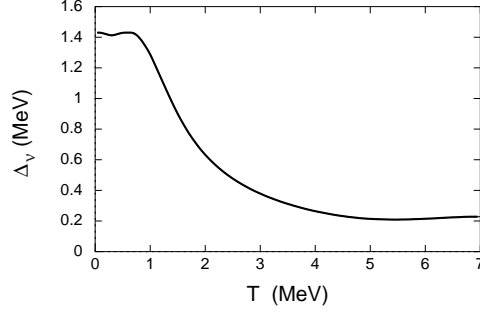


FIG. 1: M B C S neutron paring gap obtained for ^{120}Sn using the temperature-dependent test-spectrum as described in the text.

at a certain T_M and decreases as the $T > T_M$ (Schottky anomaly). The PFM used in [7] has only 10 levels. As a consequence, C reaches a maximum at $T_M \approx 1.2$ MeV, above which it starts to decrease (Fig. 4 (c) of [7]). Therefore, the region of $T > 1.2$ MeV is thermodynamically unphysical and should not be taken into consideration. The results of calculations within PFM at several values of the number of levels (particles) displayed in Fig. 2 show that enlarging the configuration space extends the region of valid T . The heat capacities C obtained within the BCS clearly shows how the bump in C at $T > T_c$ moves toward a higher temperature with increasing Ω . The maximum of this bump is found at around $T_M \approx 1.25, 2.5, 3.5, 4.8$ MeV, and 5 for $\Omega = 10, 20, 30$, and 40, respectively. This sets the region of valid T for these values of Ω to be $T < T_M$. For $\Omega = 50$ and 100 we found $T_M > 5$ MeV. Consequently, the M B C S gap obtained has no singularity at $0 < T < 4$ MeV as shown in Fig. 2 (b). The tail of Δ_{MBCS} at high T also becomes depleted with increasing Ω . All the strange features reported in [7] occur at $T > T_M$, i.e. in the region where the finite system cannot be considered to be thermodynamically meaningful. This includes the "phase transition" for ^{84}Ni at $T \approx 3 - 3.6$ MeV, i.e. comparable with the shell distance, the region $T > 5$ MeV for ^{120}Sn , and the strange behavior at $T \approx 1.7$ MeV (> 1.2 MeV) for the PFM with $\Omega = 10$.

The principle of compensation of dangerous diagrams was postulated to define the coefficients u_j and v_j of the Bogoliubov canonical transformation. This postulation and the variational calculation of $\partial H^0 / \partial v_j$ lead to Eq. (19) in [7] for the BCS at $T = 0$. This principle is justified so long as divergences can be removed from the perturbation expansion of the ground-state energy. However, at $T \neq 0$ a temperature-dependent ground state does

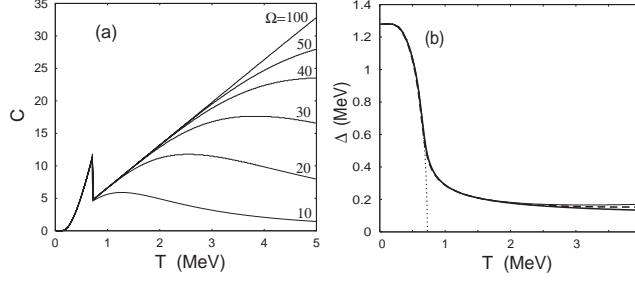


FIG. 2: (a) Heat capacities as functions of T obtained within the BCS for the PFM at various values of Ω shown at the right margin. The pairing strength parameter G is chosen equal to 0.48 MeV for $\Omega = 10$ to produce the value of the BCS gap $\Delta_{\text{BCS}}(T = 0) = 1.28$ MeV, and adjusted with increasing Ω so that $\Delta_{\text{BCS}}(T = 0)$ remains the same. (b) Pairing gaps as functions of T . The thin solid, dashed, and thick solid lines denote the M BCS gaps obtained with $\Omega = 40, 50$, and 100, respectively. The dotted line is the BCS gap (for $\Omega = 100$).

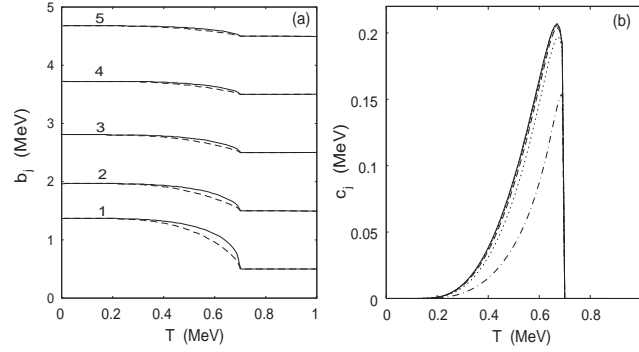


FIG. 3: Coefficients b_j (a) and c_j (b), obtained within BCS for 5 lowest levels in the PFM with $\Omega = 10$ as functions of T . In (a) the solid and dashed lines represent b_j and quasiparticle energies E_j , respectively. In (b) the solid, dashed, dotted, and dash-dotted lines correspond to levels 1 to 5 in (a), respectively.

not exist. Instead, one should replace the expectation value over the ground state with the one over the statistical (canonical or grand-canonical) ensemble [2, 3]. Therefore, Eq. (19) of [7] no longer holds at $T \neq 0$ since the BCS gap is now defined by Eq. (7), no longer by Eq. (3), of Ref. [7]. In Fig. 3 (a) and (b), one can see clearly how $b_j \neq E_j$ and $c_j \neq 0$ at $T \neq 0$. This invalidates the critics based on Eq. (19) of [7].

In conclusion, the test of [7] is inadequate to judge the applicability of the M BCS because its conclusions are based on the results obtained in the temperature region, where the

assumptions for the testing system itself are thermodynamically invalid. A convincing test of the M B C S should be conducted for various values of μ , including $\mu = 40, 50, 100$, etc., whose results should be compared with the exact ones at $T < T_M$. A comparison between the prediction by the M B C S and recent experimental data for the thermal pairing gap in ^{184}W [6] should be carried out as well. This has not been done in [7].

The numerical calculations were carried out using the FORTRAN IMSL Library by Visual Numerics on the RIKEN Super Combined Cluster (RSCC) System.

-
- [1] N. Dinh Dang and V. Zelevinsky, Phys. Rev. C 64, 064319 (2001).
 - [2] N. Dinh Dang and A. Arima, Phys. Rev. C 67, 014304 (2003).
 - [3] N. Dinh Dang and A. Arima, Phys. Rev. C 68, 014318 (2003).
 - [4] L. G. Moretto, Phys. Lett. B 40, 1 (1972).
 - [5] J. L. Egido, P. Ring, S. Iwasaki, and H. J. Mang, Phys. Lett. B 154, 1 (1985).
 - [6] T. Tsuboi and T. Suzuki, J. Phys. Soc. Jap. 42, 437 (1977); K. Kaneko and M. Hasegawa, Phys. Rev. C 72, 024307 (2005).
 - [7] V. Yu. Ponomarev and A. I. Vdovin, Phys. Rev. C 72, 034309 (2005).
 - [8] $\epsilon_{\text{H}}^{\text{MBCS}}$ is analytically equal to E_{MBCS} by definition (self-energy term $G \frac{\partial^2}{\partial \mu^2}$ neglected).
- Regarding the footnote [11] of Ref. [7] no specific heat was reported in Ref. [2].
- [9] P. Bonche, S. Levit, and D. Vautherin, Nucl. Phys. A 427, 278 (1984).