

STRANGENESS IN ULTRARELATIVISTIC NUCLEAR COLLISIONS^{1 2}**Boris Tomášik**³*Niels Bohr Institutet, Blegdamsvej 17, 2100 Copenhagen Ø, Denmark
and Ústav jaderné fyziky AVČR, 25068 Řež, Czech Republic*

Submitted August 15, 2005

A model for description of the $\sqrt{s_{NN}}$ dependence of $\langle K^+ \rangle / \langle \pi^+ \rangle$ ratio at the CERN SPS and upper AGS energies is proposed. It uses hadronic degrees of freedom and the amount of produced strangeness is mainly controlled by the total lifetime of the fireball. Decreasing lifetime with increasing collision energy is conjectured.

PACS: 25.75.-q, 25.75.Dw, 24.10.Pa

Production of strangeness was among the first observables studied in ultrarelativistic nuclear collisions in the search for *quark-gluon plasma* (QGP). The transition into plasma phase was expected to facilitate strangeness production and lead to its enhanced abundance [1]. It is namely rather costly to produce strangeness in a hadronic system; the lowest threshold which is about 530 MeV above the incoming masses is realised in the $\pi N \rightarrow \Lambda K$ channel. On the other hand, production of a $s\bar{s}$ pair of quarks in the QGP requires only some 300 MeV. Thus the production rates should be bigger in the deconfined (QGP) phase than in the hadronic gas.

A decisive role in strangeness production is also played by the lifespan of the fireball. Smaller or larger production rates cause that it takes longer or shorter time, respectively, to produce the same amount of strangeness.

At present, perhaps the most exciting result of the energy scan with nuclear collisions at the CERN SPS is the excitation function⁴ of the $\langle K^+ \rangle / \langle \pi^+ \rangle$ multiplicity ratio (see Figure 1) [2]. So far, the sharp decrease of the ratio above the peak position at projectile energy of 30 GeV per nucleon was successfully interpreted only in framework of a so-called *Statistical Model of Early Stage* [3]. This model assumes that primordial⁵ production of secondaries leads immediately to chemically equilibrated system where the amount of strangeness is given by the governing temperature and the phase the system finds itself in. The sharp decrease of the $\langle K^+ \rangle / \langle \pi^+ \rangle$ ratio above $E_{\text{projectile}} = 30 \text{ AGeV}$ is put in connection with the mixture of the hadronic and the QGP phase.

¹Presented at 15-th Conference of Czech and Slovak Physicists, Košice, Slovakia, September 5-8, 2005²Based on work done together with E E Kolomeitsev³E-mail address: boris.tomasik@cern.ch⁴Excitation function is, in general, the dependence of a studied quantity on the energy of the collision.⁵Primordial production is due to collisions of incoming nucleons/partons.

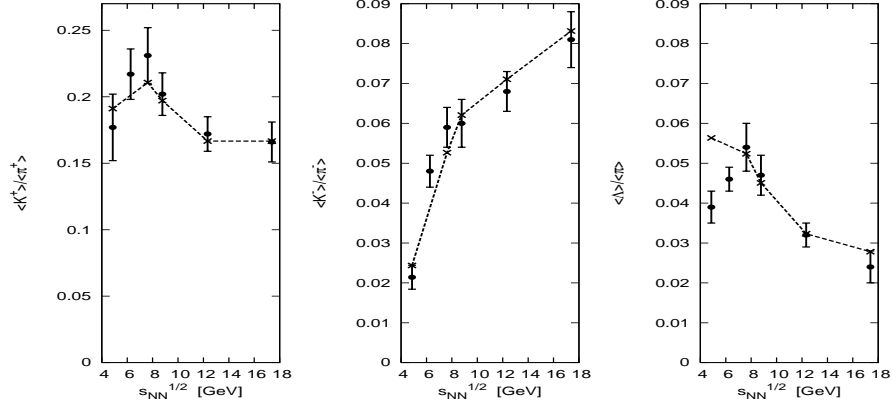


Fig. 1. Comparison of model calculations for all collision energies with data.

An important task in the hunt for QGP is the exploration of alternative models which make *no* plasma assumptions. Such models must be falsified if the identification of QGP is to be claimed. Therefore, we propose [4] a model aimed for interpretation of the $\sqrt{s_{NN}}$ dependence of strangeness production exclusively using hadronic degrees of freedom.

It is assumed that the $\langle K^+ \rangle / \langle \pi^+ \rangle$ peak appears due to two effects. Firstly, the rise of positive kaon production is due to increasing energy which is at disposal for particle creation. The second effect is stopping and its weakening toward higher collision energies. This leads to shorter lifetimes. As a consequence, fewer kaons are produced during a shorter lifespan.

We focus on densities of various hadronic species and calculate their evolution. In particular, we evolve the kaon densities in time according to the master equation

$$\frac{dn_K}{dt} = n_K \left(-\frac{1}{V} \frac{dV}{dt} \right) + \sum_{ij} \langle v_{ij} \sigma_{ij}^+ \rangle n_i n_j - \sum_j \langle v_{Kj} \sigma_{Kj}^- \rangle n_K n_j. \quad (1)$$

The first term on the right-hand side includes the expansion rate. It corresponds to density change due to the growth of fireball volume. We shall adopt an ansatz for this term expressed via parametrisation of the energy density and baryon density as functions of time below in eq. (2). The second term on the right-hand side of eq. (1) is the kaon production rate; the term in angular brackets denotes momentum-averaged cross-sections multiplied by relative velocity of the interacting species i and j . The last term gives the annihilation rate and has a similar structure as the second term.

The ansatz for the energy density and densities of conserved quantum numbers, B and I_3 , reads

$$\rho(t) = \begin{cases} \rho_0 (1 - at - bt^2)^\delta & \text{for } t < \tau_s \\ \frac{\rho'_0}{(t - \tau_0)^{\alpha\delta}} & \text{for } t > \tau_s \end{cases} \quad (2)$$

where $\delta = 1$ for energy density and it assumes a value $3/4 < \delta < 1$ (depending on the equation of state) for baryon density and I_3 density. The ρ 's stand for any kind of density here. The first

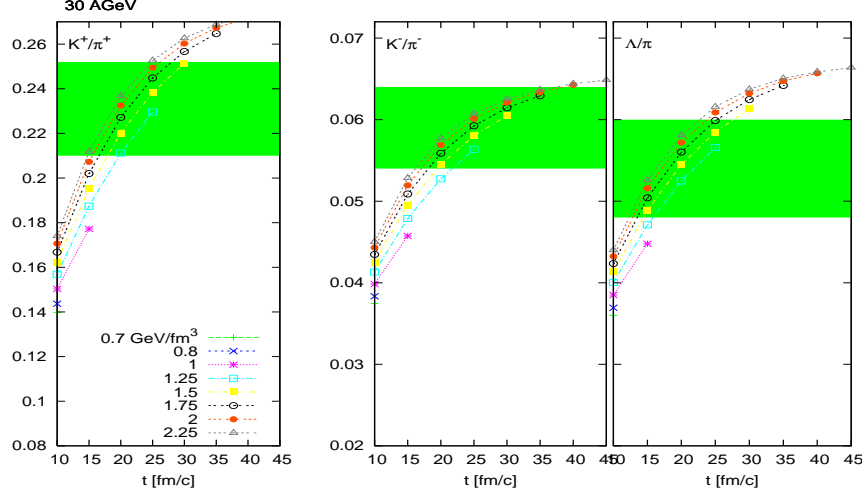


Fig. 2. Dependence of the multiplicity ratios $\langle K^+ \rangle / \langle \pi^+ \rangle$, $\langle K^- \rangle / \langle \pi^- \rangle$, $\langle \Lambda \rangle / \langle \pi \rangle$ on the total lifetime of the fireball calculated for Pb+Pb collisions at projectile energy of 30 AGeV. Different curves show scenarios with different initial energy densities. Horizontal bands indicate measured values.

part of the parametrisation corresponds to acceleration, the second part is a power-law expansion suggested by intensity interferometry data (see e.g. [5, 6] for review). We shall explore a range of parameters in this parametrisation and their impact on the results.

From eq. (2) we determine at any time the energy density and the densities of all *non-strange* species. These are assumed to be in *chemical equilibrium* since the reaction rates among them are large. Densities of K^+ , K^0 , K^{*+} , K^{*0} are calculated according to eq. (1). Negative kaons are of different nature than K^+ . In a baryon-rich environment, as produced in nuclear collisions at these energies, the latter are produced in associated production with hyperons $\pi N \rightarrow Y K$, while the former can only be produced together with another kaon, e.g. $\pi\pi \rightarrow K\bar{K}$. On the other hand, reactions which just swap the strange quark from one species to another are quick (e.g. $\pi\Lambda \leftrightarrow \bar{K}N$), thus the $S < 0$ sector is in *relative* chemical equilibrium: the *ratios* of their abundances are given by temperature and chemical potentials. Of course, the *total* strangeness of the system must vanish.

In this setup, the final density of $S > 0$ species is mainly determined by the lifespan and a bit less by the temperature. The total amount of negative kaons and Λ 's is such that the whole $S < 0$ sector balances the $S > 0$ densities. The density of K^- relative to Λ is given by the final temperature.

The parametrisation (2) is tuned in such a way that it ends in a final state corresponding to chemical composition as obtained in the fits by Becattini *et al.* [7]. Primordial content of strangeness is estimated from pp, pn, and nn collisions [4]. We are studying the dependence of the resulting density ratios on the initial energy density and the total lifetime of the system.

An example of the results is shown in Fig. 2. One can observe that strangeness production mainly depends on the lifetime and not so much on the initial energy density. This feature is yet

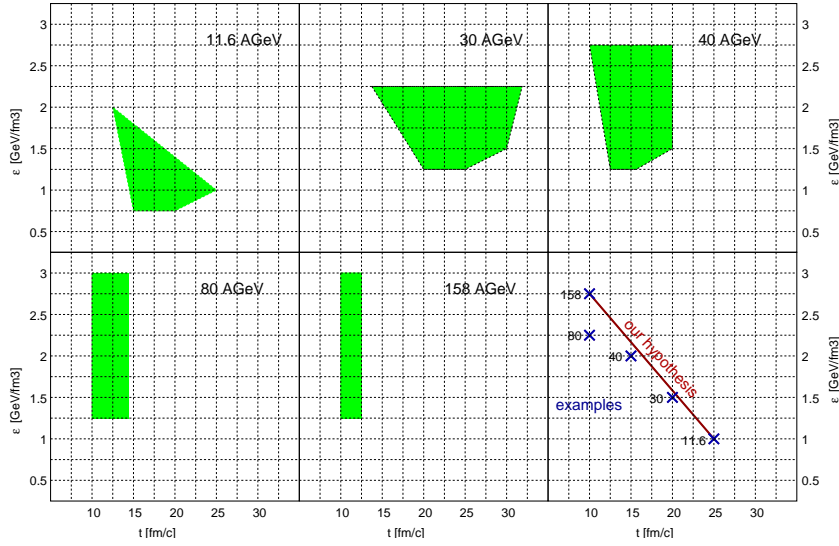


Fig. 3. Summary of lifespans and initial energy densities allowed by comparison with data. Crosses in the lower right panel show the parameters of calculations which are compared to data in Fig. 1.

more pronounced when increasing the collision energy.

In Fig. 3 we see that at SPS strangeness production is accommodated by our hypothesis: with increasing collision energy the initial energy density is higher and the lifetime shorter. There may be some problems with collisions at 11.6 AGeV (AGS energy); a possible resolution might be in changing the type of parametrisation for the time-dependence of densities. The calculated results are compared with data in Fig. 1.

The underlying idea of the model works. We were able to describe the data using a hadronic scenario. Whether or not this scenario is indeed applicable can be decided after a careful cross-check with freeze-out analysis of spectra, HBT, abundances, and with the dilepton spectra.

Acknowledgement: This project was supported by a Marie Curie Intra-European Fellowship within the 6th European Community Framework Programme.

References

- [1] P. Koch, B. Müller, J. Rafelski: *Phys. Rept.* **142** (1986) 167
- [2] V. Friese for the NA49 collaboration: *J. Phys. G* **31** (2005) S911
- [3] M. Gaździcki and M.I. Gorenstein: *Acta Physica Polonica B* **30** (1999) 2705
- [4] B. Tomášik and E. E. Kolomeitsev, in preparation
- [5] B. Tomášik and U. A. Wiedemann: in *Quark Gluon Plasma 3*, eds. R.C. Hwa and Q.-N. Wang; World Scientific 2004, [hep-ph/0210250]
- [6] M. A. Lisa, S. Pratt, R. Soltz and U. A. Wiedemann, nucl-ex/0505014
- [7] F. Becattini *et al.*: *Phys. Rev. C* **69** (2004) 024905