

ϕ production at RHIC: characterization of co-existence phase

Jajati K. Nayak¹, Jan-e Alam¹, Bedangadas Mohanty¹, Pradip Roy² and Abhee K. Dutt-Mazumder²

(1) Variable Energy Cyclotron Centre, 1/AF, Bidhan Nagar, Kolkata - 700064 and

(2) Saha Institute of Nuclear Physics, 1/AF, Bidhan Nagar, Kolkata - 700064

We extract the effective degrees of freedom that characterize the co-existing phase of quark gluon plasma and hadrons. Experimental data on ϕ at mid-rapidity is used to set a lower bound to the critical temperature of quark hadron phase transition. The production and evolution of strangeness have been studied by using Boltzmann equation. The results have been contrasted with the experimental data obtained by STAR collaboration at RHIC for Au + Au collisions at $\sqrt{s_{NN}} = 200$ GeV. Our study reveals that the ϕ mesons freeze out at a temperature ~ 160 MeV, a value close to the transition temperature for quark-hadron phase transition.

PACS numbers: 25.75.-q, 25.75.Dw, 24.85.+p

The goal of the ultra-relativistic heavy ion collisions is to create and study quark gluon plasma (QGP). The pre-requisite for the formation of QGP is to create a hot and dense system of nuclear matter. Experimental results from the Relativistic Heavy-Ion Collider (RHIC) have indicated the formation of such a state of matter in the early stage [1]. Among others, one of the promising signals of QGP formation is the enhanced production of strange particles [2]. As a result, the production of particles with hidden (*e.g.* ϕ) as well as open strangeness have become a field of intense theoretical [3, 4, 5, 6] and experimental [7, 8, 9, 10] activities.

In the present work we study the production of ϕ meson at RHIC. The ϕ meson is composed of a strange (s) and anti-strange (\bar{s}) quark and its interaction with nuclear matter is suppressed according to Okubo-Zweig-Izuka (OZI) rule. In QGP s and \bar{s} quarks are produced mainly by gluon fusion and annihilation of light (u and d) quarks and anti-quarks. These $s\bar{s}$ will form ϕ through the hadronization process. This process is not OZI suppressed. Therefore, we expect excess ϕ if QGP is formed in the initial state of heavy ion collisions as compared to hadronic initial state. The production of ϕ mesons from sources other than plasma is expected to be small, so they will not overshadow the plasma signal. The other advantage of ϕ is that after its production during the hadronization of the QGP, it suffers less re-scattering in the hadronic matter, thereby retaining information of the thermodynamic state of the matter during its hadronization stage. Therefore, study of ϕ spectra will be very useful to determine the transition temperature (T_c) for quark-hadron phase transition. However, it may be mentioned that the kaons which come from decay of ϕ mesons will undergo re-scattering, and the ϕ 's experimentally reconstructed from these kaons may carry some re-scattering effect. Still reliable information on T_c can be extracted by measuring ϕ productions in high energy heavy ion collisions [11].

In this work we shall show the usefulness of ϕ as a probe for co-existence phase by studying its production at $\sqrt{s_{NN}} = 200$ GeV [8]. First we demonstrate from the experimental data that ϕ meson freezes out at a temperature close to T_c , the value of which is obtained from lattice QCD simulations [12]. We argue, using the yield of ϕ mesons at mid-rapidity ($\frac{dN_\phi}{dy}$) that the enhanced production is possible if the system has passed through a mixed phase of quarks, gluons and hadrons and the temperature during the hadronization is ≥ 160 MeV. Finally, attempt has been made to characterize the mixed phase by putting bounds on the effective statistical degeneracy.

Relativistic hydrodynamics with (3+1) dimensional expansion [13] and boost invariance along the longitudinal direction [14] has been used to study the evolution of the matter formed in heavy ion collisions. We take the equation of state from lattice QCD simulations [12]. The initial velocity and energy density profiles are taken as $v(r, \tau_i) = 0$ and $\epsilon(r, \tau_i) = \epsilon_0/(1 + \exp(r - R)/\delta)$ respectively. Here τ_i is the thermalization time, R is nuclear radius. Results will be shown for two sets of values of $\tau_i = 0.15$ and 0.2 fm/c. Such values of τ_i [15, 16] have recently been used to reproduce the thermal photon spectra measured by PHENIX collaboration [17] in Au + Au collisions at $\sqrt{s_{NN}} = 200$ GeV. The corresponding values for the initial temperatures are 590 and 480 MeV respectively. Results of transverse mass spectra of ϕ mesons are shown in fig. 1. It appears that the results for $T_i = 590$ MeV describes the data quite well for the entire range of transverse momentum (p_T) under consideration. However, for p_T more than 2 GeV (or $m_T - m_\phi \sim 1.2$ GeV, where $m_T = \sqrt{p_T^2 + m_\phi^2}$ is the transverse mass and m_ϕ is the mass of the ϕ meson) the application of hydrodynamics may be questionable and contributions from perturbative QCD may become important. In fact, at low p_T domain the contribution of thermal $s\bar{s}$ for ϕ formation is domi-

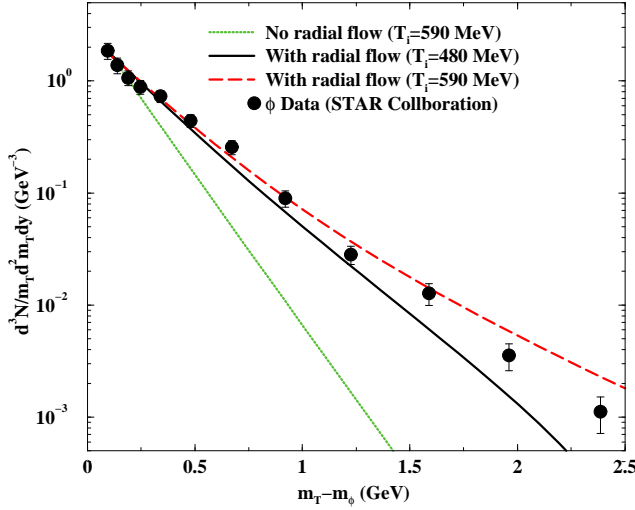


FIG. 1: Transverse mass distribution of ϕ mesons for 0-5% central Au+Au collisions at $\sqrt{s_{NN}} = 200$ GeV. Compared to hydrodynamical calculations with and without radial flow and for two different initial conditions. The equation of state used is obtained from lattice QCD results.

nant [18]. In that case, the description for $T_i = 480$ MeV is better suited. From the inverse slope (for $0.45 \leq p_T$ (GeV) ≤ 2) of the data we get the effective temperature as 257 ± 8 MeV. We find that the average radial velocity $\langle v_r \rangle \sim 0.43$ at the freeze-out surface of ϕ . Therefore, using the relation $T_{eff} = T_{true} + (1/2)m_\phi \langle v_r \rangle^2$, we get the ‘true’ freeze-out temperature $T_{true} \sim 162 \pm 8$ MeV (error bars correspond to the experimental error bars [8]). It should be noted that the value of T_{true} is close to T_c predicted by lattice QCD simulation. The value of the hadronization temperature in statistical hadronization model [19] was found as $T_c = 155 \pm 8$ MeV (see also [20]). The similar value of hadronization temperature was obtained [21] from the analysis of experimental data on heavier hadrons.

Now we turn to the yield of ϕ mesons at mid rapidity. The experimental value of $\frac{dN_\phi}{dy}$ for 0-5% central collisions is 7.7 ± 0.30 [8]. It is more convenient to deal with the ratio, $\frac{dN_\phi/dy}{dN/dy}$, where dN/dy is the total particle multiplicity at mid-rapidity. This ratio has the advantage of some of the uncertainties (*e.g.* volume) getting canceled. From thermal model calculations it can be shown that at the critical temperature T_c ,

$$\frac{\frac{dN_\phi}{dy}}{\frac{dN}{dy}} = 0.7 \frac{1}{g_{eff}(T_c)} \int_{M_\phi/T_c}^{\infty} \frac{x^2 dx}{e^x - 1}. \quad (1)$$

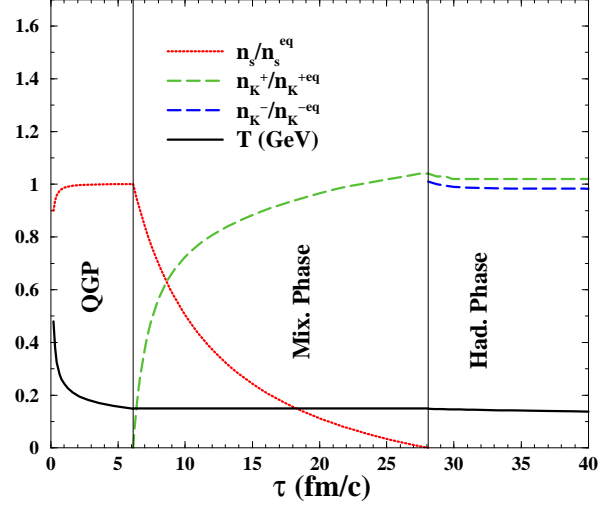


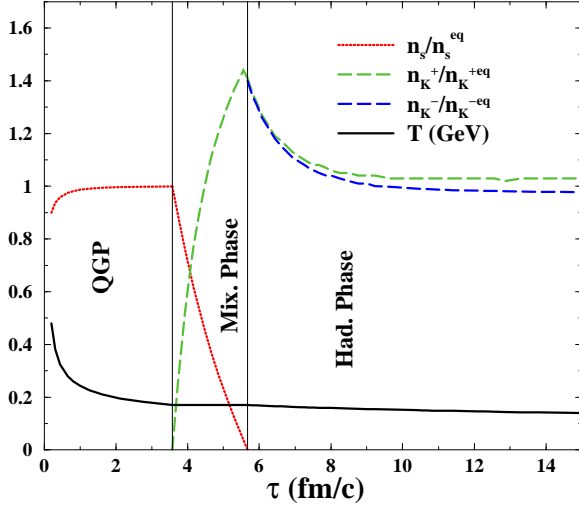
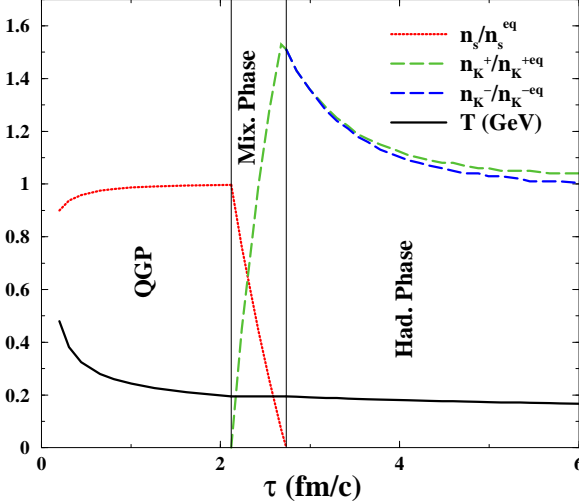
FIG. 2: The time evolution of the ratio of non-equilibrium to equilibrium number density of strange quarks/hadrons for transition temperature $T_c = 150$ MeV. The variation of temperature with time is also shown.

where, $m_\phi = 1.02$ GeV, and g_{eff} is the effective statistical degeneracy. Eq. 1 indicates that the ratio $\frac{dN_\phi/dy}{dN/dy}$ depends on T_c and the statistical degeneracy where the ϕ mesons freeze out. Taking T_c and g_{eff} from lattice QCD simulations [12] as 170 MeV and 18 respectively, we get $\frac{dN_\phi/dy}{dN/dy} = 4.77 \times 10^{-3}$ from Eq. 1. The experimental value of $\frac{dN_\phi/dy}{dN/dy}$ is 7.7×10^{-3} . This indicates that there is a clear over production of ϕ mesons. The data can be expressed in terms of the calculated value of $dN_\phi/dy|_{eq}$ by a simple relation:

$$\gamma_\phi = \frac{dN_\phi/dy|_{expt}}{dN/dy|_{eq}} \quad (2)$$

$dN_\phi/dy|_{eq}$ is the value of ϕ meson multiplicity expected from thermal model at T_c and γ_ϕ is the enhancement factor [a value of $\gamma_\phi = 1$ (< 1) indicates equilibrium (under production)]. The experimental data requires the value of γ_ϕ to be ~ 1.3 . This indicates that there seems to be a over saturation of strangeness production at the temperature where ϕ freezes out.

Now we ask at what stage of the evolution of the system formed in heavy-ion collisions gives the required over production of strangeness? We adopt the momentum integrated Boltzmann equation to study the evolution of the strangeness density. This has also been used extensively to investigate the density evolution in the early universe [22]. The initial state is considered as a thermalized state of gluons and light quarks with initial temperature, $T_i \sim 480$ MeV

FIG. 3: Same as Fig.2 for $T_c = 170$ MeV.FIG. 4: Same as Fig.2 for $T_c = 195$ MeV.

and thermalization time, $\tau_i \sim 0.2$ fm/c. The reactions considered for the strange quark productions in QGP are: $q\bar{q} \rightarrow s\bar{s}$ and $gg \rightarrow s\bar{s}$. For the production of strange hadrons the following reactions are considered [23]: $\pi^+ + \pi^- \rightarrow K^+ + K^-$, $\pi^+ + \pi^0 \rightarrow K^+ + \bar{K}^0$ and $\pi^0 + \pi^0 \rightarrow K^+ + K^-$ in the meson-meson sector and $\pi^+ + n \rightarrow \Lambda + K^+$, $\pi^0 + p \rightarrow \Lambda + K^+$, $\pi^+ + p \rightarrow \Sigma^+ + K^+$, $\pi^- + p \rightarrow \Sigma^- + K^+$ and $\pi^0 + n \rightarrow \Sigma^- + K^+$ for the meson-baryon sector.

The evolution of \bar{s} in QGP phase with proper time τ is given by

$$\frac{dr_{\bar{s}}}{d\tau} = \frac{R_{\bar{s}}(T)}{n_{\bar{s}}^{eq}} [1 - r_s r_{\bar{s}}] \quad (3)$$

Similarly the evolution of K^+ mesons in the mixed phase is governed by the following equation:

$$\begin{aligned} \frac{dr_{K^+}}{d\tau} = & \frac{R_{K^+}(T_c)}{n_{K^+}^{eq}} (1 - r_{K^+} r_{K^-}) \\ & + \frac{R_{\Lambda}(T_c)}{n_{K^+}^{eq}} (1 - r_{K^+} r_{\Lambda}) \\ & + \frac{R_{\Sigma}(T_c)}{n_{K^+}^{eq}} (1 - r_{K^+} r_{\Sigma}) \\ & + \frac{1}{f} \frac{df}{dt} \left(\zeta \frac{r_{\bar{s}} n_s^{eq}}{n_{K^+}^{eq}} - r_{K^+} \right) \end{aligned} \quad (4)$$

In the above equation the last term stands for the hadronization of \bar{s} quarks to K^+ [24, 25]. ζ is a parameter which indicates the fraction of s (\bar{s}) quarks hadronizing to K^- (K^+), the value of $\zeta = 0.5$ if we consider K^+ , \bar{K}^0 , K^- and K^0 formation in the mixed phase. r_i denotes the ratio of non-equilibrium (n_i) to equilibrium (n_i^{eq}) density of the particle i . Similar equation can be written for r_k in the hadronic phase. The evolution of other particles *e.g.* K^- can be treated similarly with appropriate cross sections [23] as inputs and solving the couple set of equations. The initial value of s and \bar{s} quarks are taken close to their equilibrium value. However, a small change in the initial values of r_s do not change the final results drastically. Even with lower initial values of s and \bar{s} the system reaches equilibrium very fast due to their production in the high temperature heat bath. In Eq. 4 f and $(1 - f)$ are the fractions of hadrons and QGP respectively in the mixed phase. $R_i(T)$ is the production rate of particle i at temperature T . The cooling of the heat bath is governed by the following equation [26]:

$$\begin{aligned} \frac{dT}{d\tau} = & -c_s^2 \frac{T}{\tau} \\ & - \frac{b(r_s + r_{\bar{s}})}{\alpha(a + b(r_s + r_{\bar{s}}))} \end{aligned} \quad (5)$$

where $\alpha = (1 + c_s^2)/c_s^2$, $a = 8\pi^2/(45c_s^2)$ and $b = 7\pi^2 n_F/(120c_s^2)$, c_s^2 is the velocity of sound, n_F is the number of flavours and $r_s = dr_s/d\tau$. It may be noted that the Bjorken's cooling law can be recovered from Eq. 5 when the second term vanishes. The value of net baryon number at the central rapidity has been assumed to be zero.

The time evolutions of the ratios of non-equilibrium to equilibrium number density (r_i) for $T_c = 150, 170$ and 195 MeV are shown in Fig. 2, 3 and 4 respectively. It should be mentioned here that the corresponding g_{eff} for the above values of temperature are taken from lattice QCD [12]. We observe a clear over saturation in number density of kaons at the end of the mixed phase (Fig. 3 & 4). For $T_c = 170 - 195$ MeV the value of r_K is 1.4 - 1.5

at the end of the mixed phase, before it reaches the equilibrium value of 1 in the hadronic phase. It may be noted that there is a small difference between r_{K^+} and r_{K^-} in the hadronic phase because of their different production cross sections. For the value of $T_c = 150$ MeV, we observe that $r_{K^+} \sim 1$, for $\zeta = 0.5$. For smaller values of ζ , r_{K^+} will be even smaller.

Considering that we need a $\gamma_\phi > 1$ to explain the experimental data (as explained before) our calculations set a lower bound on the value of T_c , it must be ≥ 160 MeV. For a hadronic initial state with temperature of 250 MeV the value of r_K remains ≤ 1 . This indicates that the enhanced production of ϕ mesons in heavy-ion collisions at $\sqrt{s_{NN}} = 200$ GeV can be explained if the system passes through a mixed phase during its evolution with a $T_c \geq 160$ MeV. At this value of T_c , the enhancement factor, $\gamma_\phi \sim r_{K^+} \times r_{K^-} \sim \gamma_K^2 \sim 1.24$. This is the value required to explain the experimental data.

The life time of the mixed phase crucially depends on the effective statistical degeneracy of QGP and hadronic phases. $g_{eff} \sim 9, 26$ and 31 for $T = 150, 170$ and 195 MeV respectively. Larger difference in the statistical degeneracy gives rise to larger discontinuity in the entropy density which consequently generates more latent heat. In the mixed phase the cooling due to expansion is compensated by the liberation of latent heat. Hence if larger latent is generated then the system will spend more time in the mixed phase *i.e.* the life time of the mixed phase will be larger. This is clearly reflected in the results shown in Fig. 2-4.

We characterize the mixed phase in terms of effective statistical degeneracy in the present analysis. This is justified because, (i) ϕ mesons freeze out at T_c and (ii) its production can only be explained by the existence of mixed phase. For fixed g_{eff} we calculate $\frac{dN_\phi}{dy} / \frac{dN}{dy}$ from Eq. 1. This ratio is then multiplied by γ_ϕ and compared with the corresponding value from experimental data (lies within the two thick horizontal lines). The results for $g_{eff} = 18, 24$, and 30 are shown in the Fig. 5. We find that $g_{eff} \sim 18$ may be considered as a lower bound. The study of K/π in the similar framework is under progress [29].

In summary, we have studied the production of ϕ meson in Au+Au collisions at $\sqrt{s_{NN}} = 200$ GeV. The transverse mass spectra is well explained by hydrodynamical model with equation of state taken from lattice QCD. It is observed that ϕ mesons freezes out around the transition temperature predicted by lattice QCD. The over production of ϕ meson at mid-rapidity can only be explained if QGP is formed in the initial state and passes through a co-existence phase of QGP and hadrons, *i.e.* over saturation in strangeness indicates the formation of co-existing phase of QGP and hadrons (indications of which has already been indicated at SPS ener-

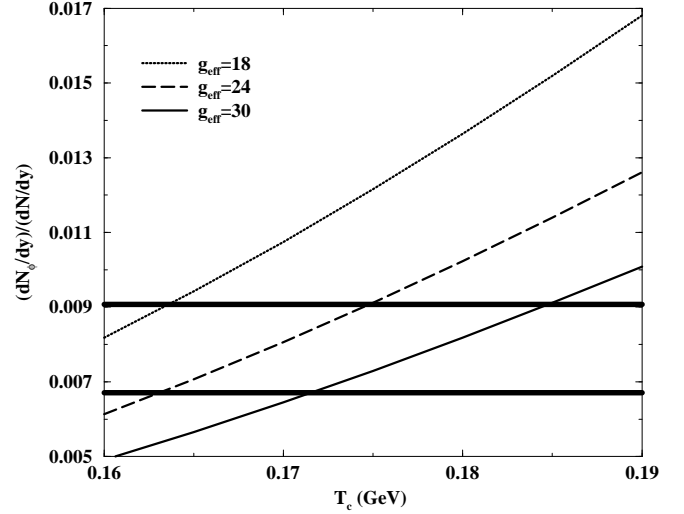


FIG. 5: The variation of $(dN_\phi/dy)/(dN/dy)$ with T_c for three values of g_{eff} . The thick solid horizontal lines represents experimental value of $(dN_\phi/dy)/(dN/dy)$ with associated error bars.

gies [27, 28]. The analysis of the experimental data reveals a lower bound on the transition temperature and the effective statistical degeneracy. The extracted value of $T_c \sim 162 \pm 8$ and the lower bound on $g_{eff} \sim 18$.

-
- [1] I. Arsene et al., BRAHMS Collaboration, Nucl. Phys. A 757 (2005) 1; B.B. Back et al., PHOBOS Collaboration, Nucl. Phys. A 757 (2005) 28; J. Adams et al., STAR Collaboration, Nucl. Phys. A 757 (2005) 102; K. Adcox et al., PHENIX Collaboration, Nucl. Phys. A 757 (2005) 184; M. Gyulassy and L. McLerran, Nucl. Phys. A 750 (2005) 30; E. V. Shuryak, Nucl. Phys. A 750 (2005) 64.
 - [2] J. Rafelski and B. Muller, Phys. Rev. Lett. 48 (1982) 1066; P. Koch, B. Muller, J. Rafelski Phys. Rep. 142

- (1986)167.
- [3] J. H. Chen *et al.*, arXiv:nucl-th/0504055.
- [4] S. Pal, C. M. Ko and Z. Lin, Phys. Lett. B **707** (2002) 525.
- [5] C. Fuchs, arXiv:nucl-th/0507017.
- [6] J. Letessier and J. Rafelski, arXiv:nucl-th/0504028.
- [7] S. S. Adler *et al.*, PHENIX collaboration, Phys. Rev. C **72** (2005) 014903.
- [8] J. Adams, *et al.*, STAR Collaboration, Phys. Lett. B 612 (2005) 181.

- [9] J. Adams, *et al.*, STAR Collaboration, Phys. Rev. Lett. **92** (2004) 182301.
- [10] S. V. Afanasiev *et al.*, NA49 Collaboration, Phys. Lett. B **491** (2000) 59.
- [11] A. Shor, Phys. Rev. Lett. **54** (1985) 1122.
- [12] F. Karsch, Nucl. Phys. A **698** (2002) 199c.
- [13] H. von Gersdorff, M. Kataja, L. McLerran and P. V. Ruuskanen, Phys. Rev. D **34** (1986) 794.
- [14] J. D. Bjorken, Phys. Rev. D **27** (1983) 140.
- [15] J. Alam, J. K. Nayak, P. Roy, A. K. Dutt-Mazumder and B. Sinha, arXiv:nucl-th/0508043.
- [16] D. d'Enterria and D. Peressounko, arXiv:nucl-th/0503054.
- [17] H. Buesching (for PHENIX Collaboration), 18th International Conference on Ultra-Relativistic Nucleus-Nucleus Collisions, August 4-9, 2005, Budapest, Hungary.
- [18] R. C. Hwa and C. B. Yang, arXiv:nucl-th/0406072.
- [19] J. Rafelski, J. Letessier and G. Torrieri, arXiv:nucl-th/0412072.
- [20] P. Braun-Munzinger, K. Redlich and J. Stachel, arXiv:nucl-th/0304013.
- [21] M.I. Gorenstein, K.A. Bugaev, M. Gazdzicki, Phys. Rev. Lett. **88** (2002) 132301.
- [22] E. W. Kolb and M. S. Turner, The Early Universe, Addison-Wesley, NY, 1990.
- [23] G. Q. Li, C. H. Lee and G. E. Brown, Nucl. Phys. A **625** (1997) 372.
- [24] J. Kapusta and A. Mekjian, Phys. Rev. D **33** (1986) 1304.
- [25] T. Matsui, B. Svetitsky, L. D. McLerran, Phys. Rev. D **34** (1986) 783; T. Matsui, B. Svetitsky, L. D. McLerran, Phys. Rev. D **34** (1986) 2047.
- [26] J. Alam, P. Roy, S. Sarkar, S. Raha and B. Sinha, Int. J. Mod. Phys. A **12** (1997) 5151.
- [27] B. Mohanty, J. Alam, S. Sarkar, T. K. Nayak and B. Nandi, Phys. Rev. C **68** (2003) 021901R.
- [28] M. Gazdzicki *et al.* NA49 Collaboration, J. Phys. G **30** (2004) S701.
- [29] J. K. Nayak *et al.* to be published.