

# Systematic analysis of the uncertainty in the $0^+$ decay nuclear matrix elements

V. A. Rodin,<sup>†</sup> Am and Faessler,<sup>‡</sup> and F. Šimkovic<sup>§</sup>

Institute für Theoretische Physik der Universität Tübingen, D-72076 Tübingen, Germany

Petr Vogel<sup>\*</sup>

Kellogg Radiation Laboratory 106-38,  
California Institute of Technology, Pasadena, CA 91125, USA and  
Physics Department, Stanford University, Stanford, CA 94305, USA  
(Dated: February 9, 2020)

## Abstract

The nuclear matrix elements  $M^{0^+}$  of the neutrinoless double beta decay ( $0^+$ ) of most nuclei with known  $2^+$ -decay rates are systematically evaluated using the Quasiparticle Random Phase Approximation (QRPA) and Renormalized QRPA (RQRPA). The experimental  $2^+$ -decay rate is used to adjust the most relevant parameter, the strength of the particle-particle interaction. New results confirm that with such procedure the  $M^{0^+}$  values become essentially independent on the size of the single-particle basis. Furthermore, the matrix elements are shown to be also rather stable with respect to the possible quenching of the axial vector strength parameterized by reducing the coupling constant  $g_A$ , as well as to the uncertainties of parameters describing the short range nucleon correlations. Theoretical arguments in favor of the adopted way of determining the interaction parameters are presented.

PACS numbers: 23.10.-s; 21.60.-n; 23.40.Bw; 23.40.Hc

Keywords: Neutrino mass; Neutrinoless double beta decay; Nuclear matrix element; Quasiparticle random phase approximation

---

<sup>†</sup>Electronic address: vadin.rodin@uni-tuebingen.de

<sup>‡</sup>Electronic address: am.and.faessler@uni-tuebingen.de

<sup>§</sup>Electronic address: fedor.simkovic@fmph.uniba.sk; On leave of absence from Department of Nuclear Physics, Comenius University, Mlynska dolina F1, SK-842 15 Bratislava, Slovakia

<sup>\*</sup>Electronic address: pxv@caltech.edu

## I. INTRODUCTION

Inspired by the spectacular discoveries of oscillations of atmospheric [1], solar [2, 3, 4, 5], and reactor neutrinos [6] (for recent reviews see [7, 8, 9, 10, 11]) the physics community worldwide is embarking on the next challenging problem, finding whether neutrinos are indeed Majorana particles as many particle physics models suggest. Study of the neutrinoless double beta decay ( $0\nu\beta\beta$ ) is the best potential source of information about the Majorana nature of the neutrinos [12, 13, 14, 15]. Moreover, the rate of the  $0\nu\beta\beta$  decay, or limits on its value, can be used to determine the neutrino mass pattern and constrain the absolute neutrino mass scale, i.e., information not available by the study of neutrino oscillations. (The goals, and possible future directions of the field are described, e.g., in the recent study [16]. The issues particularly relevant for the program of  $0\nu\beta\beta$  decay search are discussed in [17].)

The observation of  $0\nu\beta\beta$  decay would immediately tell us that neutrinos are massive Majorana particles. But without accurate calculations of the nuclear matrix elements it will be difficult to reach quantitative conclusions about the absolute neutrino masses and mass hierarchies and confidently plan new experiments. Despite years of effort there is at present a lack of consensus among nuclear theorists how to correctly calculate the nuclear matrix elements, and how to estimate their uncertainty (see e.g. [15, 18]). Since an overwhelming majority of published calculations is based on the Quasiparticle Random Phase Approximation (QRPA) and its modifications, it is worthwhile to try to see what causes the sizable spread of the calculated  $M^{0\nu}$  values. Does it reflect some fundamental uncertainty, or is it mostly related to different choices of various adjustable parameters? If the latter is true (and we believe it is) can one find and justify an optimal choice that largely removes such unphysical dependence?

In the previous paper [19] we have shown that by adjusting the most important parameter, the strength of the isoscalar particle-particle force so that the known rate of the  $2\nu\beta\beta$ -decay is correctly reproduced, the dependence of the calculated  $0\nu\beta\beta$  nuclear matrix elements  $M^{0\nu}$  on other things that are not a priori fixed, is essentially removed. In particular, we have shown that this is so as far the number of single particle states included is concerned, and the choice of the different realistic representations of the nucleon G-matrix. In [19] we applied this procedure to the most important  $0\nu\beta\beta$  decay candidate nuclei,  $^{76}\text{Ge}$ ,  $^{100}\text{Mo}$ ,  $^{130}\text{Te}$ , and  $^{136}\text{Xe}$ .

In the present work we wish to expand and better justify the ideas presented in [19]. First, the method is systematically applied to calculate the nuclear matrix elements  $M^{0\nu}$  for most of the nuclei with known experimental  $2\nu\beta\beta$ -decay rates. Second, the sensitivity of the results to variation of other model parameters is tested. These are the axial vector quenching factor, commonly described as a modification of the constant  $g_A$ , and the parameters that describe the effect of the short range correlations. Finally, arguments in favor of the chosen calculation method are presented and discussed.

## II. DETAILS OF THE CALCULATION OF $0\nu\beta\beta$ DECAY MATRIX ELEMENTS

Provided that a virtual light Majorana neutrino with the effective mass  $m_i$ ,

$$m_i = \sum_i^N U_{ei} J e^{i\phi_i} m_i; \quad (\text{all } m_i > 0); \quad (1)$$

is exchanged between the nucleons [20] the half-life of the  $0^-$  decay is given by

$$\frac{1}{T_{1=2}} = G^0(E_0; Z) |M^{00}|^2 \quad (2)$$

where  $G^0(E_0; Z)$  is the precisely calculable phase-space factor, and  $M^{00}$  is the corresponding nuclear matrix element. Thus, obviously, any uncertainty in  $M^{00}$  makes the value of  $T_{1=2}$  equally uncertain.

The elements of the mixing matrix  $|j_{ei}|^2$  and the mass-squared differences  $m^2$  can be determined in oscillation experiments. If the existence of the  $0^-$  decay is proven and the value of  $T_{1=2}$  is found, combining the knowledge of the first row of the neutrino mixing matrix  $|j_{ei}|^2$  and the mass-squared differences  $m^2$ , a relatively narrow range of absolute neutrino mass scale can be determined, independently of the Majorana phases  $\phi_i$  in most situations [14, 22]. However, such an important insight is possible only if the nuclear matrix elements are accurately known.

The nuclear matrix element  $M^{00}$  is defined as

$$M^{00} = \frac{g_A}{1.25} \int d^3x \psi_f^\dagger \left( \frac{M_F^0}{g_A^2} + M_{GT}^0 + M_T^0 \right) \psi_i \quad (3)$$

where  $\psi_i$ ;  $\psi_f^\dagger$  are the wave functions of the ground states of the initial (nal) nuclei. We note that for  $g_A = 1.25$  nuclear matrix element  $M^{00}$  coincides with  $M^0$  of our previous work [19]. We have chosen this, somewhat awkward, parameterization so that we could later modify the value of  $g_A$  and still use the same phase space factor  $G^0(E_0; Z)$  that contains  $g_A^4 = (1.25)^4$ , tabulated e.g. in Ref. [23].

The explicit forms of the operators  $M_F^0$ ;  $M_{GT}^0$  and  $M_T^0$  are given in Ref. [23]. In order to explain the notation used below we summarize here only the most relevant formulae. We begin with the effective transition operator in the momentum representation

$$= \tau_3 + \frac{(h_F + h_{GT} \tau_{12} - h_T S_{12})}{q(q + E_J^m - (E_{gs}^i + E_{gs}^f) = 2)}; \quad \tau_{12} = \tau_1 \tau_2; S_{12} = 3\tau_1 \sigma_2 \tau_1 - \sigma_1 \tau_2 \sigma_1 \quad (4)$$

Here,  $h_F(q^2) = g_V^2(q^2)$ ; and

$$h_{GT} = g_A^2 \left( 1 - \frac{2}{3} \frac{q^2}{q^2 + m^2} \right) + \frac{1}{3} \frac{q^2}{q^2 + m^2}; \quad h_T = g_A^2 \left( \frac{2}{3} \frac{q^2}{q^2 + m^2} - \frac{1}{3} \frac{q^2}{q^2 + m^2} \right) \quad (5)$$

For simplicity we do not explicitly indicate here the  $q^2$  dependence of the form factor  $g_A(q^2)$  (the usual dipole form is used for both  $g_V(q^2)$  and  $g_A(q^2)$ ), and the terms containing  $1/m_p^2$ . The full expressions can be found in Ref. [23] and are used in the numerical calculations. Note that the space part of the momentum transfer four-vector is used in Eq. (5) since the time component is much smaller than  $q$ .

The parts containing  $q^2 + m^2$  come from the induced pseudoscalar form factor  $g_P$  for which the partially conserved axial-vector current hypothesis (PCAC) has been used. In comparison with most of previous  $0^-$  decay studies [24, 25, 26, 27] the higher order terms of the nucleon current (in particular the induced pseudoscalar as well as the weak magnetism) are included in the present calculation, resulting in a reduction of the nuclear matrix element by about 30% [23]. In the numerical calculation of  $M^{00}$  here the summation over the virtual states in the intermediate nucleus is explicitly performed.

In order to calculate the matrix element in the coordinate space, one has to evaluate first the 'neutrino potentials' that in our case explicitly depend on the energy  $E^m$  of the intermediate state,

where  $K$  stands for  $F;GT;T$ .  $f_{F;GT}(qr_{12}) = j_0(qr_{12})$  and  $f_T(qr_{12}) = j_2(qr_{12})$ , where  $j_{0,2}$  are the spherical Bessel functions. The form factor combinations  $h_K$  are defined in Eq.(5),  $r_{12}$  is the distance between the nucleons,  $R$  is the nuclear radius, and  $E_i(E_f)$  are the ground state energies of the initial (nal) nuclei. We note that in Ref. [23] the tensor potential is presented incorrectly with the spherical Bessel function  $j_0(x) = \sin(x)=x$  instead of  $j_2(x)$ . However, the numerical results were obtained with the correct expression.

$$M_K = \sum_{J, k_i, k_f; J, p, n, p^0, n^0} (1)^{j_h + j_p + J + J} \frac{p}{2J + 1} \begin{pmatrix} j_h & j_h & J \\ j_h^0 & j_p^0 & J \end{pmatrix} \quad (7)$$

The operators  $O_K$ ;  $K = F, G, T$  contain the corresponding neutrino potentials and the relevant spin and isospin operators. Short range correlation of the two initial neutrons and two final protons are described by the Jastrow-like function  $f(r_{12})$ ,

where the usual choice is [28]  $\kappa_1 = 1.1 \text{ fm}^2$ ,  $\kappa_2 = 0.68 \text{ fm}^2$ . (These two parameters are correlated.)

As in [19], the quasiparticle random phase approximation (QRPA) and its modification, the renormalized QRPA (RQRPA), are used to describe the structure of the intermediate nuclear states virtually excited in the double beta decay. We stress that in the QRPA and RQRPA one can include essentially unlimited set of single-particle states, labeled by  $p, n$  in Eq.(7), but only a limited subset of configurations (iterations of the particle-hole, respectively two-quasiparticle configurations), in contrast to the nuclear shell model where

the opposite is true. On the other hand, within the QRPA there is no obvious procedure that determines how many single particle states one should include. Hence, various authors choose this crucial number ad hoc, basically for reasons of convenience.

As has been already shown in [19], a particular choice of the realistic residual two-body interaction potential has almost no impact on the finally calculated mean value and variance of  $M^{00}$ , with the overwhelming contribution to coming from the choice of the single-particle basis size. Therefore, we perform the calculations here using G-matrix based only on the Bonn-CD nucleon-nucleon potential.

It is well known that the residual interaction is an effective interaction depending on the size of the single-particle (s.p.) basis. Hence, when the basis is changed, the interaction should be modified as well. For each nucleus in question three single-particle bases are chosen as described in Ref. [19] with the smallest set corresponding to  $1h!$  particle-hole excitations, and the largest to about  $4h!$  excitations. The s.p. energies are calculated with the Coulomb corrected Woods-Saxon potential.

#### A . Parameter adjustment

In QRPA and RQRPA there are three important global parameters renormalizing the bare residual interaction. First, the pairing part of the interaction is multiplied by a factor  $g_{\text{pair}}$  whose magnitude is adjusted, for both protons and neutrons separately, such that the pairing gaps for the initial and final nuclei are correctly reproduced. This is a standard procedure and it is well known that within the BCS method the strength of the pairing interaction depends on the size of the s.p. basis.

Second, the particle-hole interaction block is renormalized by an overall strength parameter  $g_{\text{ph}}$  which is typically adjusted by requiring that the energy of the giant GT resonance is correctly reproduced. We find that the calculated energy of the giant GT state is almost independent of the size of the s.p. basis and is well reproduced with  $g_{\text{ph}} = 1$ . Accordingly, we use  $g_{\text{ph}} = 1$  throughout, without adjustment.

Third, an important strength parameter  $g_{\text{pp}}$  renormalizes the particle-particle interaction (the importance of the particle-particle interaction for the strength was recognized first in Ref. [29], and for the  $2^-$  decay in [25]). The decay rate for both modes of  $2^-$  decay is well known to depend sensitively on the value of  $g_{\text{pp}}$  (in  $J = 1^+$  channel the sensitivity originates as a pronounced effect of near restoration of the SU(4) symmetry by the particle-particle interaction [30]). This property has been used in [19] to fix the value of  $g_{\text{pp}}$  for each of the s.p. bases so that the known half-lives of the  $2^-$  decay are correctly reproduced.

Such an adjustment of  $g_{\text{pp}}$ , when applied to all multipoles  $J$ , has been shown in [19] to remove much of the sensitivity to the number of single-particle states, to the NN potential employed, and even to whether RQRPA or just simple QRPA methods are used. This is in contrast to typical conclusion made in the recent past [24, 31, 32] that the values of  $M^{00}$  vary substantially depending on all of these things.

We believe that the  $2^-$  decay rate is especially suitable for such an adjustment, in particular because it involves the same initial and final states as the  $0^-$  decay. Moreover, the QRPA is a method designed to describe collective states as well as to obey various sum rules. Both double-beta decay amplitudes,  $0^-$  and  $2^-$ , receive contributions from many intermediate states and using one of them for fixing parameters of QRPA seems preferable. We will elaborate this point in the next section.

While the above arguments are plausible, the issue of adequacy of the QRPA method in

general, and the chosen way of adjusting the parameters, should be also tested using suitable simplified models that allow exact solution. One such test was performed recently [33]. It involved two shells of varying separation, and a schematic interaction. From the point of view of the present work, the model suggested that QRPA is an excellent approximation of the exact solution. However, it turned out that the present method of parameter adjustment was not able to eliminate fully the effect of the higher, almost empty, shell on the  $0^-$  decay matrix element. It is not clear whether this is a consequence of the schematic nature of the model, or of some more fundamental cause. In any case, the present results suggest that, within QRPA and RQRPA, the effects of the far away single particle states can be indeed eliminated, or at least substantially reduced.

It is well known that the calculated Gamow-Teller strength is larger than the experimental one. To account for this, it is customary to 'quench' the calculated GT matrix elements. Formally, this could be conveniently accomplished by replacing the true value of the coupling constant  $g_A = 1.25$  by a quenched value  $g_A' = 1.0$ . It is not clear whether similar phenomenon exists for other multipoles, besides  $J = 1^+$ . To see the dependence on the chosen  $g_A$  value, we use in this work both the unquenched and quenched value of the axial current coupling constant  $g_A = 1.25$  and  $g_A = 1.0$ , respectively (for all multipoles). The matrix elements  $M^{00}$  calculated for the three sp. bases and a fixed  $g_A$  are relatively close to each other. As in [19], for each nucleus the corresponding average  $hM^{00}$  matrix elements (averaged over the three choices of the sp. space) is evaluated, as well as its variance. These quantities (with the value of  $\sigma$  in parentheses) are shown in Table I, columns 4 and 5. Two lines for each nucleus represent the results obtained with  $g_A = 1.25$  (the upper one) and  $g_A = 1.0$  (the lower one). One can see that not only is the variance substantially less than the average value, but the results of QRPA, albeit slightly larger, are quite close to the RQRPA values. Furthermore, the ratio of the matrix elements calculated with different  $g_A$  is closer to unity (in most cases they differ only by  $\sim 20\%$ ) than the ratio of the respective  $g_A$  squared (1.6 in our case). The reason for such a partial compensation of the  $g_A$ -dependence is that the experimental  $M^2$  for  $g_A = 1.0$  is larger than  $M^2$  for  $g_A = 1.25$  after adjusting in both calculation the  $g_{pp}$  separately to the experimental  $2^-$ -decay transition probability. Correspondingly, one gets smaller adjusted value of  $g_{pp}$  leading to larger calculated  $M^{00}$ . Thus, with the adopted choice of parameter fixing the resulting  $0^-$  decay rate depends on the adopted  $g_A$  markedly less than the naive scaling  $g_A^4$  that would suggest a change by a factor of 2.44.

Naturally, the  $2^-$  half-lives are known only with some uncertainty. To see how the experimental error in  $M^2$  affects the calculated  $M^{00}$ , the derivatives  $\frac{dM^{00}}{dM^2}$  at the experimental value of  $M^2$  are calculated. Finally, the errors induced by the experimental uncertainties in  $M^2$ ,  $\sigma_{\text{exp}} = \frac{dM^{00}}{dM^2} M_{\text{exp}}^2$ , are given in column 6 of Table I.

Another uncertainty is related to the treatment of the short range nucleon correlation. The adopted form of the Jastrow-type factor  $f(r_{12})$ , Eq. (8), is based on the work [28] where a range of the values of the parameter  $\alpha_1$  is given. We vary that parameter  $\alpha_1$  from 0.9 to 1.2 ( $\alpha_2$  is fully determined by  $\alpha_1$ ). The calculated dependence of  $M^{00}$  is shown in Fig. 1 for  $^{76}\text{Ge}$  and  $^{100}\text{Mo}$ . One can see that over this range of  $\alpha_1$  values the calculated results differ by only about 10% from the ones corresponding to  $\alpha_1 = 1.1$  used in the standard calculations.

Since  $M^2$  is not affected by the short range repulsion, Fig. 1 simply shows that the 0 matrix elements  $M^{00}$  are not very sensitive to reasonable variations of the parameter  $\alpha_1$  [34].

Combining the average  $hM^{00}$  with the phase-space factors, the expected half-lives (for RQRPA and  $h m_i = 50 \text{ meV}$ , the scale of neutrino masses suggested by oscillation experi-

ments) are also shown in Table I (column 7).

The information collected in Table I is presented in graphical form in Fig. 2. There the averaged nuclear matrix elements for both methods and both choices of  $g_A$  are shown along with their full uncertainties (theoretical plus experimental).

The entries for  $^{130}\text{Te}$  are slightly different from the corresponding results in Ref.[19]. This is so because in the present work we use the 2- $\tau$  lifetime tentatively determined in the recent experiment [35], while in [19] we used the somewhat longer 2- $\tau$  lifetime based on the geochemical determination [36].

## B. Preliminary discussion of the procedure

One can qualitatively understand why our chosen procedure stabilizes the  $M^{00}$  matrix elements as follows: The  $M^{2-}$  matrix elements involve only the  $1^+$  (virtual) states in the intermediate odd-odd nucleus. The nuclear interaction is such that the Gamow-Teller correlations (spin one, isospin zero pairs; after all the deuteron is bound and the di-neutron is not) are very near the corresponding phase-transition in the  $1^+$  channel (corresponding to the collapse of the QRPA equations of motion). The contributions of the  $1^+$  multipole for both modes of the decay (2- and 0-) depends therefore very sensitively on the strength of the particle-particle force, parameterized by  $g_{pp}$ . On the other hand, the  $M^{00}$  matrix element, due to the presence of the neutrino propagator, depends on states of many multipolarities in the virtual intermediate odd-odd nucleus. The other multipoles, other than  $1^+$ , correspond to small amplitudes of the collective motion; there is no instability for realistic values of  $g_{pp} = 1.0$ . Hence, they are much less sensitive to the value of  $g_{pp}$ . In the four panels of Fig. 3 we show the  $g_{pp}$  dependence of the contribution of the  $1^+$  multipole on one hand and of all the other multipoles added on the other hand. Remembering that the nominal value of  $g_{pp}$  is 1.0, one can clearly see the large difference in the corresponding slopes. By making sure that the contribution of the  $1^+$  multipole is fixed, we therefore stabilize the  $M^{00}$  value. The fact that RQRPA essentially removes the instability becomes then almost irrelevant thanks to the chosen adjustment of  $g_{pp}$ . The effect of stabilization against the variation of the basis size is seen clearly if one plots directly  $M^{00}$  versus  $M^{2-}$ , Fig. 4. Also the obtained multipole decompositions of  $M^{00}$  plotted in Fig. 5 show the essential stability of the partial contributions against variation of the basis size. (Note that in the case of  $^{96}\text{Zr}$  our approach gives rather small matrix element and its uncertainty is even compatible with zero value. The smallness of that matrix element is due to a large negative contribution of the  $1^+$  multipole, see Fig. 5).

One can see in Fig. 5 that all multipoles  $J \neq 0^+$  (see Eq.(7)), with the exception of the  $1^+$  and various very small entries, contribute with the same sign. This suggests that uncertainties in one or few of them will have relatively minor effect.

It is worthwhile to point out that one can display various contributions to  $M^{00}$  in an alternative, perhaps more revealing, way. Instead of  $J$  that represents virtual states in the intermediate odd-odd nucleus, one can decompose the result in terms of  $J$ , the angular momentum of the neutron-neutron (and simultaneously proton-proton) pair that undergoes the transition. In that case  $J = 0^+$  represents the 'pairing only' contribution, while  $J \neq 0^+$  come from the ground state correlations, i.e., contributions from higher seniority (broken pairs) states. In Fig. 6 we show that these higher seniority states contributions consistently have the tendency to cancel the 'pairing only' piece. Thus, the final  $M^{00}$  is substantially less than the  $J = 0^+$  part only, signifying the importance of describing the ground state

contributions properly. (This tendency is a well known effect, for both modes of the decay. It has been discussed, e.g. in Ref. [37].)

### III. UNCERTAINTIES OF THE $0^-$ DECAY MATRIX ELEMENTS

One cannot expect that the QRPA-like and shell model calculations will lead to identical results due to substantial differences between both approaches. (However, we point out below that the results of the present approach and the shell model results differ relatively little whenever a comparison is possible.) Our goal in this section is to show that a majority of differences among various QRPA-like calculations can be understood. In addition, we discuss the progress in the field and possible convergence of the QRPA results. Based on our analysis, we do not agree that it is appropriate to treat all calculated  $0^-$ -decay matrix elements at the same level, as it is commonly done (see e.g., [18, 32]), and to estimate their uncertainty based on their spread.

Here we shall discuss the differences among different QRPA and RQRPA results. We shall not consider the problem of the proton-neutron pairing in the double beta decay [38] and the self-consistent RQRPA (SRQRPA) calculations [39]. A systematic study of the  $0^-$ -decay matrix elements within the SRQRPA will be discussed in a forthcoming publication, where we show that within the considered approach of fixing nuclear structure input [19] the results agree well with those obtained within the QRPA and the RQRPA.

Representative examples of the nuclear matrix elements calculated by different authors within the QRPA and RQRPA for nuclei of experimental interest are collected in Table II. In order to understand the differences between the entries, let us enumerate the main reasons leading to a spread of the published QRPA and RQRPA results:

- i) The quasiparticle mean field. Since the model space considered is finite the pairing interactions have been adjusted to fit empirical pairing gaps based on the nuclear binding energies. This procedure is followed practically by all authors. However, it fails for closed proton ( $^{116}\text{Sn}$ ) and neutron ( $^{136}\text{Xe}$ ) shells. Some authors [32] modify the single particle energies (mostly spherical Woods-Saxon energies) in the vicinity of the Fermi surfaces to reproduce the low-energy quasiparticle spectra of the neighboring odd-mass nuclei.
- ii) Many-body approximations. The RQRPA goes beyond the QRPA by taking into account partially the Pauli principle violation in evaluation of the bifermion commutators. Based on that, one might expect that the RQRPA is more accurate than the unrenormalized QRPA. Calculations within solvable models [40] support this conjecture.
- iii) Nucleon-nucleon interaction. In the  $0^-$ -decay calculations both schematic zero-range [41] and realistic interactions were considered. In Ref. [42] G-matrix of the Paris potential approximated by a sum of Yukawa terms was used. The interaction employed by the Tuebingen group has been the Bueckner G-matrix that is a solution of the Bethe-Goldstone equation with Bonn (Bonn CD, Argonne, Nijmegen) one boson exchange potential. The results do not depend significantly on the choice of the NN interaction [19].
- iv) The renormalization of the particle-hole interaction. This is achieved by scaling the particle-hole part of the (R)QRPA matrix by the parameter  $g_{ph}$ . That parameter is typically adjusted by requiring that the energy of some chosen collective state, often the giant Gamow-Teller (GT) resonance, is correctly reproduced. In Ref. [19] it was found that the GT state is almost independent of the size of the model space and is well



reproduced with  $g_{ph} = 1$ . In Refs. [23, 38]  $g_{ph} = 0.8$  was chosen and in Ref. [43]  $g_{ph} = 1.3$  was considered for  $A > 114$  nuclei. The sensitivity of results to the change of  $g_{ph}$  were studied in Ref. [39] where it was shown that for  $0.8 \leq g_{ph} \leq 1.0$  the change of the RQRPA  $0^-$ -decay matrix element does not exceed 10%.

- v) The renormalization of the particle-particle interaction. This is achieved by scaling the particle-particle part of the (R)QRPA matrix by the parameter  $g_{pp}$ . When the early QRPA calculation were performed only a limited information about the experimental  $2^-$ -decay half-lives was available. Thus, in Ref. [41] a probable  $g_{pp}$  window was estimated from  $^+$  decays of semimagic nuclei. In another work [42] systematics of the pp-force were investigated by an analysis of the single  $^+ = EC$  decays. Alternatively, in many works  $g_{pp} = 1.0$  was chosen [23, 38, 39, 43, 44]. Nowadays, the  $2^-$ -decay has been observed in ten nuclides, including decays into two excited states [45]. Two recent papers used the  $2^-$ -decay half-lives to fix the strength of the particle-particle interaction of the nuclear Hamiltonian. In Ref. [31] it was used only for the  $J = 1^+$  channel leaving the particle-particle strength unrenormalized (i.e.,  $g_{pp} = 1.0$ ) in other channels. In our previous paper [19], and in the current work,  $g_{pp}$  is adjusted so that the  $2^-$ -decay rate is correctly reproduced. The same  $g_{pp}$  is used for all multipole channels of the particle-particle interaction. On the other hand, some authors prefer to fix the  $g_{pp}$  value to the  $0^-$  decay transition of the ground state of the intermediate nucleus [32]. The problem is that only for three nuclear systems ( $A = 100, 116$  and  $128$ ) ground state of the intermediate nucleus is  $1^+$  state, and such procedure can be carried out. It is doubtful whether it is appropriate to rely on the forbidden transitions in the case of other nuclear systems, as generally forbidden decays are less well understood than the allowed ones. (We discuss the differences between these two approaches of fixing the parameter  $g_{pp}$  in the next section.)
- vi) The size of the model space. A small model space comprising usually of two major shells was often used in the calculation of the nuclear matrix elements [31, 32, 41, 42, 43, 44]. Significantly larger model space has been used in Refs. [19, 23] consisting of five major shells. As a rule the results obtained for the large model space are suppressed when compared to those for the small model space for the same value of  $g_{pp} = 1$ . The dependence of calculated nuclear matrix elements on the size of the model space has been studied in Ref. [31] and in [19]. Rather different conclusions using the same procedure of fixing  $g_{pp}$  was reached. The origin of such discrepancy is not understood. However, in [31] small differences between model spaces were considered and a large effect on the  $0^-$ -decay matrix element was found. In particular, it is surprising that by adding the  $N = 2$  shell to the  $N = 3 - 4$  oscillator shell model space the  $0^-$ -decay matrix element of  $^{76}\text{Ge}$  decreases by a factor of about 3 (see Table II). There is no simple explanation of the assertion that the levels lying far from the Fermi surface influence so strongly the decay rate. In contrast, in Ref. [19] and in the present work essentially independent results of the size of the basis have been found by considering significantly different sizes of the model space.
- vii) The closure approximation. The  $0^-$ -decay matrix elements were usually calculated using the closure approximation for intermediate nuclear states [31, 41, 42, 44]. Within this approximation energies of intermediate states ( $E_n - E_i$ ) are replaced by an average value ( $\langle E_n - E_i \rangle \approx 10 \text{ MeV}$ ), and the sum over intermediate states is taken by closure,  $\sum_n j_n \langle J_n \rangle \approx \langle J_n \rangle_{j=1}$ . This simplifies the numerical calculation drastically. The calculations with exact treatment of the energies of the intermediate nucleus were presented in Ref. [19, 23, 38]. The effect of the closure approximation was studied in details in Ref.

- [46]. It was found that the differences in nuclear matrix elements are within 10%. This is so because the virtual neutrino has an average momentum of  $\sim 100$  MeV, considerably larger than the differences in nuclear excitation energies.
- viii) The axial-vector coupling constant  $g_A$ . The axial-vector coupling constant is also a source of discrepancies in the calculations. The commonly adopted values are  $g_A = 1.0$  [41] and  $g_A = 1.25$  [19, 23, 38, 42, 44]. However, as shown in Table II, if  $g_{pp}$  is fixed to the  $2^-$ -decay half-life, the effect of  $g_A$  modification is smaller, of order 10%.
  - ix) The two-nucleon short-range correlations (s.r.c.). In majority of calculations the short-range correlations between two nucleons are taken into account by multiplying the two-particle wave functions by the correlation function [28]:  $f(r) = 1 - e^{-r_1^2} (1 - r_2^2)$  with  $r_1 = 1.1 \text{ fm}^{-2}$  and  $r_2 = 0.68 \text{ fm}^{-2}$ . The sensitivity of results to the change of this parameters have been discussed in the previous section. It is also known that the  $0^-$ -decay matrix element is more affected (reduced) by the s.r.c. at higher  $g_{pp}$  values. We note that the s.r.c. were not taken into account within the approach developed in Ref.[43] and still used in the recent publication [32].
  - x) The higher order terms of the nucleon current. The momentum dependent higher order terms of nucleon current, namely the induced pseudoscalar and weak magnetism, were first considered in connection with the light neutrino mass mechanism of the  $0^-$ -decay in [23]. Their importance is due to the virtual character of the exchanged neutrino, with a large average momentum of  $\sim 100$  MeV. The corresponding transition operators have different radial dependence than the traditional ones. It is worth mentioning that with modification of the nucleon current one gets a new contribution to neutrino mass mechanism, namely the tensor contribution. The corrections due to the induced pseudoscalar nucleon current vary slightly from nucleus to nucleus, and in all cases represent about 30% reduction. In the present calculation the effect of higher order terms of nucleon current is taken into account.
  - xi) The finite size of the nucleon is taken into account via momentum dependence of the nucleon form-factors. Usually this effect on the  $0^-$ -decay matrix elements associated with light neutrino exchange is neglected [41, 44] since it is expected to be small. In the presented calculation it is taken account by assuming phenomenological cutoff (see [23] and references therein). We found that by considering the finite nucleon size the value of  $M^{(0)}$  is reduced by about 10%. In Refs. [32, 43] the nucleon current is treated in a different way than in other double beta decay studies, namely it is evaluated from the quark level using relativistic quark wave functions. Unfortunately, the momentum dependence of corresponding nucleon form-factors is not shown, so a comparison is difficult. Comparing our results with those of Ref. [43] for the same nuclear structure input suggests that the agreement might be achieved only if very low cutoff is introduced.
  - xii) The overlap factor of intermediate nuclear states. This factor is introduced since the two sets of intermediate nuclear states generated from initial and final ground states are not identical within the considered approximation scheme. A majority of calculations uses a simple overlap factor  $X^i X^f - Y^i Y^f$ , inspired by the orthogonality condition of RPA states generated from the same nucleus. However, the double beta decay is a two-vacua problem. The derivation of the overlap matrix within the quasiboson approximation scheme was performed in Refs.[47, 48]. It was shown that the overlap factor of the initial and final BCS vacua is an integral part of the overlap factor of the intermediate nuclear states [48, 49]. This BCS overlap factor, about 0.8 for spherical nuclei, is commonly neglected in the calculation of nuclear matrix elements. If one fits  $g_{pp}$  to the experimental  $2^-$ -transition probability, this dependence is significantly reduced compared to the mentioned

0.8 of the initial and final BCS state overlap. In the present calculation its role is neglected as well. This factor has been found to be important in the calculation within the deformed QRPA.

xiii) The nuclear shape. Until now, in all QRPA-like calculations of the  $0^-$ -decay matrix elements the spherical symmetry was assumed as the majority of nuclei of experimental interest are nearly spherical. The effect of deformation on the  $0^-$ -decay matrix elements has not been studied as of now. Recently, the  $2^-$ -decay matrix elements were calculated within the deformed QRPA with schematic forces [48]. It was found that differences in deformation between initial and final nuclei have a large effect on the  $2^-$ -decay half-life. One could expect that a similar mechanism of suppression of nuclear matrix elements is present also in the case of the  $0^-$ -decay. It goes without saying that a further progress concerning this topic is highly desirable. The deformed QRPA might be the method of choice especially for the description of double beta decay of heavy nuclei like  $^{150}\text{Nd}$ , or  $^{160}\text{Gd}$ . However, the deformation of many medium-heavy nuclear systems are also noticeable (see Table II of [48]). The main difficulty of the deformed QRPA calculation is the fact that by going from the spherical to the deformed nuclear shapes the number of configurations increases drastically.

The present Table II, is organized as follows: i) The results with and without inclusion of higher order terms of nucleon current are separated. We point out that in works [32, 43, 50] the contribution from the weak-magnetism was taken into account. It is, however, negligible and we present their results without this contribution. ii) We indicate those matrix elements, which do not agree with our or other previous calculations (denoted as SK-01 [31] and CS-03 [32]). We shall discuss this problem in detail below. iii) Within the sub-blocks the nuclear matrix elements are presented in ascending order following the year they appeared.

Many nuclear matrix elements in Table II were calculated from the published ratios of Fermi  $M_F^0$  and Gamow-Teller  $M_{GT}^0$  contributions and the absolute values of  $M_{GT}^0$  presented in units of  $\text{fm}^{-1}$ , i.e., not scaled with nuclear radius [38, 43, 44, 50]. We assumed that  $R = r_0 A^{1/3}$  with  $r_0 = 1.1 \text{ fm}$ . However, Ref. [42] used  $r_0 = 1.2 \text{ fm}$ , so we rescaled the results in order to compare them better with ours. The differences between many calculations are understandable just from the way  $g_{pp}$  was fixed, the considered size of the model space, the inclusion of the short-range correlation, the way the finite nucleon size is taken into account and other minor effects. Some nuclei like  $^{100}\text{Mo}$  exhibit stronger sensitivity to these effects than others, such as  $^{76}\text{Ge}$  or  $^{82}\text{Se}$ . That is known from our numerical studies.

The calculations of the  $0^-$ -decay matrix elements by Civitarese and Suhonen [32] (denoted as CS-03 in Table II) deserves more comments. The authors performed them within the approach suggested in Ref. [43], (SKF-91) which employs the nucleon current derived from the quark wave functions. In this approach the two nucleon short-range correlations are not taken into account. However, the authors discussed the contribution from higher order terms of nucleon current. Surprisingly, they claim that contribution from the induced pseudoscalar coupling is a minor one and they do not include it. At the same time, they find that the contribution from the weak-magnetism is negligible [43], in agreement with our result and with the  $1=m_p^2$  scaling.

In Ref. [43] the  $g_{pp}$  was taken to be unity. The extension of this work for the case when  $g_{pp}$  is adjusted to reproduce the single  $\beta$ -decay amplitudes was presented in Ref. [50] (AS-98) who also studied the effect of adjustment of the single particle energies to agree better with the spectroscopic data of odd-mass nuclei (AS-98). Since the authors do not clearly state which value of  $g_A$  was assumed for fixing  $g_{pp}$ , in Table II we present the

corresponding  $M^0$  for both  $g_A = 1.0$  and  $g_A = 1.25$ . (From the related article [52] it seems  $g_A = 1.0$  was considered.)

In Ref. [32] (CS-03) the nuclear matrix elements are calculated in the same way as in [50], however, the obtained results differ significantly (see Table II) from each other. For some nuclei the difference is as large as a factor of two. Unfortunately, there is no explanation of this there or in the later Refs. [32, 52]. It is worth noticing that the largest matrix element in [32] is found for the  $0^-$ -decay of  $^{136}\text{Xe}$ . This clearly disagrees with the results of other authors (see Table II). The reduction of the  $0^-$ -decay of the  $^{136}\text{Xe}$  is explained by the closed neutron shell for this nucleus. A sharper Fermi surface leads to a reduction of this transition.

As the above list of 13 points shows, there are many reasons, some more important than others, that might cause a difference between various calculated  $0^-$  matrix elements. Clearly, when some authors do not include effects that should be included (e.g. the short range correlations or the higher order terms in the nucleon current) their results should be either corrected or discarded. Other effects on the list are correlated, like the size of the model space and the renormalization of the particle-particle interaction. Again, if those correlations are not taken into account, erroneous conclusion might be drawn. Yet other effects are open to debate, like the quenching of  $g_A$  or the adopted method of adjusting  $g_{pp}$ . In our previous work [19], and in the present one, we show that our chosen way of renormalization removes, or at least greatly reduces, the dependence of the final result on most of the effects enumerated above.

Our choice of  $g_{pp}$  adjustment, to the experimental  $2^-$  rate was used also in Refs. [31, 51]. Let us comment on their results. Note, that the higher order corrections (h.o.c.) to the weak nucleon current were neglected in those works, hence one expects a  $\sim 30\%$  discrepancy right away.

In Ref. [51] only the  $0^-$  decay of  $^{76}\text{Ge}$  was considered within both the QRPA and RQRPA. Only one sp. basis was used, corresponding to the small one in our notation. The result was  $M^0 = 4.59$  (3.88) within QRPA (RQRPA). If one takes into account that h.o.c. as a rule reduce  $M^0$  by about 30% and the fact that  $\sim 10\%$  larger nuclear radius was used, one concludes that these matrix elements should be multiplied by  $\sim 0.6$  in order to compare them with our calculations. This results in  $M^0 = 2.76$  (2.34) which are in a very good agreement with our calculated  $M^0 = 2.68$  (2.41) for this case. Hence QRPA and RQRPA gave quite similar results in this case.

In contrast, the conclusions in Ref. [31] are quite different from ours; the authors found strong dependence of their results on both the nuclear model and on the sp. basis size, in spite of the adjustment of  $g_{pp}$ . The reason for these differences is unknown, but we found and comment on several inconsistencies and results contrary to the generally accepted features in [31].

1) We have already pointed out that their  $M^0$  for  $^{76}\text{Ge}$  changes with changing the single-particle basis within QRPA – from 4.45 (9 levels) to 1.71 (12 levels), or more than 2.5 (!) times. This was obtained by adding just the deep-lying sd shell. No one else found such a strong effect.

2) The last of the three papers contains most information and we can use their Figs. 1-14 with  $M^2$  and Figs. 15-25 with  $M^0$ , in order to check the numbers in the first (QRPA) and the last (SQRPA) columns of their Table 3. We were able to reproduce more or less the entries in the QRPA column, but almost all entries in the SQRPA column, apart from those for  $^{82}\text{Se}$  and  $^{76}\text{Ge}$ , seem incorrect. The most striking difference is for  $^{136}\text{Xe}$ . By inspecting

their Fig. 7, one can find that the appropriate  $g_{pp}$  for SQ RPA is about 1.08 (lines a and b). Now by going to Fig. 24 one can see that the corresponding values of  $M^0$  are about 2.5 (lines c and d) while the entries in their Table 3 are 0.98 and 1.03.

3) Some of their results (see their Fig. 1, lines a and b, SQ RPA; Fig. 2, lines a and b, SQ RPA, Fig. 5, lines c and d, QRPA), Fig. 7, lines c and d, QRPA) contradict the correct statement that for all RPA-like approaches the functions  $M^2(g_{pp})$  calculated with the larger basis cross zero faster than the ones obtained with the smaller one.

To conclude, it appears that either the work [31] has many misprints or that there was a mistake in the calculations. Thus, one cannot draw any conclusions from the comparison of our and Ref. [31] results.

As pointed out above, one cannot expect a perfect agreement between the present result and the large scale shell model results [54]. The approximations are different, and the shell model calculations do not include h.o.c. (which reduce the matrix elements) and several multipoles (which typically enhance the matrix elements, see Fig. 5). Yet, remarkably, the present results and the published large scale shell model results agree with each other considerably better than the various entries in Table II. So, using the published values, [55], we find  $M^0$  values 1.5, 2.1, 1.1, and 0.7 for  $^{76}\text{Ge}$ ,  $^{82}\text{Se}$ ,  $^{130}\text{Te}$  and  $^{136}\text{Xe}$ , while RQRPA gives 2.4, 2.1, 1.5, and 0.7-1.0 for the same nuclei. However, it appears that the more recent shell model results [56] for  $^{130}\text{Te}$  and  $^{136}\text{Xe}$  give larger values while at the same time overestimating to some degree the rate of the  $2^-$  decay. In any case, we find this comparison encouraging.

#### IV. FURTHER DISCUSSION OF THE PARAMETER ADJUSTMENT

Ideally, the chosen nuclear structure method should describe all, or at least very many, experimental data and do that without adjustments. As described above that is not the case of QRPA or RQRPA. The interaction used is an effective interaction, and various parameters ( $g_{\text{pair}}$ ;  $g_{\text{ph}}$ ;  $g_{\text{pp}}$ ) are adjusted. Even then the method is not able to describe well all relevant weak transitions. In particular, it is impossible to describe simultaneously the  $2^-$  decay rate as well as the  $1^+ \rightarrow 0^+$  E.C. matrix elements connecting the  $1^+$  ground states of the intermediate nucleus with the ground states of the final and initial nuclei ( $^{100}\text{Mo}$  is a well known example of this problem, see e.g. [57]).

Empirically, the transitions through the  $1^+$  ground state of  $^{100}\text{Tc}$ ,  $^{116}\text{In}$ , and  $^{128}\text{I}$  seemingly account for most of the  $2^-$  matrix element (this is the so called 'Single State Dominance' [53]). Thus it appears that these single transitions are particularly relevant. Based on such considerations, Suhonen [52] suggested that the  $1^+ \rightarrow 0^+$  matrix element is more suitable source for the  $g_{\text{pp}}$  adjustment than the  $2^-$  decay. We disagree and here are our arguments.

First of all, it is not really true that the first  $1^+$  state is the only one responsible for the  $2^-$  decay. This is illustrated for the cases of  $^{76}\text{Ge}$  and  $^{100}\text{Mo}$  in Fig. 7. Even though for  $^{100}\text{Mo}$  the first state contributes substantially, higher lying states give non-negligible contribution. And in  $^{76}\text{Ge}$  many  $1^+$  states give comparable contribution. Thus, there is no reason to give preference to the lowest state, the sum is actually what matters. At the same time, the dilemma is that the  $1^+ \rightarrow 0^+$  E.C. matrix elements move with  $g_{\text{pp}}$  in opposite directions makes it difficult to justify choosing one of them. It seems better to use the sum of the products of the amplitudes, i.e. the  $2^-$  decay.

At the same time, the contribution of the  $1^+$  multipole to the  $0^-$  matrix element and the corresponding  $2^-$  matrix element are correlated, even though they are not identical, as shown in Fig. 7. Making sure that the  $2^-$  matrix element agrees with its experimental

value constrains the  $1^+$  part of the  $0^-$  matrix element as well.

In Fig. 8 we show the running sum contributions to the  $0^-$  matrix elements in  $^{76}\text{Ge}$  and  $^{100}\text{Mo}$ , separated into multipoles, and for the total. Such a sum, even for the  $1^+$  component, is rather different than the similar staircase for the  $2^-$ ; there is no single state dominance. Thus, again, there is no reason to choose any one particular state or transition for the adjustment. Moreover, while we have demonstrated that adjusting  $g_{pp}$  to the  $2^-$  rate removes the dependence on other parameters, a similar proof was not given in [52]. Finally, as we demonstrated in Fig. 3 the slope of the  $1^+$  multipole component of the  $0^-$  matrix element far exceeds the slope of the other multipoles. Hence, making sure that the whole  $1^+$  multipole contribution is correct is crucial.

Thus, despite the claim to the contrary in Ref. [52], we clearly prefer the method of adjustment used in the present work. That is so not only for the reasons shown above, but also because it is much more general, while the ground state of the odd-odd nucleus has  $1^+$  only in  $^{100}\text{Tc}$ ,  $^{116}\text{In}$ , and  $^{128}\text{I}$ . But, as demonstrated in the last figure, Fig. 9, the adjustment proposed in Ref. [52], namely to choose the parameter  $g_{pp}$  based on the decay of the intermediate  $1^+$  state, would not be drastically different. As one could see, the resulting  $g_{pp}$  are similar (but not identical) and the dependence on the sp. basis will be also reduced. However, as the upper panel shows, it is difficult to describe the other component of that decay, the  $^+ = \text{EC}$  amplitude. That is an obvious drawback of the QRPA method; it is never meant to describe in detail properties of non-collective states. But that is less relevant for the description of integral quantities that depend on sums over many states. From the above analysis it follows that the Table 3 of [52] should be corrected or disregarded.

## V. SUMMARY AND CONCLUSIONS

We have shown that the procedure suggested in our previous work, Ref. [19], is applicable to essentially all nuclei with known  $2^-$  decay lifetimes. Adjusting the strength of the particle-particle neutron-proton force  $g_{pp}$  in such a way that the experimental  $2^-$  decay rate is correctly reproduced removes much of the dependence on the size of the single-particle basis and whether QRPA or RQRPA is used. Here we also show that the quenching of the axial current matrix elements, parameterized by the reduction of the coupling constant  $g_A$ , also leaves the resulting  $0^-$  matrix elements almost unchanged; they become insensitive to the variations of parameters describing the short-range nucleon-nucleon correlations as well. Thus, the resulting  $0^-$  matrix elements acquire well defined values, free of essentially arbitrary choices. We also present arguments while we believe that the chosen procedure of adjusting the interaction is preferable to other proposed ways of adjustment.

We then summarize many published QRPA and RQRPA results and discuss their similarities and differences. We show that in most, albeit not all, cases these differences can be understood. We present an exhaustive list of reasons why individual calculated  $0^-$  nuclear matrix elements, evaluated within QRPA or RQRPA, might differ from each other. That list then can serve as a guide to readers of the past and future papers devoted to the subject. If the authors do not specify what choices they made, and do not discuss the dependence of their result on the particular choice they made, their result should not be taken on the same footing as those where these points are carefully explained. We believe that by following these rules most of the spread between the calculated nuclear matrix elements, that causes much confusion in the wider physics community, would be shown to be irrelevant.

## Acknowledgments

Discussions with Jon Engel are gratefully acknowledged. V. R. was financed by the Landesforschungsschwerpunktprogramm Baden-Württemberg "Low Energy Neutrino Physics". The work of F. S. was supported in part by the Deutsche Forschungsgemeinschaft (436 SLK 17/298 and TU 7/134-1). We thank also the EU ILIAS project under the contract RII3-CT-2004-506222. The work of P. V. was supported by the U.S. DOE, Stanford University, SLAC and KIPAC.

- 
- [1] Y. Fukuda et al, Phys. Rev. Lett. 81, 1562 (1998); Y. Ashie et al, hep-ex/0501064.
  - [2] B. T. Cleveland et al, Astrophys. J. 496, 505 (1998).
  - [3] J. N. Abdurashitov et al, Phys. Rev. C 60, 055801 (1999); W. Hampel et al, Phys. Lett B 447, 127 (1999).
  - [4] S. Fukuda et al, Phys. Lett B 539, 179 (2002).
  - [5] Q. R. Ahmad et al, Phys. Rev. Lett. 87, 071301 (2001); Q. R. Ahmad et al, Phys. Rev. Lett. 89, 011301 (2002).
  - [6] K. Eguchi et al, Phys. Rev. Lett. 90, 021802 (2003); T. A. Raki et al, hep-ex/0406035.
  - [7] R. D. M. Keown and P. Vogel, Phys. Rep. 394, 315 (2004).
  - [8] M. C. Gonzales-Garcia and Y. Nir, Rev. Mod. Phys. 75, 345 (2003).
  - [9] W. Grimus, hep-ph/0307149.
  - [10] S. M. Bilenky, C. Giunti, J. A. Grifols, E. Masso, Phys. Rep. 379, 69 (2003).
  - [11] P. Langacker, hep-ph/0411116.
  - [12] A. Faessler and F. Simkovic, J. Phys. G 24, 2139 (1998).
  - [13] J. D. Vergados, Phys. Rep. 361, 1 (2002).
  - [14] S. R. Elliott and P. Vogel, Annu. Rev. Nucl. Part. Sci. 52, 115 (2002); S. R. Elliott, Nucl. Phys. Proc. Suppl. 138, 275 (2005).
  - [15] S. R. Elliott and J. Engel, J. Phys. G 30, R183 (2004).
  - [16] S. J. Freedman and B. Kayser, physics/0411216 (see also <http://www.aps.org/neutrino/> for more details)
  - [17] C. Aalseth et al, hep-ph/0412300.
  - [18] J. N. Bahcall, H. Murayama, and C. Pena-Garay, Phys. Rev. D 70, 033012 (2004).
  - [19] V. A. Rodin, A. Faessler, F. Simkovic and P. Vogel, Phys. Rev. C 68, 044302 (2003).
  - [20]  $\theta$  decay can be also mediated by the exchange of various heavy particles. For a review of this possibility see [12]. Relation to the lepton flavor violation has been suggested in [21].
  - [21] V. Cirigliano, A. Kurylov, M. J. Ramsey-Musolf, and P. Vogel, Phys. Rev. Lett. 93, 231802 (2004).
  - [22] S. Pascoli and S. T. Petcov, Phys. Lett. B 544, 239 (2002).
  - [23] F. Simkovic, G. Pantis, J. D. Vergados, and A. Faessler, Phys. Rev. C 60, 055502 (1999).
  - [24] F. Simkovic, J. Schwieger, G. Pantis, and A. Faessler, Found. Phys. 27, 1275 (1997).
  - [25] P. Vogel and M. R. Zimbauer, Phys. Rev. Lett. 57, 3148 (1986).
  - [26] O. Civitarese, A. Faessler, and T. Tomoda, Phys. Lett. B 194, 11 (1987).
  - [27] K. Muto and H. V. Klapdor, Phys. Lett. B 201, 420 (1988).
  - [28] G. A. Miller and J. E. Spencer, Ann. Phys. 100, 562 (1976).
  - [29] D. Cha, Phys. Rev. C 27, 2269 (1983).

- [30] V.A. Rodin, M.H. Urrin, A. Faessler, Nucl. Phys. A 747, 297 (2005)
- [31] S. Stoica and H.V. Klapdor-Kleingrothaus, Eur. Phys. J. A 9, 345 (2000); Phys. Rev. C 63, 064304 (2001); Nucl. Phys. A 694, 269 (2001).
- [32] O. Civitarese and J. Suhonen, Nucl. Phys. A 729, 867 (2003).
- [33] J. Engel and P. Vogel, Phys. Rev. C 69, 034304 (2004).
- [34] Similar conclusions were reached by J. Engel earlier in a study involving an exactly solvable model. We appreciate his input.
- [35] C. Amadori et al. Phys. Lett. B 557, 167 (2003).
- [36] T. Bematowicz et al., Phys. Rev. Lett. 69, 2341 (1992); T. Kirsten, H. Richter, and E. Jessberger, Phys. Rev. Lett. 50, 474 (1983).
- [37] J. Engel, P. Vogel, Xiangdong Ji, and S. Pittel, Phys. Lett. B 225, 5 (1989).
- [38] G. Pantis, F. Simkovic, J.D. Vergados, and A. Faessler, Phys. Rev. C 53, 695 (1996).
- [39] A. Bobyk, W.A. Kaminski, and F. Simkovic, Phys. Rev. C 63, 051301 (2001).
- [40] F. Simkovic, A.A. Raduta, M. Veselsky, and A. Faessler, Phys. Rev. C 61, 044319 (2000).
- [41] J. Engel, P. Vogel and M.R. Zimbauer, Phys. Rev. C 37, 731 (1988).
- [42] K. Muto, E. Bender, and H.V. Klapdor, Z. Phys. A 334, 187 (1989).
- [43] J. Suhonen, S.B. Khadkikhar, and A. Faessler, Nucl. Phys. A 535, 509 (1991).
- [44] T. Tomoda, Rept. Prog. Phys. 54, 53 (1991).
- [45] V.I. Tretyak and Yu.G. Zdesenko, At. Dat. Nucl. Dat. Tabl. 80, 83 (2002).
- [46] K. Muto, Nucl. Phys. A 577, 415c (1994).
- [47] F. Simkovic, G. Pantis and A. Faessler, Prog. Part. Nucl. Phys. 40, 285 (1998); Phys. Atom. Nucl. 61, 1218 (1998).
- [48] F. Simkovic, L. Paceaescu, and A. Faessler, Nucl. Phys. A 733, 321 (2004); R. Alvarez-Rodriguez, P. Sarriuren, E. Moya de Guerra, L. Paceaescu, A. Faessler and F. Simkovic, Phys. Rev. C 70, 064309 (2004).
- [49] K. Grotz and H. Klapdor, Phys. Lett. B 157, 242 (1985).
- [50] M. Aunola and J. Suhonen, Nucl. Phys. A 643, 207 (1998).
- [51] K. Muto, Phys. Lett. B 391, 243 (1997).
- [52] J. Suhonen, Phys. Lett. B 607, 87 (2005).
- [53] A. Garcia et al., Phys. Rev. C 47, 2910 (1993); H. Ejiri and H. Toki, J. Phys. Soc. Jpn. 65, 7 (1996); M. Bhattacharaya et al., Phys. Rev. C 58, 1247 (1998); O. Civitarese and J. Suhonen, Nucl. Phys. A 653, 321 (1999); F. Simkovic, P. Dom in, and S.V. Semenov, J. Phys. G 27, 2233 (2001); P. Dom in, S.G. Kovalenko, F. Simkovic, and S.V. Semenov, nucl-th/0411002.
- [54] E. Caurier, F. Nowacki, A. Poves, and J. Retamosa, Phys. Rev. Lett. 77, 1954 (1996).
- [55] E. Caurier, F. Nowacki, A. Poves, and J. Retamosa, Nucl. Phys. A 654, 973c (1999); E. Caurier, G. Martinez-Pinedo, F. Nowacki, A. Poves and A.P. Zuker, nucl-th/0402046.
- [56] F. Nowacki, private communication.
- [57] A. Gri ths and P. Vogel, Phys. Rev. C 46, 181 (1992).



TABLE I: Averaged  $0^-$  nuclear matrix elements  $\langle M^0 \rangle_i$  and their variance (in parentheses) evaluated in the RQRPA and QRPA. In column 6 the variance  $\sigma_{\text{exp}}$  of the  $0^-$ -decay matrix element due to uncertainties in the measured  $2^-$ -decay half-life  $T_{1=2}^{2\text{exp}}$  is given.  $M_{GT}^{\text{exp}}$  and  $g_A$  denote the  $2^-$ -decay nuclear matrix element deduced from  $T_{1=2}^{2\text{exp}}$  and axial-vector coupling constant, respectively. In column 7 the  $0^-$  half-lives evaluated with the RQRPA average nuclear matrix element and for assumed  $\langle M^0 \rangle_i = 50$  meV are shown. For  $^{136}\text{Xe}$  there are four entries; the upper two use the upper limit of the  $2^-$  matrix element while the lower two use the ultimate limit, vanishing  $2^-$  matrix element.  $^{150}\text{Nd}$  is included for illustration. It is treated as a spherical nucleus; deformation will undoubtedly modify its  $0^-$  matrix element.

Nuclear transition	$g_A$	$M_{GT}^{\text{exp}}$ [MeV <sup>-1</sup> ]	$\langle M^0 \rangle_i$		$\sigma_{\text{exp}}$	$T_{1=2}^0$ ( $\langle M^0 \rangle_i = 50$ meV)
			RQRPA	QRPA		[yrs]
$^{76}\text{Ge}! ^{76}\text{Se}$	1.25	0.15 ± 0.006	2.40 (0.07)	2.68 (0.06)	0.05	$2.29^{+0.17}_{-0.16} 10^{27}$
	1.00	0.23 ± 0.01	2.30 (0.04)	2.48 (0.05)	0.05	$2.49^{+0.15}_{-0.13} 10^{27}$
$^{82}\text{Se}! ^{82}\text{Kr}$	1.25	0.10 ± 0.009	2.12 (0.10)	2.36 (0.09)	0.04	$6.60^{+0.73}_{-0.62} 10^{26}$
	1.00	0.16 ± 0.008	1.91 (0.05)	2.10 (0.07)	0.05	$8.13^{+0.64}_{-0.57} 10^{26}$
$^{96}\text{Zr}! ^{96}\text{Mo}$	1.25	$0.11^{+0.03}_{-0.06}$	0.31 (0.08)	0.04 (0.10)	$^{+0.20}_{-0.43}$	$1.45^{+0.96}_{-0.96} 10^{28}$
	1.00	$0.17^{+0.05}_{-0.06}$	0.43 (0.11)	0.40 (0.02)	$^{+0.25}_{-0.45}$	$0.77^{+0.48}_{-0.48} 10^{28}$
$^{100}\text{Mo}! ^{100}\text{Ru}$	1.25	0.22 ± 0.01	1.16 (0.11)	1.28 (0.09)	0.02	$1.36^{+0.30}_{-0.23} 10^{27}$
	1.00	0.34 ± 0.015	1.12 (0.09)	1.24 (0.08)	0.02	$1.45^{+0.27}_{-0.21} 10^{27}$
$^{116}\text{Cd}! ^{116}\text{Sn}$	1.25	0.12 ± 0.006	1.43 (0.08)	1.56 (0.10)	0.03	$8.20^{+1.07}_{-0.90} 10^{26}$
	1.00	0.19 ± 0.009	1.22 (0.07)	1.31 (0.08)	0.02	$11.3^{+1.48}_{-1.23} 10^{26}$
$^{128}\text{Te}! ^{128}\text{Xe}$	1.25	0.034 ± 0.012	1.60 (0.11)	1.73 (0.13)	0.09	$1.85^{+0.38}_{-0.29} 10^{28}$
	1.00	0.053 ± 0.02	1.37 (0.07)	1.47 (0.05)	0.1	$2.52^{+0.52}_{-0.40} 10^{28}$
$^{130}\text{Te}! ^{130}\text{Xe}$	1.25	$0.036^{+0.03}_{-0.009}$	1.47 (0.15)	1.55 (0.17)	$^{+0.3}_{-0.09}$	$0.87^{+0.25}_{-0.16} 10^{27}$
	1.00	$0.056^{+0.05}_{-0.15}$	1.28 (0.08)	1.36 (0.10)	$^{+0.27}_{-0.08}$	$1.51^{+0.23}_{-0.38} 10^{27}$
$^{136}\text{Xe}! ^{136}\text{Ba}$	1.25	0.030	0.98 (0.09)	1.03 (0.08)		$1.84^{+0.39}_{-0.30} 10^{27}$
	1.00	0.045	0.90 (0.07)	0.94 (0.05)		$2.18^{+0.25}_{-0.16} 10^{27}$
	1.25	0	0.73 (0.09)	0.77 (0.10)		$3.32^{+1.00}_{-0.69} 10^{27}$
	1.00	0	0.63 (0.07)	0.67 (0.08)		$4.45^{+1.18}_{-0.85} 10^{27}$
$^{150}\text{Nd}! ^{150}\text{Sm}$	1.25	$0.07^{+0.009}_{-0.03}$	2.05 (0.13)	2.25 (0.16)	$^{+0.07}_{-0.20}$	$0.92^{+0.26}_{-0.12} 10^{26}$
	1.00	$0.11^{+0.014}_{-0.05}$	1.79 (0.05)	1.96 (0.04)	$^{+0.06}_{-0.19}$	$1.21^{+0.32}_{-0.10} 10^{26}$

TABLE II: Neutrinoless double beta decay matrix element  $M^{00}$  calculated within QRPA and RQRPA approaches. The way of fixing the particle-particle interaction strength is indicated: a given value, to 2 $\beta$ -decay half-life, to  $T_{1/2}$  decays. The nuclear radius is  $R = r_0 A^{1/3}$ . Notation: EVZ-88 = Engel, Vogel, Zimbauer[41], MBK-89 = Muto, Bender, Klapdor[42], T-91 = Tomoda [44], SKF-91 = Suhonen, Khadkikhar, Faessler[43], PSVF-96 = Pantis, Simkovic, Vergados, Faessler[38], AS-98 = Aunola, Suhonen[50], results for Woods-Saxon (WS) and adjusted Woods-Saxon (AWS) bases, SPVF-99 = Simkovic, Pantis, Vergados, Faessler[23], SK-01 = Stoica, Klapdor-Kleingrothaus[31] (the second line by SK-01 results corresponds to slightly larger model space), CS-03 = Civitarese, Suhonen[32].

Ref.	Method	$r_0$ [fm]	$g_{pp}$	$g_A$	$M^{00}$									
					$^{76}\text{Ge}$	$^{82}\text{Se}$	$^{96}\text{Zr}$	$^{100}\text{Mo}$	$^{116}\text{Cd}$	$^{128}\text{Te}$	$^{130}\text{Te}$	$^{136}\text{Xe}$	$^{150}\text{Nd}$	
Without higher order terms of nucleon current														
Differences understandable														
EVZ-88	QRPA	1.1		1.0	3.0	2.3	1.9	3.5		4.0	3.5	1.6		
MBK-89	QRPA	1.1		1.25	3.84	3.59		1.94		3.93	3.18	1.45	5.57	
T-91	QRPA	1.1	1.0	1.0	2.86	2.59		3.14		2.55	2.22	1.27	3.47	
				1.25	3.97	3.60		4.30		3.53	3.07	1.74	4.80	
SKF-91	QRPA	1.1	1.0	1.00	3.37	2.72				3.17	2.94	1.71		
				1.25	4.55	3.71				4.24	3.95	2.31		
PSVF-96	QRPA	1.1	1.0	1.25	3.04	2.23	2.41	1.09	0.94	2.48	2.33	1.55		
SPVF-99	RQRPA	1.1	1.0	1.00	4.05	3.82	2.24	4.58	2.86	3.38	2.87	1.20	5.15	
				1.25	3.60	3.40	1.99	4.12	2.58	2.96	2.50	1.02	4.51	
present	QRPA	1.1	2	1.25	3.35	2.95		1.83		2.32	1.98	1.30	3.10	
Results discussed														
SK-01	QRPA	?	2	?	4.45	5.60	4.16	5.37	3.99	4.84	4.73	1.69		
					1.71	4.71	2.75	3.81	2.85	3.43	3.77	1.35		
	RQRPA	?	2	?	3.74	4.30	3.01	4.36	3.61	4.29	4.55	1.57		
					1.87	2.70	2.72	3.40	3.39	2.83	3.00	1.02		
AS <sub>WS</sub> -98	QRPA	1.1		1.00	3.98	3.69	2.88		2.21		4.62	2.49		
				1.25	5.30	4.93	3.85		2.93		6.15	3.34		
AS <sub>AW S</sub> -98	QRPA	1.1		1.00	4.85	3.61	3.70		3.97		3.81	2.15		
				1.25	6.44	4.82	3.96		5.25		5.05	2.84		
CS-03	QRPA	?		1.25	3.33	3.44	3.55	2.97	3.75		3.49	4.64		
With higher order terms of nucleon current														
SPVF-99	RQRPA	1.1	1.0	1.25	2.80	2.64	1.49	3.21	2.05	2.17	1.80	0.66	3.33	
present	QRPA	1.1	2	1.00	2.48	2.10	0.40	1.24	1.31	1.47	1.36	0.94	1.96	
				1.25	2.68	2.36	0.04	1.28	1.56	1.73	1.55	1.03	2.25	
	RQRPA	1.1	2	1.00	2.30	2.91	0.43	1.12	1.22	1.37	1.28	0.90	1.79	
				1.25	2.40	2.12	0.31	1.16	1.43	1.60	1.47	0.98	2.05	

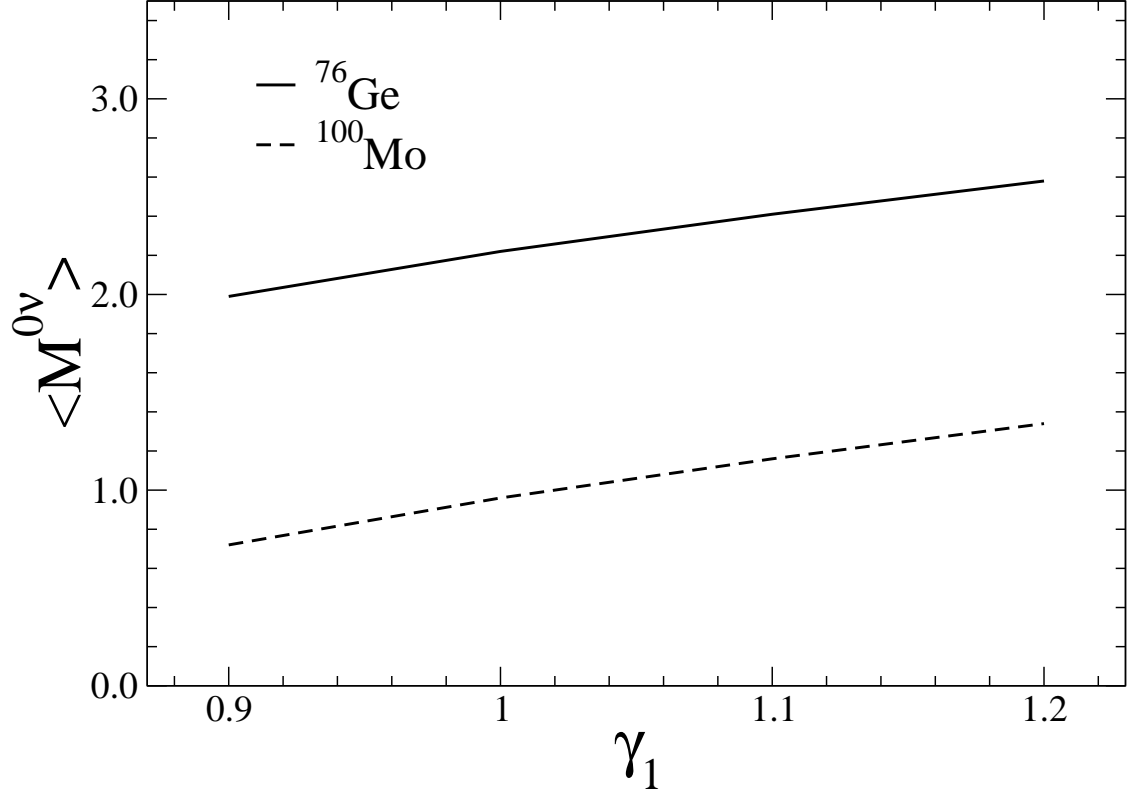


FIG . 1: Nuclear matrix element  $M^{00}$  as function of parameter  $\gamma_1$  of the function  $f(r_{12})$ , Eq. (8), used to account for the two-nucleon short range correlations.

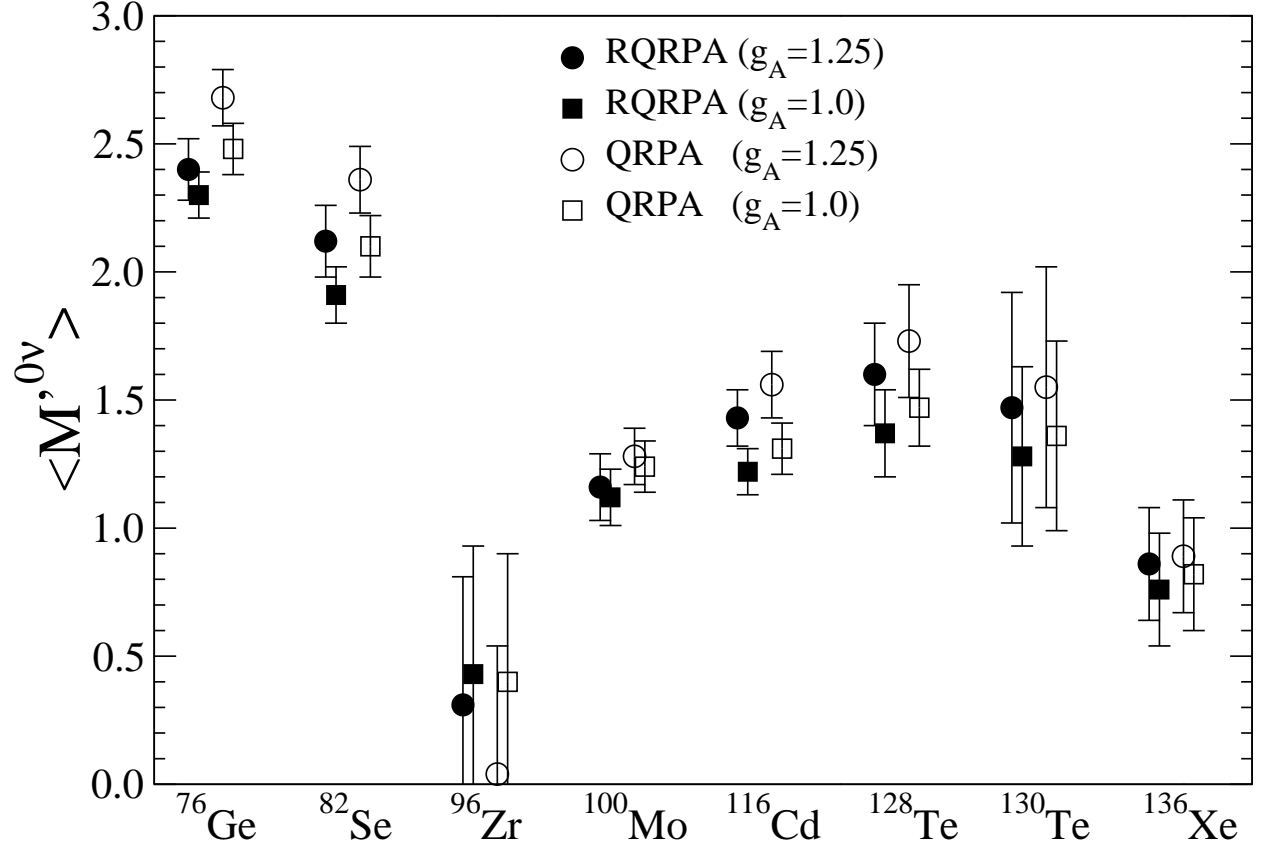


FIG. 2: Average nuclear matrix elements  $\langle M' \rangle^{0\nu}$  and their variance (including the error coming from the experimental uncertainty in  $M^2$ ) for both methods and for all considered nuclei. For  $^{136}\text{Xe}$  the error bars encompass the whole interval related to the unknown rate of the  $2^-$  decay.

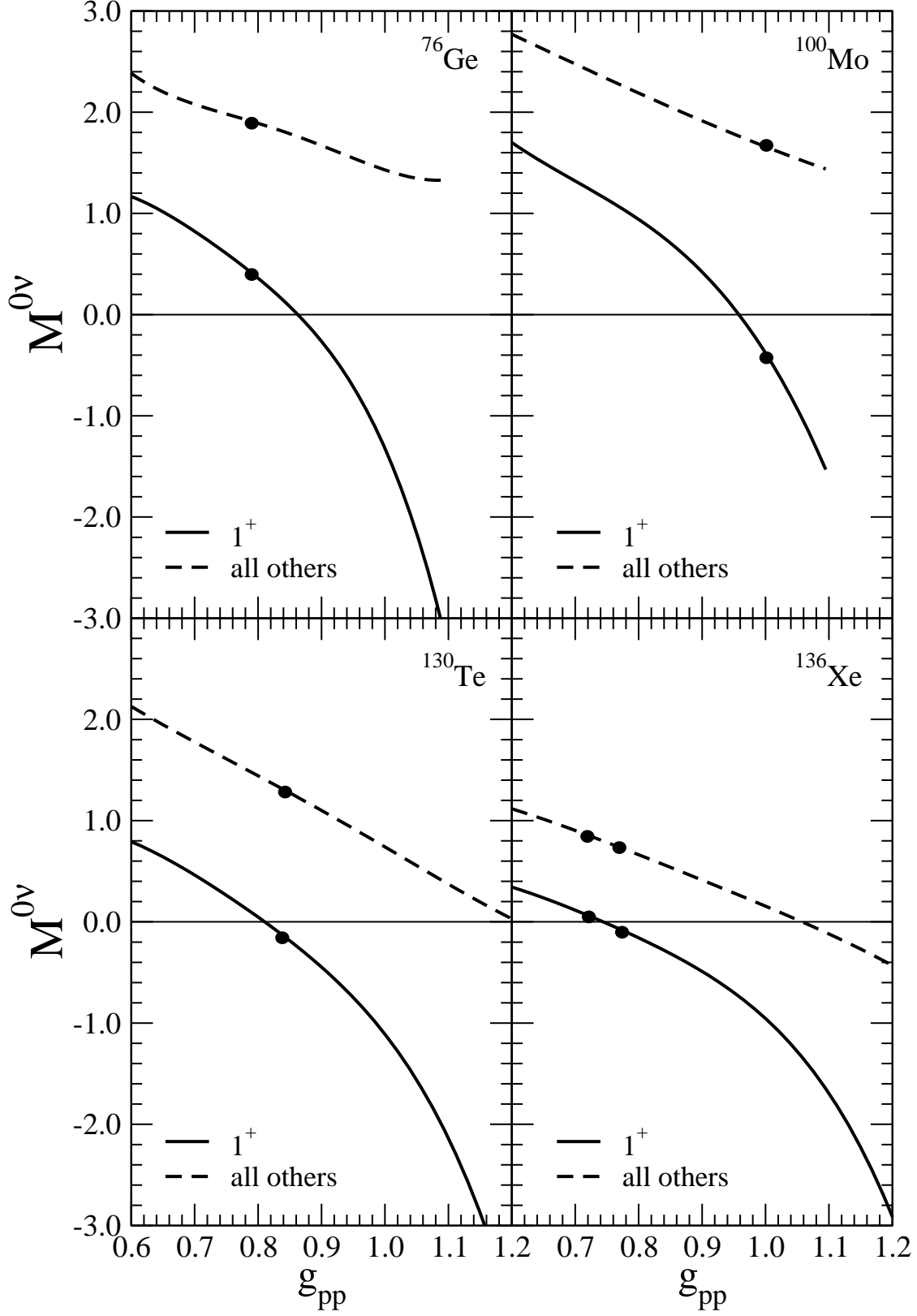


FIG. 3: Contribution of the  $1^+$  and all the other (summed) multipoles to the matrix elements  $M^{0v}$  as a function of the parameter  $g_{pp}$ . The results were obtained within the RQRPA approach for the large model space. The dots indicate the  $g_{pp}$  values that reproduce the known  $2^-$  decay rate.

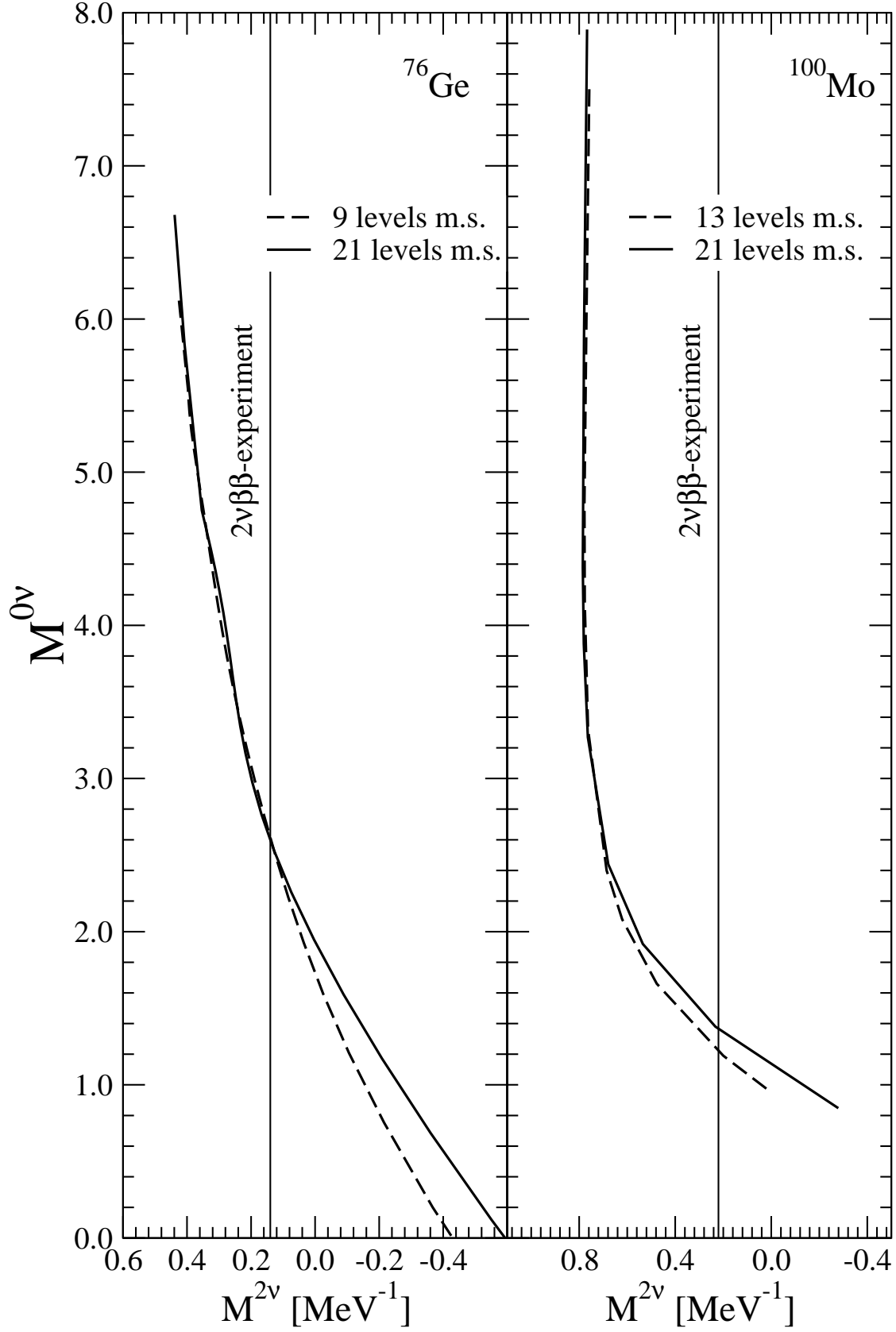


FIG . 4: Dependence of the matrix elements  $M^{0\nu}$  on  $M^{2\nu}$  originating from the variation of the parameter  $g_{pp}$  only. The results were obtained within the QRPA approach.

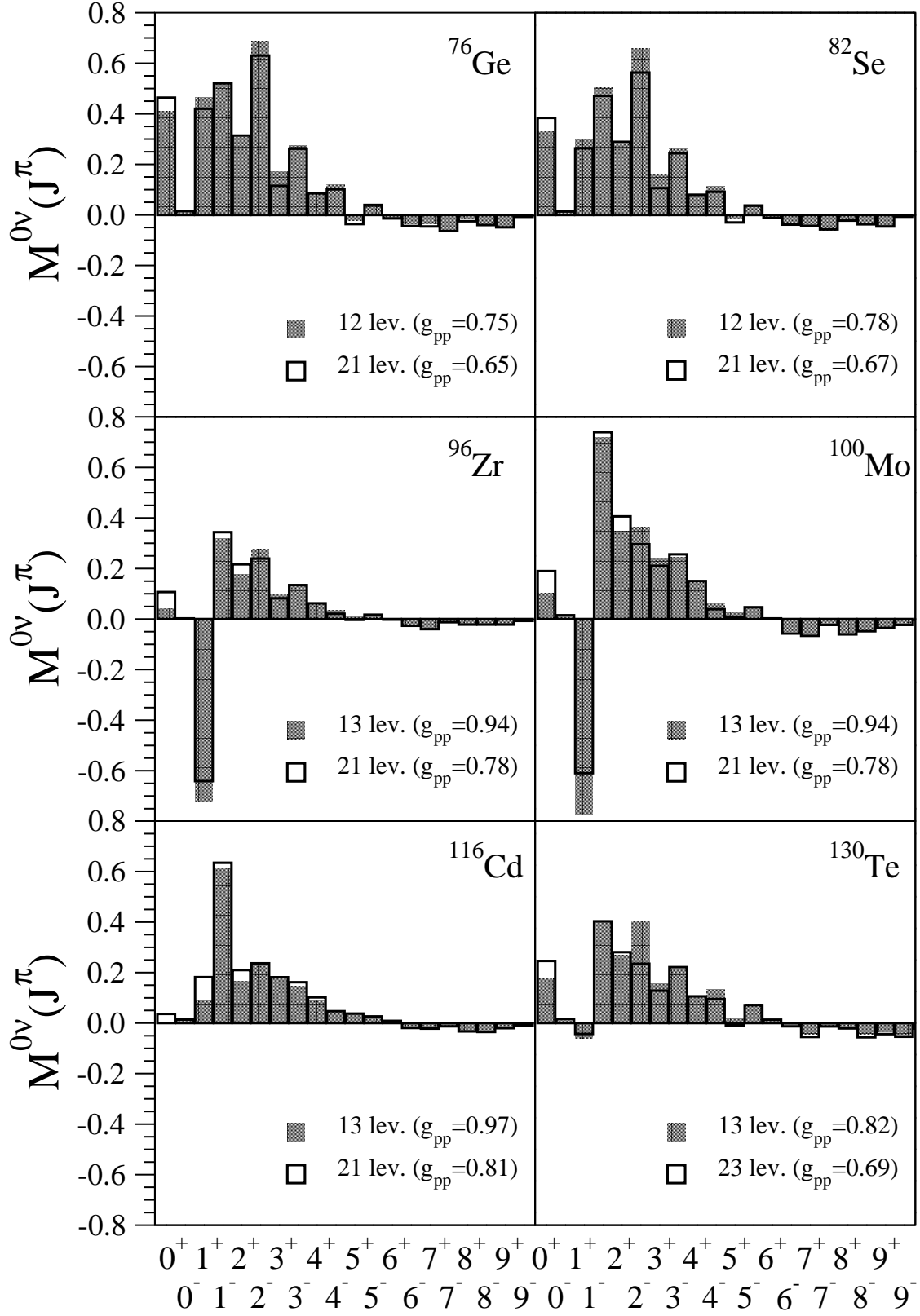


FIG . 5: Multipole decomposition of the matrix elements  $M^{00}$  calculated within the QRPA .

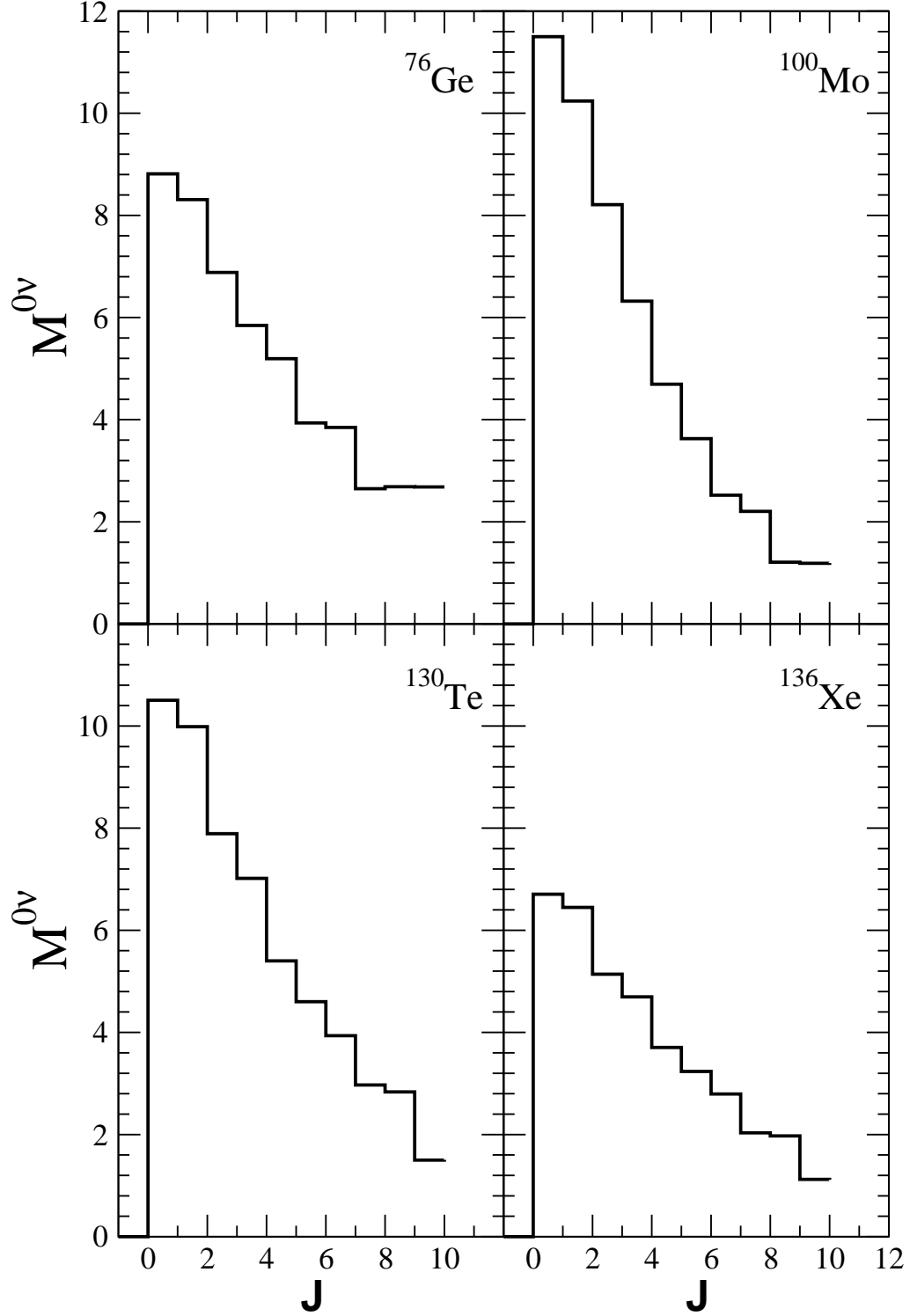


FIG . 6: Running sum of the  $0^+$  decay matrix element as a function of the angular momentum  $J$  of the nn and pp pair that undergoes transition.



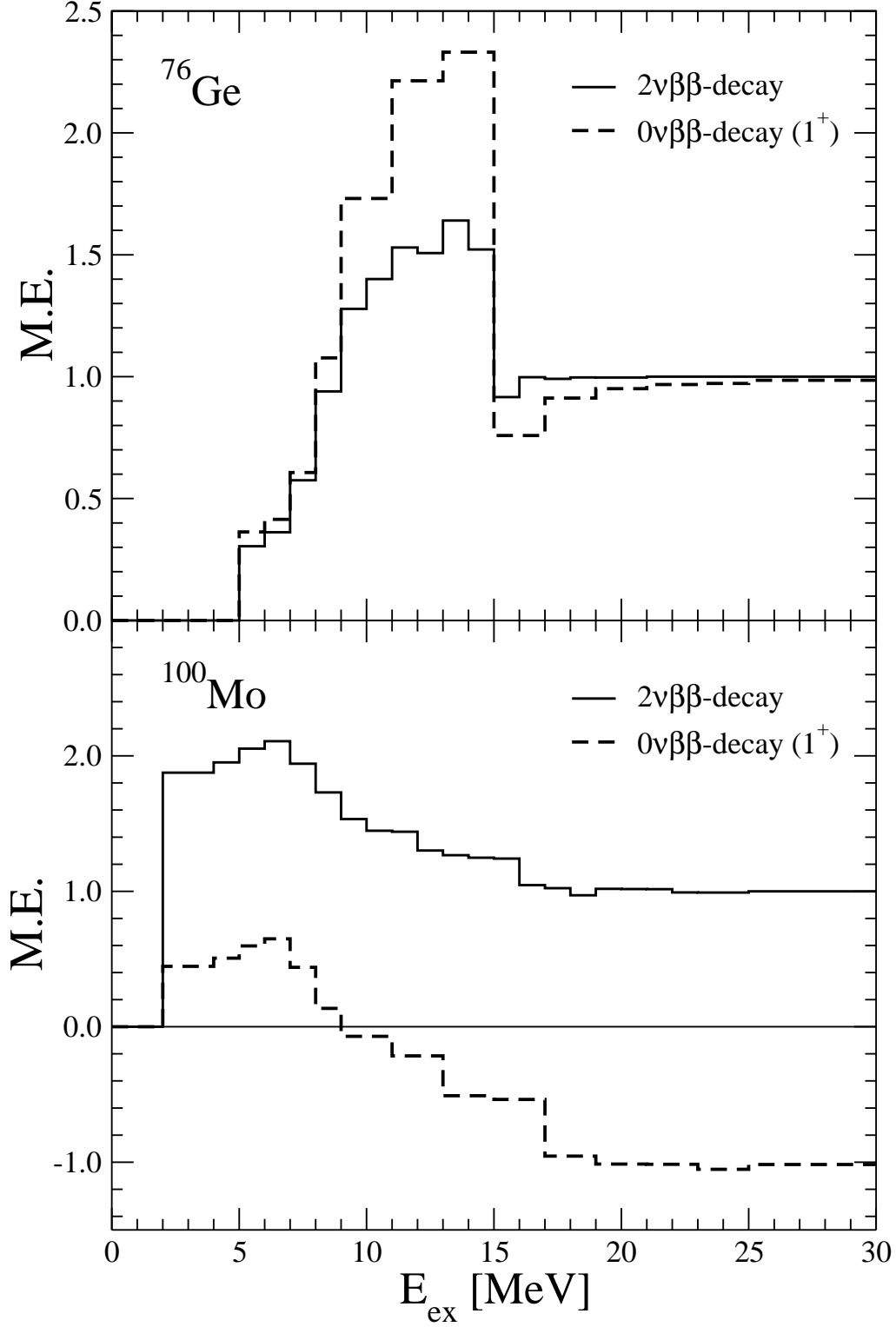


FIG. 7: Running sum of the  $2\nu\beta\beta$ -decay and  $0\nu\beta\beta$ -decay (only  $1^+$  component) matrix elements for  $^{76}\text{Ge}$  and  $^{100}\text{Mo}$  (normalized to unity) as a function of the excitation energy  $E_{\text{ex}} = E_n - (E_i + E_f) = 2$ . Calculations were performed within the QRPA.

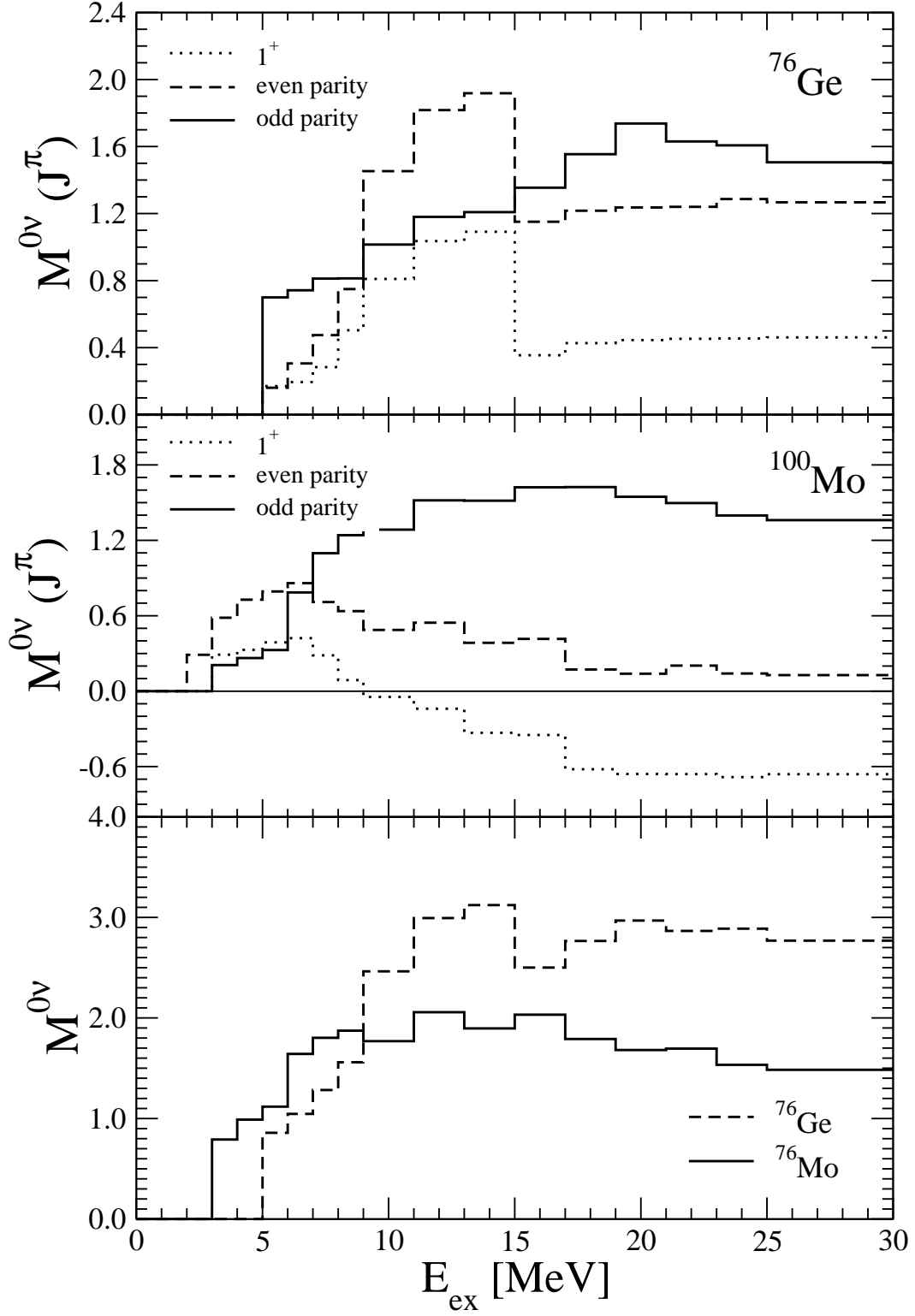


FIG. 8: Running sum of the  $0\nu\beta\beta$ -decay matrix element for  $^{76}\text{Ge}$  and  $^{100}\text{Mo}$  and their multipole contributions as a function of excitation energy  $E_{\text{ex}} = E_n - (E_i + E_f) = 2$ . Calculations were performed within the QRPA (small model space).

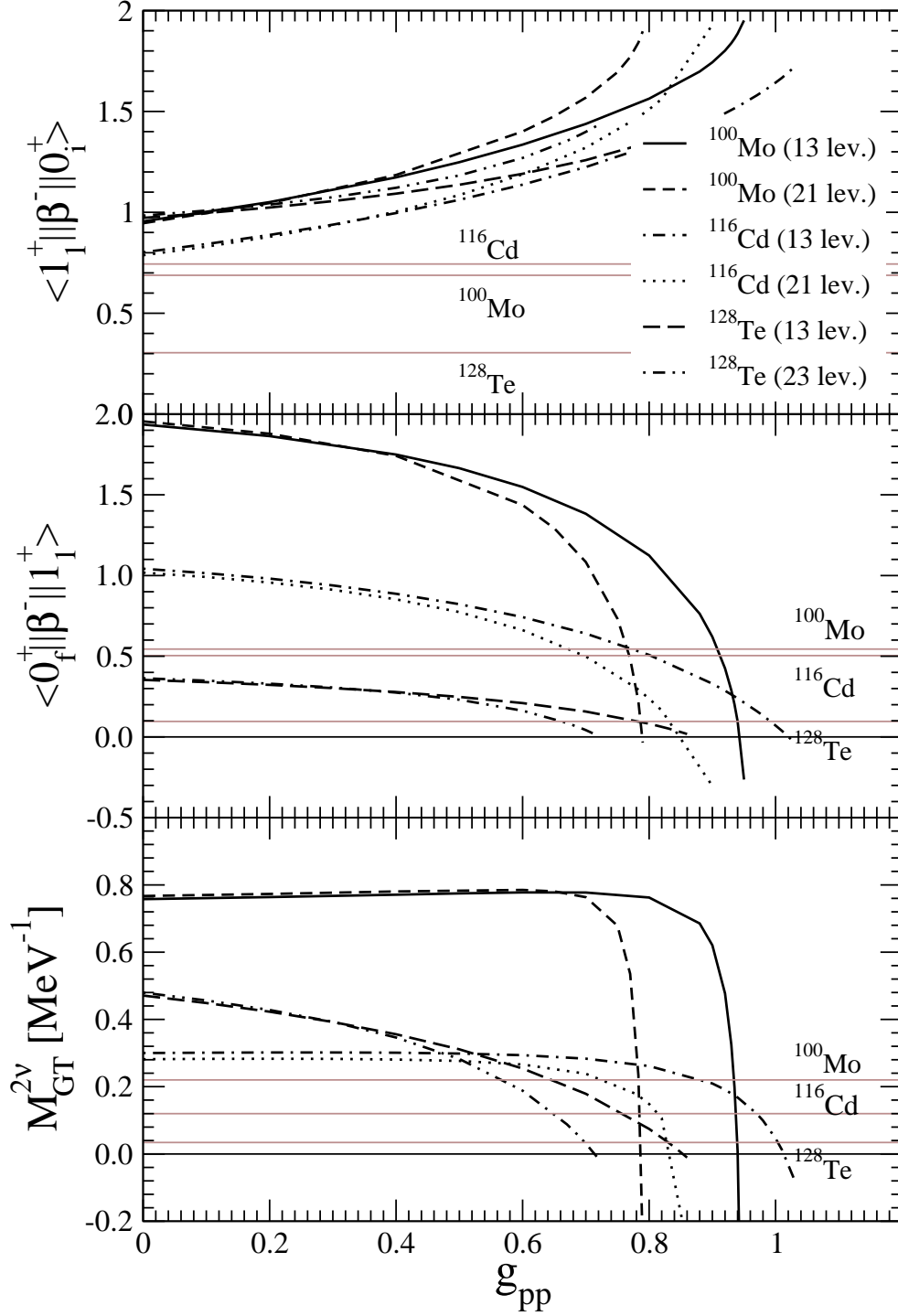


FIG . 9: The upper panel: The matrix element associated with the  $1_1^+$  transition from the initial nucleus  $(A, Z)$  to the  $1_1^+$  ground state of the intermediate nucleus  $(A, Z+1)$  as function of  $g_{pp}$  for  $^{100}\text{Mo}$ ,  $^{116}\text{Cd}$  and  $^{128}\text{Te}$ . The middle panel: The same as upper panel for the  $0_f^+ \rightarrow 1_1^+$  transition from the ground state of  $(A, Z+1)$  to ground state of final nucleus  $(A, Z+2)$ . The lower panel: The  $2^+ \rightarrow 0^+$  decay matrix element of  $^{100}\text{Mo}$ ,  $^{116}\text{Cd}$  and  $^{128}\text{Te}$  as a function of  $g_{pp}$ . The experimental values are indicated by thin horizontal lines.