

Particle yield fluctuations and chemical non-equilibrium at RHIC

Giorgio Torrieri

Department of Physics, McGill University, Montreal, QC H3A-2T8, Canada

Sangyong Jeon

Department of Physics, McGill University, Montreal, QC H3A-2T8, Canada and
RIKEN-BNL Research Center, Upton NY, 11973, USA

Johann Rafelski

Department of Physics, University of Arizona, Tucson AZ 85721, USA and
CERN-ETH, 1211 Geneva 23, Switzerland

(Dated: May 27, 2005)

We study particle yield fluctuations within the statistical hadronization model. Considering both the particle yield ratios and the yield fluctuations we show that it is possible to differentiate between chemical equilibrium and non-equilibrium freeze-out conditions. As an example of the procedure we show quantitatively how the relative yield ratio $\phi(K) = \langle N_K \rangle / \langle N_{\pi} \rangle$ together with the normalized net charge fluctuation $v(Q) = \langle Q^2 \rangle / \langle N_{ch} \rangle$ constrain the chemical conditions at freeze-out.

PACS numbers: 25.75.-q, 24.60.-k, 24.10.Pa

In relativistic heavy ion collisions a localized high energy density domain, a *reball*, is created. The study of the properties of this hot and dense matter is the main objective of the experiments being conducted at RHIC and as of 2007 at LHC. Event-by-event particle fluctuations are the observables subject to intense current theoretical [1, 2, 3, 4, 5, 6, 7, 8, 9], and experimental interest [10, 11, 12]. Fluctuation measurements are important since they can be used: (i) as a consistency check for existing models, e.g. within statistical particle production models [2, 3], (ii) as a way to search for new physics, including QGP [4] (iii) as a test of particle equilibration [2, 9]. Observables related to fluctuations, such as pion intermittency, have also been shown to be an indicator of the correlation length of the produced system [14], and a probe of the QGP-hadron phase transition [15, 16].

The statistical hadronization model (SHM), introduced by Fermi in 1950 [17, 18, 19], has been used extensively in recent years in the study of strongly interacting particle production. In this model, the properties of the final state particles are determined by requiring that the final state maximizes entropy given the physical properties of the *reball* (energy, baryon number content, etc.). When the full spectrum of hadronic resonances is included [20], the SHM turns into a quantitative model capable to describe in detail the abundances of all hadronic particles.

We use the public domain SHM suite of programs SHARE [21] to calculate yields and fluctuations, allowing for production of hadron resonances, their decay, and a possible absence of chemical equilibrium, all within the Grand Canonical (GC) ensemble. Our goal is to show that charge fluctuations offer a sensitive tool to constrain the chemical conditions at freeze-out.

Fluctuations in conserved quantum numbers (such as charge, baryon number, strangeness, or equivalently the net number of valence up, down, strange quarks) can

be studied only in the GC ensemble, as in the micro and canonical ensembles these quantities are fixed. (We recall that fluctuations of non-conserved observables, e.g. other hadron multiplicities, differ for different ensembles in the thermodynamic limit [22, 23]).

A study of GC SHM fluctuations of conserved quantities is of considerable interest at RHIC. In view of detector coverage limitations we observe only a small portion of the *reball*. Provided the *reball* is indeed thermalized, the observable phase space window exchanges particles and energy with the unobserved much larger background "*bath*", giving rise to fluctuations in conserved quantum numbers, in the same sense that the density of air molecules fluctuates locally even though their number is conserved (no particle production).

The situation is of particular interest for a reaction system at RHIC that exhibits a sizable rapidity plateau. It can be shown [24] that observables in a window around mid-rapidity (denoted as *b* is: for Boost-Invariant) could be related to a static GC system (denoted by GC) with the same temperature and chemical potentials.

$$\frac{\langle N_{i|GC} \rangle}{\langle N_{j|GC} \rangle} = \frac{(\langle dN_i/dy \rangle)_{b \rightarrow i}}{(\langle dN_j/dy \rangle)_{b \rightarrow j}} \quad (1)$$

The derivation in [24] can also be applied to fluctuations

$$\frac{\langle N_{i|GC}^2 \rangle}{\langle N_{j|GC} \rangle} = \frac{(\langle dN_i^2/dy \rangle)_{b \rightarrow i}}{(\langle dN_j/dy \rangle)_{b \rightarrow j}} \quad (2)$$

We denote the variance (fluctuation) of any quantity X as $\langle X^2 \rangle = \langle X \rangle^2 + \langle X^2 \rangle - \langle X \rangle^2$. Given this, yield fluctuations can be calculated by a textbook method, as are the average particle yields, as follows.

For a hadron with an energy $E_p = \sqrt{p^2 + m^2}$, the Fermi-Bose single particle occupancy factor for an energy

level is given by:

$$n_i(E_p) = \frac{1}{\sum_i \frac{1}{e^{E_p}}}; \quad (3)$$

where the upper sign is for Fermions and the lower sign is for Bosons. Here μ_i is the particle fugacity, related to particle chemical potential $\mu_i = T \ln \mu_i$.

The yield average and fluctuation is then given by:

$$\langle N_i \rangle = gV \int \frac{d^3p}{(2\pi)^3} n_i(E_p); \quad (4)$$

$$N_i^2 = gV \int \frac{d^3p}{(2\pi)^3} n_i(E_p) (1 + n_i(E_p)); \quad (5)$$

Eqs.(4){5} can be evaluated to any desired accuracy in terms of a series of Bessel functions [19] when $m_i > 0$. Otherwise, numerical evaluation is required (this occurs for degenerate Fermi gases).

In study of many equivalent but not identical systems the consideration of fluctuations in extensive quantities such as of particle yield has to address also volume fluctuations when the volume cannot be fixed by boundary conditions. In our case volume fluctuations can arise due to initial quantum reaction effects, geometric impact parameter variations, as well as from fluctuation due to dynamics of the expansion of the reball. It is difficult to arrive at a reliable description of all these effects. Therefore it is important to select fluctuation observables in which volume fluctuation effects are subdominant. Among extensive quantities, the net charge fluctuation stands out as it is relatively easy to measure and can be shown to be nearly independent of the volume fluctuations [1].

In light of the above considerations we concentrate our effort on the net charge fluctuation measure:

$$v(Q) = \langle Q^2 \rangle = \langle N_{ch}^2 \rangle \quad (6)$$

proposed in the past as a probe of the QGP formation [4]. First results for $v(Q)$ are also available from RHIC experiments [11, 12].

The charged particle multiplicity is given by summing all final state (stable) charged particle multiplicities. These can be computed by adding the direct yield and all resonance decay feed-downs. The total yield of a stable particle is

$$\langle N_{i_{total}} \rangle = \langle N_i \rangle + \sum_{j \neq i} B_{ji} \langle N_j \rangle; \quad (7)$$

where j labels resonances. B_{ji} is the probability (branching ratio) for the decay products of j to include i . The charged particle multiplicity is given by the sum of all charged stable particles.

The net charge fluctuations is given by

$$Q^2 = \sum_i q_i^2 \langle N_i^2 \rangle \quad (8)$$

where q_i is charge density and i labels either all particles before resonance decays or stable particles after resonance decays, since decays conserve net charge [3]. To use Eq.(8), however, the experimental rapidity window must be large enough to encompass all decay particles of the resonances. Hence, our analysis applies to detectors which have a reasonable rapidity coverage, and full azimuthal acceptance, in order to also eliminate azimuthal flow asymmetry, such as STAR and NA49.

In a scenario where freeze-out occurs as a break-up of a chemically equilibrated hadron gas, detailed balance demands that for the hadron i the fugacity is given by the product of the fugacities of conserved quantum numbers.

$$\mu_i^{eq} = \frac{q}{q} \frac{\bar{q}}{q} \frac{s}{s} \frac{\bar{s}}{s} \frac{I_3}{I_3}; \quad \mu_i^{eq} = (\mu_i^{eq})^{-1}; \quad (9)$$

where $\bar{q}; q$ is the number of light anti-quarks and quarks, respectively and $\bar{s}; s$ is the number of strange anti-quarks and quarks, respectively and I_3 is the isospin. This formula implies that the fugacity for the antiparticle is, in full chemical equilibrium, the inverse of the fugacity for the particle, and the fugacity for a hadron carrying vanishing conserved quantum numbers is 1.

SHM particle yields can also arise through the "boiling" of a QGP, with particle emission probability determined from the QGP phase space [28]. In this case, the assumption of detailed balance no longer applies. Deviation from chemical equilibrium can be parametrized by a phase space occupancy factor γ_q (for $u; \bar{u}; d; \bar{d}$ in hadrons) and γ_s (for s and \bar{s}). In this chemical nonequilibrium case the fugacity becomes

$$\mu_i = \mu_i^{eq} \gamma_q^{q+\bar{q}} \gamma_s^{s+\bar{s}} \quad (10)$$

where μ_i^{eq} is given by Eq.(9) (Note that $\mu_i = \mu_i^{-1}$).

Chemical nonequilibrium is of a particular interest since it can result in a large pion fugacity which influences fluctuations much more severely than the yields. Light quark chemical nonequilibrium is well motivated in a scenario where an entropy rich deconfined state quickly hadronizes [26]. In this scenario, mismatch of entropies between the two phases requires $\gamma_q > 1$. If γ_q becomes large enough so that $\gamma_q \rightarrow e^{m_\pi/T}$, then the pion yield and the fluctuations behave like (c.f. Eqs.(4,5))

$$\lim_{T \rightarrow 0} \langle N_i \rangle / e^{m_i/T} = 1; \quad \lim_{T \rightarrow 0} \langle N_i^2 \rangle / e^{2m_i/T} = 2; \quad (11)$$

where $\gamma_q = 1$ at $T = 0$. The fluctuation grows much faster than the yield as mentioned above.

Studies of particle yields have indeed found γ_q that can potentially make sense [27, 28, 29, 30]. However, in other studies [31] $\gamma_q > 1$ was not claimed because of the high degree of correlation with other parameters arising in the dataset considered. In this situation fluctuations can provide the additional constraint necessary to determine the occupation factor γ_q more convincingly.

We now discuss our specific results. In the rest of this paper, we set $\mu_{I_3}^{eq} = 1$; $\mu_q^{eq} = e^{B=3T} = 1.05$ and $\mu_s^{eq} = 1.027$ in accordance with [29]. However, both observables

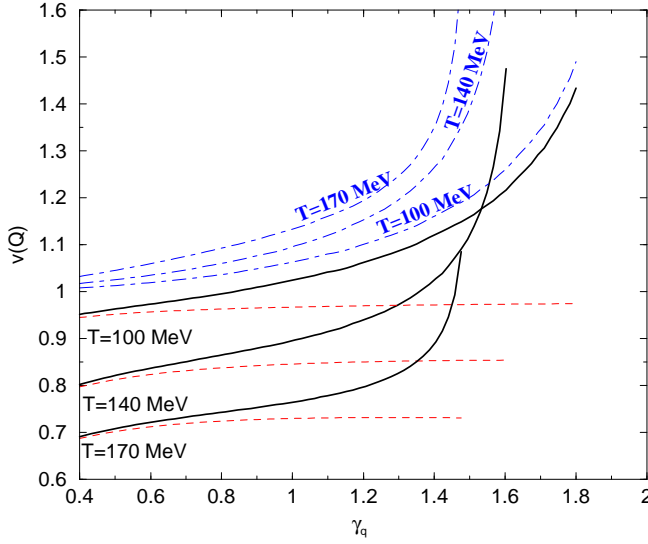


FIG. 1: $v(Q)$ as function of q_T (solid lines). Dot-dashed lines, no resonance decays; dashed lines, Boltzmann particle fluctuations.

we consider, the net charge fluctuations and the \bar{K} particle yield ratio we use are nearly independent of these quantities as will be shown below.

Fig. 1 shows the variation in $v(Q)$ as a function of q_T for $T = 100; 140; 170$ MeV. The solid lines show $v(Q)$ including the resonance decays, dot-dashed lines comprise only the direct effect of pion fluctuations. As the temperature increases (solid lines from top to bottom) the number of resonances increases. This in turn increases the unlike-sign charge correlations and hence reverses the temperature dependence of the pure pion case (dot-dashed lines). The short dashed lines show results for Boltzmann statistics. Boltzmann charge fluctuations are nearly constant as function of q_T and primarily depend on chemical mix of the directly produced and secondary decay particles, which dominantly depends on the temperature T . The solid and dot-dashed lines in Fig. 1 terminate at a maximum value of q_T when the fluctuations start to diverge as in Eq.(11).

To determine both T and q_T values we require an additional observable. In this work, we choose the yield ratio \bar{K} . This ratio depends linearly on q_T , and is nearly independent of s_s^{eq} and s_s as $\bar{K} = (s_{\bar{u}}/s_u)$ and $K = (s_u/s_{\bar{u}})$. In Fig. 2 we show how the relative yield depends on q_T and T . The yield we wish to consider does not include weak decay feed from Λ but it includes the electromagnetic decay of Λ^0 and the strong decays. K excludes feed-down from Λ , but includes K and higher resonances. It is important to exclude the Λ and cascading in order to eliminate the residual dependence on s_s and s_s^{eq} . These corrections have been proved to be feasible experimentally: the yield at both 200 and 130 GeV is already measured at STAR and PHENIX [32], and the yield is published at 130 GeV and preliminary

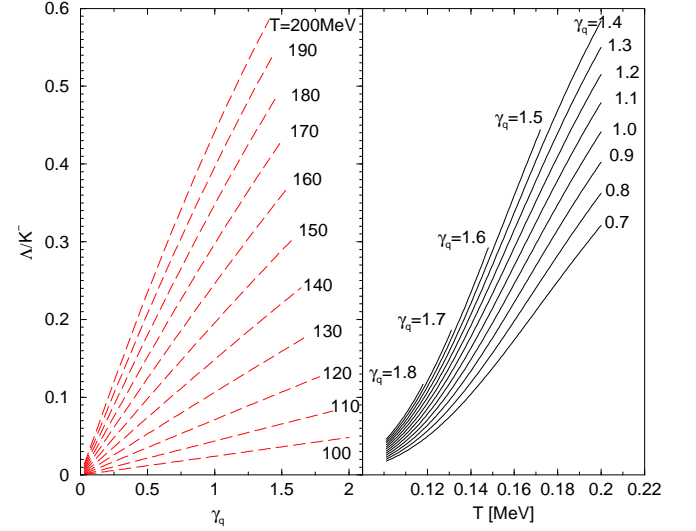


FIG. 2: Particle yield ratio \bar{K} as a function of T and q_T . The yield does not include Λ and the K yield is without the contribution of $\Lambda \rightarrow K^+ K^-$ decays.

at 200 GeV by STAR [33].

We now combine results in Figs. 1 and 2 into our main result Fig. 3. Every point in this plane of $v(Q)$ and \bar{K} corresponds to a specific set of T and q_T as indicated by the grid. Note that some domains in this plane are not allowed within the SHM since they lie in the region where the GC partition function is not convergent. The two highlighted regions indicate the expected chemical equilibrium (at small $v(Q)$) and nonequilibrium parameter domains (at larger $v(Q)$). When particle yields and fluctuations are considered, the separation of these two domains confirms that we have found a sensitive method to determine both q_T and T . (Of course, SHM parameters fixed in this way must be able to describe all other hadron yields and fluctuations).

The results of having two extreme values, $s_s = 1$ and $s_s = 2.5$, are also shown in Fig. 3. The s_s values correspond to the equilibrium [25] and non-equilibrium [28] best fits. Their difference, as seen in Fig. 3, is small and well below the experimental error. The reason is that in all models $v(Q)$ is controlled by non-strange particle fluctuations. The ratio \bar{K} is also independent of s_s , since we have corrected for strangeness-changing $\Lambda \rightarrow K^+ K^-$ and $\Lambda \rightarrow K^0 K^0$ decays. The largest remaining systematic deviation is due to the baryon chemical potential $\mu_B = 3T = \mu_B^{eq}$. Its contribution to $v(Q)$ is negligible, but this is not true for the case of \bar{K} . Fortunately, Baryon/Antibaryon ratios are enough to fix μ_B^{eq} .

To transform the diagram in Fig. 3 to an equivalent figure good at SPS or lower energy RHIC (where q_T is higher) it is sufficient to multiply the \bar{K} axis in Figs. 2 and 3 by the ratio of corresponding q_T^{eq} 's, given by $(K^+/\bar{K}^-)^{1/4} = 1.05$ (\bar{K} corrected for Λ and feed-down).

In this study, we have shown that it is possible to use

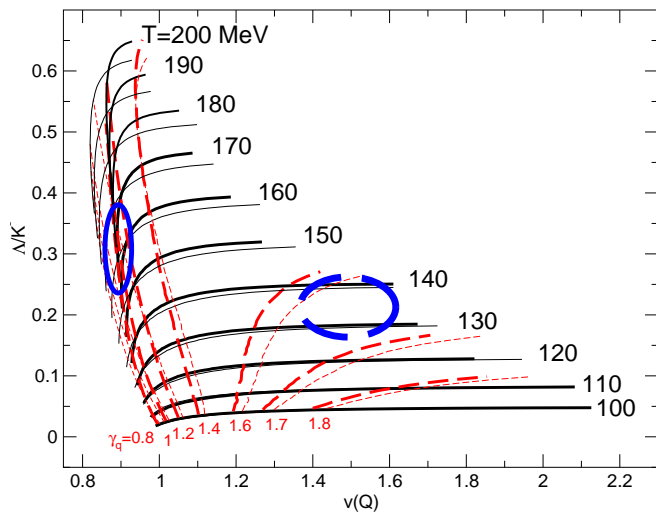


FIG. 3: Particle ratio ΔK and particle fluctuation $v(Q)$ plane: point in plane corresponds to a set of values $\gamma_q; T$ as indicated. Thick lines correspond to $s = 2.5$ while thin lines correspond to $s = 1$. Ellipses show the expected result in the equilibrium (solid) and non-equilibrium (dashed) models.

uctuations as a tool to study the chemical conditions in the break up of dense matter reball. We used the statis-

tical hadronization model to obtain detailed predictions for charge fluctuations as function of chemical freeze-out temperature and chemical conditions. Specifically we argued that a simultaneous measurement of charge fluctuations and ΔK ratios can differentiate between chemical equilibrium and non-equilibrium freeze-out scenarios, and decisively constrain the magnitude of the deviation from equilibrium.

Our results show that it is possible to clearly distinguish the chemical equilibrium freeze-out condition $\gamma_q = 1$ ($T = 150$ MeV [29] or 170 MeV [25]) from the chemical non-equilibrium freeze-out condition $\gamma_q = 1.6; T = 140 - 144$ MeV [28, 29]. Hence an experimentally observed value of net charge fluctuations should be considered as a constraint when fitting the parameters in statistical hadronization models.

G.T. thanks Charles Gale, Lijun Shi, Vasile Topor Pop and Alex Bourque for helpful discussions. Work supported in part by grants from the U.S. Department of Energy (J.R. by DE-FG 02-04ER 41318) the Natural Sciences and Engineering research council of Canada, the Fonds Nature et Technologies of Quebec. G.T. thanks the Tomlinson foundation for support. S.J. thanks RIKEN BNL Center and U.S. Department of Energy [DE-AC 02-98CH 10886] for providing facilities essential for the completion of this work.

-
- [1] S. Jeon and V. Koch, "Event-by-event fluctuations," arXiv:hep-ph/0304012, In: Hwa, R.C. (ed.) et al.: Quark gluon plasma, Singapore 2004, pp 430-490.
 - [2] S. Jeon, V. Koch, K. Redlich and X.N. Wang, Nucl. Phys. A 697, 546 (2002)
 - [3] S. Jeon and V. Koch, Phys. Rev. Lett. 83, 5435 (1999)
 - [4] S. Jeon and V. Koch, Phys. Rev. Lett. 85, 2076 (2000)
 - [5] M. Asakawa, U. W. Heinz and B. Muller, Phys. Rev. Lett. 85, 2072 (2000)
 - [6] S. Mrowczynski, Phys. Rev. C 57, 1518 (1998)
 - [7] C. P. Bunc, S. Gavin and S. Voloshin, Phys. Rev. C 66, 044904 (2002) [arXiv:nuclex/0204011].
 - [8] J. Zaranek, Phys. Rev. C 66, 024905 (2002)
 - [9] Q. H. Zhang, V. Topor Pop, S. Jeon and C. Gale, Phys. Rev. C 66, 014909 (2002)
 - [10] J. G. Reid [STAR Collaboration], Nucl. Phys. A 698 (2002) 611.
 - [11] J. Adam et al. [STAR Collaboration], Phys. Rev. C 68, 044905 (2003)
 - [12] K. Adcox et al. [PHENIX Collaboration], Phys. Rev. Lett. 89, 082301 (2002)
 - [13] PHOBOS proceedings.
 - [14] A. Bialas, R. Peschanski, Phys. Lett. B 207, 59 (1988).
 - [15] A. Bialas and R. C. Hwa, Phys. Lett. B 253, 436 (1991).
 - [16] S. Hegyi and T. Csorgo, Phys. Lett. B 296, 256 (1992).
 - [17] E. Fermi, Prog. Theor. Phys. 5, 570 (1950).
 - [18] I. Pomerenchuk, Proc. USSR Academy of Sciences (in Russian) 43, 889 (1951). Translated in: "Quark-Gluon Plasma: Theoretical Foundations" An annotated reprint collection; Edited by J. Kapusta, B. Muller, J. Rafelski ISBN: 0-444-51110-5, Elsevier, New York, (2003).
 - [19] L. D. Landau, Izv. Akad. Nauk Ser. Fiz. 17 (1953) 51.
 - [20] R. Hagedorn, Suppl. Nuovo Cimento 2, 147 (1965).
 - [21] G. Torrieri, W. Broniowski, W. Florkowski, J. Letessier, J. Rafelski, and S. Steinke, arXiv:nuc-th/0404083 www.physics.arizona.edu/~torrieri/SHARE/share.html
 - [22] V. V. Begun, M. I. Gorenstein, A. P. Kostyuk and O. S. Zozulya, arXiv:nuc-th/0410044.
 - [23] V. V. Begun, M. I. Gorenstein and O. S. Zozulya, arXiv:nuc-th/0411003.
 - [24] J. Cleymans, K. Redlich, Phys. Rev. C 60, 054908 (1999).
 - [25] P. Braun-Munzinger, D. Magestro, K. Redlich and J. Stachel, Phys. Lett. B 518, 41 (2001).
 - [26] J. Rafelski and J. Letessier, Phys. Rev. Lett. 85, 4695 (2000).
 - [27] J. Letessier and J. Rafelski, Int. J. Mod. Phys. E 9, 107, (2000), and references therein. For update, see J. Rafelski, J. Letessier, and G. Torrieri, nuc-th/0104042.
 - [28] J. Rafelski, J. Letessier, Acta Phys. Polon. B 34, 5791 (2003). J. Rafelski, J. Letessier, J. Phys. G 30, S1 (2004).
 - [29] J. Rafelski, J. Letessier, G. Torrieri, arXiv:nuc-th/0412072.
 - [30] J. Letessier and J. Rafelski, arXiv:nuc-th/0504028.
 - [31] F. Becattini, M. Gazdzicki, A. Keraanen, J. Manninen and R. Stock, Phys. Rev. C 69, 024905 (2004).
 - [32] S. S. Adler et al. [PHENIX Collaboration], arXiv:nuclex/0410012. J. Adam et al. [STAR Collaboration], Phys. Lett. B in press, [arXiv:nuclex/0406003].
 - [33] O. Barannikova [STAR Collaboration], arXiv:nuclex/0403014. J. Adam et al. [STAR Collaboration], Phys. Rev. Lett. 92, 182301 (2004).