

# Strange particle production in a single-freeze-out model

W. Florkowski<sup>1,2</sup>, W. Broniowski<sup>1</sup>, and A. Baran<sup>1</sup>

<sup>1</sup> The H. Niewodniczański Institute of Nuclear Physics, Polish Academy of Sciences, 31-342 Kraków, Poland

<sup>2</sup> Institute of Physics, Świętokrzyska Academy, 25-406 Kielce, Poland

**Abstract.** The transverse-momentum spectra and elliptic flow of strange particles are calculated in the framework of the single-freeze-out model and compared with the recent RHIC data. An overall very good agreement between the model predictions and the data is obtained.

In this paper we use the single-freeze-out model of Refs. [1, 2, 3] to analyze the production of strange particles in relativistic heavy-ion collisions. The model results are compared with the recent RHIC data on the transverse-momentum spectra and elliptic flow of hyperons [4, 5]. In the original formulation [1, 2, 3], the single-freeze-out model is used to describe cylindrically symmetric systems such as those created in the most central events. A natural extension of the original formulation is obtained by the introduction of the azimuthal asymmetry in both the shape of the freeze-out hypersurface and the transverse-flow field. The asymmetry of the freeze-out hypersurface is taken into account by the following parameterization [6]:

$$\begin{aligned} t &= \tau \cosh \alpha_{\parallel} \cosh \alpha_{\perp}, & r_z &= \tau \sinh \alpha_{\parallel} \cosh \alpha_{\perp}, \\ r_x &= \tau \sinh \alpha_{\perp} \sqrt{1 - \epsilon} \cos \phi, & r_y &= \tau \sinh \alpha_{\perp} \sqrt{1 + \epsilon} \sin \phi. \end{aligned} \quad (1)$$

Here the coordinates  $t$  and  $r_z$  are kept as in the symmetric formulation:  $\tau$  denotes the lifetime of the system, whereas  $\alpha_{\parallel}$  and  $\alpha_{\perp}$  are the longitudinal and transverse space-time rapidity. The  $r_x$ -axis lies in the reaction plane, and the  $r_y$ -axis is perpendicular to the reaction plane. The almond-like shape of the system in the transverse plane is achieved by the introduction of the factors  $\sqrt{1 \pm \epsilon}$ . For positive  $\epsilon$  the system is elongated out of the reaction plane, as seen in the experiment. The value of  $\epsilon$  is fitted to reproduce the dependence of the  $R_{\text{side}}$  HBT radius on the azimuthal angle [6]. The four-velocity field is defined in the following way:

$$u_t = \frac{t}{N}, \quad u_z = \frac{r_z}{N}, \quad u_x = \frac{r_x}{N} \sqrt{1 + \delta} \cos \phi, \quad u_y = \frac{r_y}{N} \sqrt{1 - \delta} \sin \phi. \quad (2)$$

Here the normalization  $N$  is taken in such a way that the four-velocity field is properly normalized,  $u^{\mu}u_{\mu} = 1$ . Positive  $\delta$  means a faster flow in the reaction plane, which corresponds to positive  $v_2$ . Certainly, the choice (1, 2) is by no means unique, but it takes into account the essential features found in the experiments.

The transverse-momentum spectra are calculated from the Cooper-Frye formula [7]

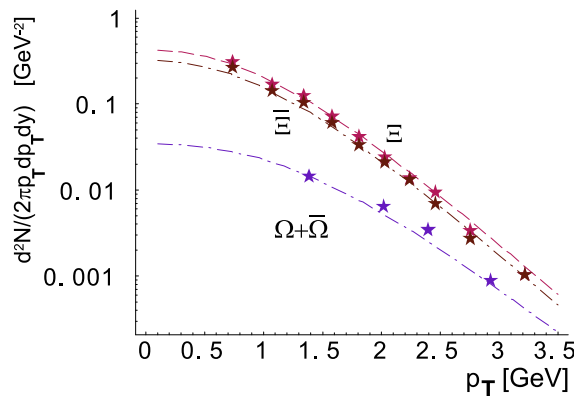
$$\frac{dN}{d^2p_\perp dy} = \int p^\mu d\Sigma_\mu f(p \cdot u), \quad (3)$$

where  $d\Sigma_\mu$  denotes the element of the hypersurface defined by Eq. (1), the four-velocity  $u$  is defined by Eq. (2), and the hadron distribution functions  $f$  include sequential decays of the resonances, as described in a greater detail in Refs. [2, 3]. Then, the coefficient of the elliptic flow is obtained from the formula

$$v_2(p_\perp) = \frac{\int_0^{2\pi} d\phi \frac{dN}{d^2p_\perp dy} \cos(2\phi)}{\int_0^{2\pi} d\phi \frac{dN}{d^2p_\perp dy}}. \quad (4)$$

We note that the parameters of the model may be classified into three independently-fitted groups: the two *thermodynamic parameters* (temperature  $T$  and the baryon chemical potential  $\mu_B$ ) are obtained from the study of the ratios of hadronic abundances [8]; the two *geometric parameters* (the lifetime of the system  $\tau$  and the radius of the firecylinder  $\rho_{\max} = \tau \sinh \alpha_\perp^{\max}$ ) are obtained from the study of the azimuthally averaged transverse-momentum spectra; and, finally, the two *deformation parameters* ( $\epsilon$  and  $\delta$ ) are obtained from the experimental information on  $R_{\text{side}}$  and the  $v_2$  coefficient.

It is important to stress that in the fits of the geometric and deformation parameters we use only the data for the most abundant particles (pions, kaons, protons and antiprotons). In this way, the calculation of the transverse-momentum spectra or  $v_2$  of strange particles may be regarded as the prediction of the model. An example of such a procedure is the calculation of the transverse-momentum spectra of hyperons [2]. In Fig. 1 we can see the comparison of the predicted spectra for the energy  $\sqrt{s_{NN}} = 130$  GeV with the final results published recently by the STAR Collaboration [4]. In this case the most central collisions are taken into account, hence  $\epsilon = 0$  and  $\delta = 0$ . The

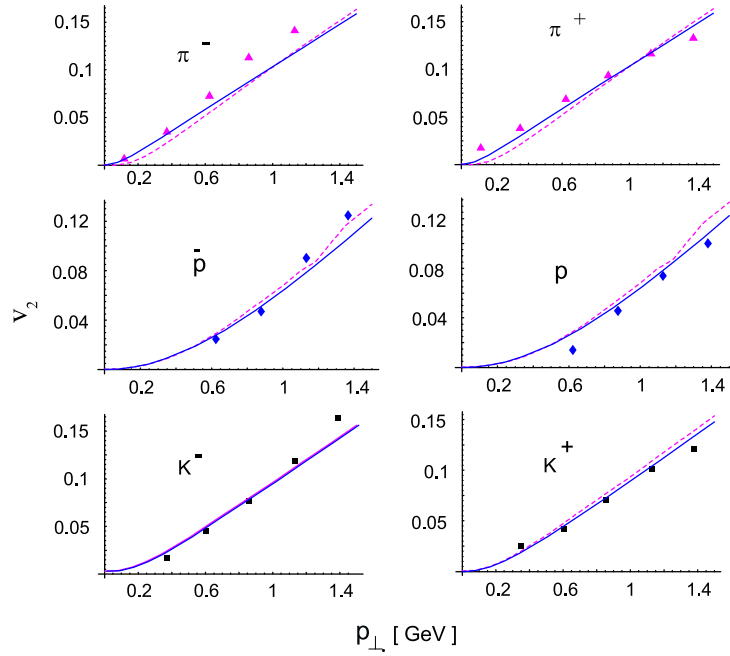


**Figure 1.** Comparison of our prediction [2] on the production of  $\Xi$  and  $\Omega + \bar{\Omega}$  in Au-Au collisions at the energy  $\sqrt{s_{NN}} = 130$  GeV with the final data for most central collisions published by the STAR Collaboration [4].

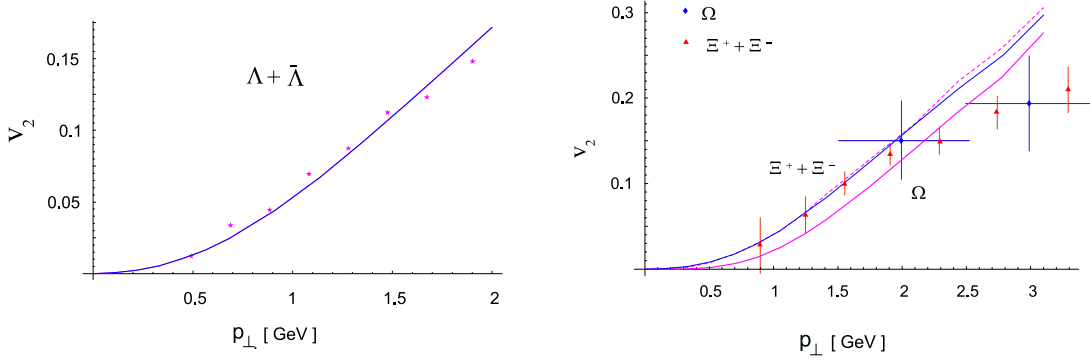
fit of the remaining parameters gives:  $T = 165$  MeV,  $\mu_B = 41$  MeV,  $\tau = 7.66$  fm, and  $\rho_{\max} = 6.69$  fm [2]. We can observe a very good agreement of the model predictions with the data. A similar comparison for other particles can be found in [2, 10]. The overall agreement is satisfactory although some discrepancies for the case of Lambdas (normalization) or antiprotons may be noticed.

In Fig. 2 we show the fit to the PHENIX minimum-bias data for the energy  $\sqrt{s_{NN}} = 200$  GeV showing the  $p_{\perp}$ -dependence of the  $v_2$  coefficient of pions, kaons, and (anti)protons [9]. In this case the values of the thermodynamic parameters are:  $T = 165$  MeV and  $\mu_B = 26$  MeV, whereas the values of the geometric parameters are  $\tau = 4.04$  fm and  $\rho_{\max} = 3.90$  fm [11, 12]. The new experimental information contained in the  $p_{\perp}$ -dependence of the  $v_2$  coefficient allows us to fit the value of  $\delta$ . In the considered case we find  $\delta = 0.25$ , while  $\epsilon = 0.13$  has been read off from the azimuthally-dependent HBT data [6]. The solid lines in Fig. 2 correspond to the calculations done without the inclusion of the sequential hadronic decays, while the dotted lines describe the results obtained with the full feeding from such decays. We conclude that the effects of the resonance decays are not important for the good description of the elliptic-flow coefficient  $v_2$  (nota bene, the effects of the hadronic decays are crucial for good description of the  $p_{\perp}$ -spectra). A very good description of the discussed data has been achieved by Hirano and Tsuda in their full hydrodynamical calculation [13].

The values of the parameters obtained in the analysis of the production of the most



**Figure 2.** The fit of the elliptic-flow coefficient  $v_2$  for pions, kaons, and (anti)protons. The symbols represent preliminary minimum bias data from the PHENIX Collaboration collected at the energy  $\sqrt{s_{NN}} = 200$  GeV (presented by Voloshin in Ref. [9] ).



**Figure 3.** The  $v_2$  coefficient for the sum  $\Lambda + \bar{\Lambda}$  (left) and multistrange baryons (right). The points show the minimum-bias data from STAR collected at the beam energy  $\sqrt{s_{NN}} = 200$  GeV. The model parameters are the same as those obtained in the analysis of the most abundant particles measured in the minimum-bias events by PHENIX, shown in Fig. 2.

abundant particles may be used to obtain the function  $v_2(p_{\perp})$  for strange particles. In Fig. 3 we show a comparison of the model calculation with the data representing the elliptic flow of the Lambda ( $\Lambda + \bar{\Lambda}$ ) and, what is especially interesting, of the multistrange baryons [5]. In both cases we find a very good agreement.

As a conclusion, we would like to emphasize that the single freeze-out model describes in the unified way the production of ordinary and strange hadrons in the soft region  $p_{\perp} < 2$  GeV. The values of the parameters extracted from the pion, kaon, and (anti)proton data allow us to make predictions about the behavior of strange particles. Such predictions give a satisfactory description of the experimental data.

This research was supported in part by the Polish State Committee for Scientific Research, grant number 2 P03B 05925.

- [1] W. Broniowski, W. Florkowski, Phys. Rev. Lett., **87** (2001) 272302.
- [2] W. Broniowski, W. Florkowski, Phys. Rev., **C65** (2002) 064905.
- [3] W. Broniowski, A. Baran, W. Florkowski, Acta Phys. Polon., **B33** (2002) 4235.
- [4] J. Adams, *et al.*, STAR, Phys. Rev. Lett., **92** (2004) 182301.
- [5] J. Castillo, STAR, J. Phys., **G30** (2004) S1207.
- [6] W. Broniowski, A. Baran, W. Florkowski, AIP Conf. Proc., **660** (2003) 185–195, nucl-th/0212053.
- [7] F. Cooper, G. Frye, Phys. Rev., **D10** (1974) 186.
- [8] W. Florkowski, W. Broniowski, M. Michalec, Acta Phys. Polon., **B33** (2002) 761.
- [9] S. A. Voloshin, Nucl. Phys., **A715** (2003) 379.
- [10] W. Florkowski and W. Broniowski, AIP Conf. Proc., **660** (2003) 177–184, nucl-th/0212052.
- [11] A. Baran, W. Broniowski, W. Florkowski, Acta Phys. Polon., **B35** (2004) 779.
- [12] A. Baran, PhD Thesis, unpublished.
- [13] T. Hirano and K. Tsuda, Phys. Rev., **C66** (2002) 054905.