

A Multi-Phase Transport Model for Relativistic Heavy Ion Collisions

Zi-Wei Lin

*Physics Department, The Ohio State University, Columbus, Ohio 43210**

Che Ming Ko

Cyclotron Institute and Physics Department, Texas A&M University, College Station, Texas 77843-3366

Bao-An Li and Bin Zhang

Department of Chemistry and Physics, Arkansas State University, State University, Arkansas 72467-0419

Subrata Pal

Department of Physics, Michigan State University, East Lansing, Michigan 48824

(Dated: February 8, 2008)

We describe in detail how the different components of a multi-phase transport (AMPT) model, that uses the Heavy Ion Jet Interaction Generator (HIJING) for generating the initial conditions, Zhang's Parton Cascade (ZPC) for modeling partonic scatterings, the Lund string fragmentation model or a quark coalescence model for hadronization, and A Relativistic Transport (ART) model for treating hadronic scatterings, are improved and combined to give a coherent description of the dynamics of relativistic heavy ion collisions. We also explain the way parameters in the model are determined, and discuss the sensitivity of predicted results to physical input in the model. Comparisons of these results to experimental data, mainly from heavy ion collisions at the Relativistic Heavy Ion Collider (RHIC), are then made in order to extract information on the properties of the hot dense matter formed in these collisions.

PACS numbers: 25.75.-q, 12.38.Mh, 24.10.Lx

I. INTRODUCTION

Colliding heavy ions at relativistic energies makes it possible to subject nuclear matter to the extreme condition of large compression, leading to energy densities that can exceed that for producing a plasma of deconfined quarks and gluons, that is believed to have existed during the first microsecond after the Big Bang. Experiments at RHIC at the Brookhaven National Laboratory with center-of-mass energy up to $\sqrt{s_{NN}} = 200$ GeV in Au+Au collisions thus provide the opportunity to study the properties of this so-called quark-gluon plasma (QGP). At the future Large Hadron Collider (LHC) at CERN, which will allow Pb+Pb collisions at $\sqrt{s_{NN}} = 5.5$ TeV, the produced quark-gluon plasma will have an even higher temperature and a nearly vanishing net baryon chemical potential.

Many observables have been measured at RHIC, such as the rapidity distributions of various particles and their transverse momentum spectra up to very high transverse momentum, the centrality dependence of these observables, the elliptic flows of various particles, as well as both identical and non-identical two-particle correlations. To understand these extensive experimental results, many theoretical models have been introduced. It ranges from thermal models [1, 2, 3, 4] based on the assumption

of global thermal and chemical equilibrium to hydrodynamic models [5, 6, 7, 8, 9, 10, 11] based only on the assumption of local thermal equilibrium, and to transport models [12, 13, 14, 15, 16, 17, 18, 19, 20, 21, 22, 23, 24, 25, 26] that treat non-equilibrium dynamics explicitly. The thermal models have been very successful in accounting for the yield of various particles and their ratios, while the hydrodynamic models are particularly useful for understanding the collective behavior of low transverse momentum particles such as the elliptic flow [8, 9, 10, 11]. Since transport models treat chemical and thermal freeze-out dynamically, they are also natural and powerful tools for studying the Hanbury-Brown-Twiss interferometry of hadrons. For hard processes that involve large momentum transfer, approaches based on the perturbative quantum chromodynamics (pQCD) using parton distribution functions in the colliding nuclei have been used [27, 28]. Also, the classical Yang-Mills theory has been developed to address the evolution of parton distribution functions in nuclei at ultra-relativistic energies [29, 30, 31] and used to study the hadron rapidity distribution and its centrality dependence at RHIC [32, 33, 34]. These problems have also been studied in the pQCD based final-state saturation model [35, 36, 37].

Although studies based on the pQCD [38] have shown that thermalization could be achieved in collisions of very large nuclei and/or at extremely high energy, even though the strong coupling constant at the saturation scale is asymptotically small, the dense matter created in heavy ion collisions at RHIC may, however, not achieve full thermal or chemical equilibrium as a re-

*Present address: 301 Sparkman Drive, VBRH E-39, The University of Alabama in Huntsville, Huntsville, AL 35899

sult of its finite volume and energy. To address such non-equilibrium many-body dynamics, we have developed a multi-phase transport (AMPT) model that includes both initial partonic and final hadronic interactions and the transition between these two phases of matter [39, 40, 41, 42, 43, 44, 45, 46, 47, 48, 49, 50]. The AMPT model is constructed to describe nuclear collisions ranging from $p + A$ to $A + A$ systems at center-of-mass energies from about $\sqrt{s_{NN}} = 5$ GeV up to 5500 GeV at LHC, where strings and minijets dominate the initial energy production and effects from final-state interactions are important. For the initial conditions, the AMPT model uses the hard minijet partons and soft strings from the HIJING model. The ZPC parton cascade is then used to describe scatterings among partons, which is followed by a hadronization process that is based on the Lund string fragmentation model or by a quark coalescence model. The latter is introduced for an extended AMPT model with string melting in which hadrons, that would have been produced from string fragmentation, are converted instead to their valence quarks and antiquarks. Scatterings among the resulting hadrons are described by the ART hadronic transport model. With parameters, such as those in the string fragmentation, fixed by the experimental data from heavy ion collisions at SPS, the AMPT model has been able to describe reasonably many of the experimental observations at RHIC.

In this paper, we give a detailed description of the different components of the AMPT model, discuss the parameters in the model, show the sensitivity of its results to the input to the model, and compare its predictions with experimental data. The paper is organized as follows. In Section II, we describe the different components of the AMPT model: the HIJING model and string melting, the ZPC model, the Lund string fragmentation model, and the quark coalescence model used for the scenario of string melting, and the extended ART model. Tests of the AMPT model against data from pp and $p\bar{p}$ reactions are given in Section III. Results from the AMPT model for heavy ion collisions at SPS energies are discussed in Section IV for hadron rapidity distributions and transverse momentum spectra, baryon stopping, and antiproton production. In Section V, we show results at RHIC for hadron rapidity distributions and transverse momentum spectra, particle ratios, baryon and antibaryon production, and the production of multistrange baryons as well as J/ψ . We further show results from the AMPT model with string melting on hadron elliptic flows and two-pion interferometry at RHIC. In Section VI, we present the predictions from AMPT for hadron rapidity and transverse momentum distributions in Pb+Pb collisions at the LHC energy. Discussions on possible future improvements of the AMPT model are presented in Section VII, and a summary is finally given in Section VIII.

II. THE AMPT MODEL

The AMPT model consists of four main components: the initial conditions, partonic interactions, the conversion from the partonic to the hadronic matter, and hadronic interactions. The initial conditions, which include the spatial and momentum distributions of minijet partons and soft string excitations, are obtained from the HIJING model [51, 52, 53, 54]. Currently, the AMPT model uses the HIJING model version 1.383 [55], which does not include baryon junctions [56]. Scatterings among partons are modeled by Zhang's parton cascade (ZPC) [18], which at present includes only two-body scatterings with cross sections obtained from the pQCD with screening masses. In the default AMPT model [39, 40, 41, 42, 43, 44, 46, 47, 49], partons are recombined with their parent strings when they stop interacting, and the resulting strings are converted to hadrons using the Lund string fragmentation model [57, 58, 59]. In the AMPT model with string melting [45, 48, 50], a quark coalescence model is used instead to combine partons into hadrons. The dynamics of the subsequent hadronic matter is described by a hadronic cascade, which is based on the ART model [14, 25] and extended to include additional reaction channels that are important at high energies. These channels include the formation and decay of K^* resonance and antibaryon resonances, and baryon-antibaryon production from mesons and their inverse reactions of annihilation. Final results from the AMPT model are obtained after hadronic interactions are terminated at a cutoff time (t_{cut}) when observables under study are considered to be stable, i.e., when further hadronic interactions after t_{cut} will not significantly affect these observables. We note that two-body partonic scatterings at all possible times have been included because the algorithm of ZPC, which propagates partons directly to the time when the next collision occurs, is fundamentally different from the fixed time step method used in the ART model.

In Figs. 1 and 2, we show, respectively, the schematic structures of the default AMPT model [39, 40, 41, 42, 43, 44, 46, 47] and the AMPT model with string melting [45, 48, 50] described above. The full source code of the AMPT model in the Fortran 77 language and instructions for users are available online at the OSCAR website [60] and also at the EPAPS website [61]. The default AMPT model is named as version 1. x , and the AMPT model with string melting is named as version 2. y , where value of the integer extension x or y increases whenever the source code is modified. Current versions of the AMPT model is 1.11 for the default model and 2.11 for the string melting model, respectively. In the following, we explain in detail each of the above four components of the AMPT model and the way they are combined to describe relativistic heavy ion collisions.

Structure of the default AMPT model

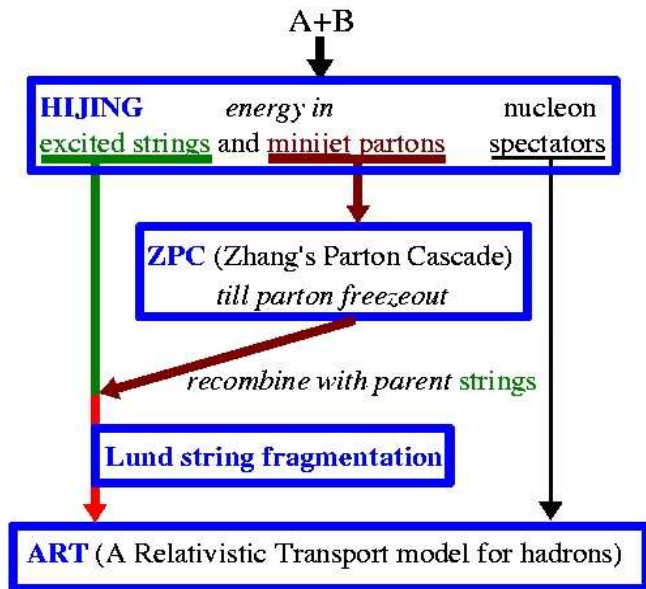


FIG. 1: (Color online) Illustration of the structure of the default AMPT model.

Structure of AMPT model with string melting

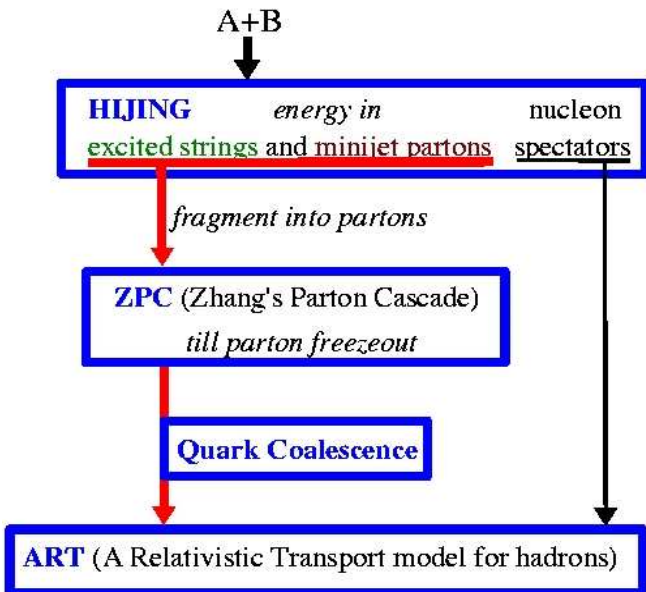


FIG. 2: (Color online) Illustration of the structure of the AMPT model with string melting.

A. Initial conditions

1. The default AMPT model

In the default AMPT model, initial conditions for heavy ion collisions at RHIC are obtained from the HIJING model [51, 52, 53, 54]. In this model, the ra-

dial density profiles of the two colliding nuclei are taken to have Woods-Saxon shapes, and multiple scatterings among incoming nucleons are treated in the eikonal formalism. Particle production from two colliding nucleons is described in terms of a hard and a soft component. The hard component involves processes in which the momentum transfer is larger than a cutoff momentum p_0 and is evaluated by the pQCD using the parton distribution function in a nucleus. These hard processes lead to the production of energetic minijet partons and are treated via the PYTHIA program. The soft component, on the other hand, takes into account non-perturbative processes with momentum transfer below p_0 and is modeled by the formation of strings. The excited strings are assumed to decay independently according to the Lund JETSET fragmentation model.

From the pp and $p\bar{p}$ total cross sections and the ratio of $\sigma_{\text{el}}/\sigma_{\text{tot}}$ in the energy range $20 < \sqrt{s} < 1800$ GeV, it has been found that the experimental data can be fitted with a nucleon-nucleon soft cross section $\sigma_s(s) = 57$ mb at high energies and $p_0 = 2$ GeV/c [51]. The independence of these two parameters on the colliding energy is due to the use of the Duke-Owens set 1 for the parton distribution function [62] in the nucleon. With different parton distribution functions, an energy-dependent p_0 may be needed to fit the same pp and $p\bar{p}$ data [63, 64]. We note that since the number of hard collisions in an $A + A$ collision roughly scales as $A^{4/3}$ and grows fast with colliding energy while the number of strings roughly scales as A , minijet production becomes more important when the energy of heavy ion collisions increases [51, 65].

Because of nuclear shadowing, both quark [66] and gluon [67] distribution functions in nuclei are different from the simple superposition of their distributions in a nucleon. This effect has been included in the HIJING model via the following impact-parameter-dependent but Q^2 (and flavor)-independent parameterization [52]:

$$\begin{aligned}
 R_A(x, r) &\equiv \frac{f_a^A(x, Q^2, r)}{A f_a^N(x, Q^2)} \\
 &= 1 + 1.19 \ln^{1/6} A (x^3 - 1.2x^2 + 0.21x) \\
 &\quad - \left[\alpha_A(r) - \frac{1.08(A^{1/3} - 1)\sqrt{x}}{\ln(A + 1)} \right] e^{-x^2/0.01}, \quad (1)
 \end{aligned}$$

where x is the light-cone momentum fraction of parton a , and f_a is the parton distribution function. The impact-parameter dependence of the nuclear shadowing effect is controlled by

$$\alpha_A(r) = 0.133(A^{1/3} - 1)\sqrt{1 - r^2/R_A^2}, \quad (2)$$

with r denoting the transverse distance of an interacting nucleon from the center of the nucleus with radius $R_A = 1.2A^{1/3}$. Note that there is a modified HIJING model which uses a different parameterization for the nuclear shadowing that is also flavor-dependent [63].

To take into account the Lorentz boost effect, we have introduced a formation time for minijet partons that de-

depends on their four momenta [68]. Specifically, the formation time for each parton in the default AMPT model is taken to have a Lorentzian distribution with a half width $t_f = E/m_T^2$, where E and m_T are the parton energy and transverse mass, respectively. Initial positions of formed minijet partons are calculated from those of their parent nucleons using straight-line trajectories.

2. The AMPT model with string melting

Although the partonic part in the default AMPT model includes only minijets from the HIJING model, its energy density can be very high in heavy ion collisions at RHIC. As shown in Fig. 3 for the time evolutions of the energy and number densities of partons and hadrons in the central cell of central ($b = 0$ fm) Au+Au collisions at $\sqrt{s_{NN}} = 200$ GeV in the center-of-mass frame, the partonic energy density during the first few fm/c's of the collision is more than an order of magnitude higher than the critical energy density (~ 1 GeV/fm³) for the QCD phase transition, similar to that predicted by the high density QCD approach [69]. The sharp increase in energy and number densities at about 3 fm/c is due to the exclusion of energies that are associated with the excited strings in the partonic stage. Keeping strings in the high energy density region [70] thus underestimates the partonic effect in these collisions. We note that the central cell in the above calculation is chosen to have a transverse radius of 1 fm and a longitudinal dimension between $-0.5t$ and $0.5t$, where time t starts when the two nuclei are fully overlapped in the longitudinal direction.

To model the above effect in high energy density regions, we extend the AMPT model to include the string melting mechanism [45, 48, 50], i.e., all excited strings, that are not projectile and target nucleons without any interactions, are converted to partons according to the flavor and spin structures of their valence quarks. In particular, a meson is converted to a quark and an anti-quark, while a baryon is first converted to a quark and a diquark with weights according to relations from the SU(6) quark model [71], and the diquark is then decomposed into two quarks. The quark and diquark masses are taken to be the same as in the PYTHIA program [59], e.g. $m_u = 5.6$ MeV/ c^2 , $m_d = 9.9$ MeV/ c^2 , and $m_s = 199$ MeV/ c^2 . We further assume that the above two-body decomposition is isotropic in the rest frame of the parent hadron or diquark, and the resulting partons do not undergo scatterings until after a formation time given by $t_f = E_H/m_{T,H}^2$, with E_H and $m_{T,H}$ denoting the energy and transverse mass of the parent hadron. Similar to minijet partons in the default AMPT model, initial positions of the partons from melted strings are calculated from those of their parent hadrons using straight-line trajectories.

The above formation time for partons is introduced to represent the time needed for their production from strong color fields. Although we consider hadrons be-

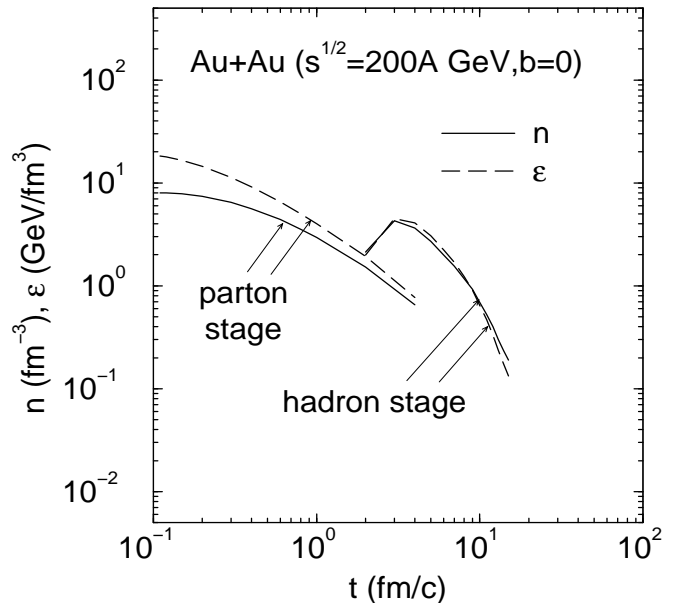


FIG. 3: Energy and number densities of minijet partons and formed hadrons in the central cell as functions of time for central ($b=0$ fm) Au+Au collisions at $\sqrt{s_{NN}} = 200$ GeV from the default AMPT model, where the energy stored in the excited strings is absent in the parton stage and is released only when hadrons are formed.

fore string melting as a convenient step in modeling the string melting process, choosing a formation time that depends on the momentum of the parent hadron ensures that partons from the melting of same hadron would have the same formation time. The advantage of this choice is that the AMPT model with string melting reduces to HIJING results in the absence of partonic and hadronic interactions as these partons would then find each other as closest partners at the same freeze-out time and thus coalesce back to the original hadron. We note that the typical string fragmentation time of about 1 fm/c is not applied to the melting of strings as the fragmentation process involved here is considered just as an intermediate step in modeling parton production from the energy field of the strings in an environment of high energy density.

B. Parton cascade

In the transport approach, interactions among partons are described by equations of motion for their Wigner distribution functions, which describe semi-classically their density distributions in phase space. These equations can be approximately written as the following Boltzmann equations:

$$p^\mu \partial_\mu f_a(\mathbf{x}, \mathbf{p}, t)$$

$$\begin{aligned}
&= \sum_m \sum_{b_1, b_2, \dots, b_m} \int \prod_{i=1}^m \frac{d^3 p_{b_i}}{(2\pi)^3 2E_{b_i}} f_{b_i}(\mathbf{x}, \mathbf{p}_{b_i}, t) \\
&\times \sum_n \sum_{c_1, c_2, \dots, c_n} \int \prod_{j=1}^n \frac{d^3 p_{c_j}}{(2\pi)^3 2E_{c_j}} |M_{m \rightarrow n}|^2 \\
&\times (2\pi)^4 \delta^4 \left(\sum_{k=1}^m p_{b_k} - \sum_{l=1}^n p_{c_l} \right) \\
&\times \left[- \sum_{q=1}^m \delta_{ab_q} \delta^3(\mathbf{p} - \mathbf{p}_{b_q}) + \sum_{r=1}^n \delta_{ac_r} \delta^3(\mathbf{p} - \mathbf{p}_{c_r}) \right] \quad (3)
\end{aligned}$$

In the above, $f_a(\mathbf{x}, \mathbf{p}, t)$ is the distribution function of parton type a at time t in the phase space, and $M_{m \rightarrow n}$ denotes the matrix element of the multi-parton interaction $m \rightarrow n$. If one considers only two-body interactions, these equations reduce to

$$p^\mu \partial_\mu f(\mathbf{x}, \mathbf{p}, t) \propto \int \sigma f(\mathbf{x}_1, \mathbf{p}_1, t) f(\mathbf{x}_2, \mathbf{p}_2, t), \quad (4)$$

where σ is the cross section for partonic two-body scattering, and the integral is evaluated over the momenta of other three partons with the integrand containing factors such as a delta function for momentum conservation.

The Boltzmann equations are solved using Zhang's parton cascade (ZPC) [18], in which two partons undergo scattering whenever they approach each other with a closest distance smaller than $\sqrt{\sigma/\pi}$. At present, ZPC includes only parton two-body scattering such as $gg \rightarrow gg$ with cross sections calculated from the pQCD. For gluon elastic scattering, the leading-order QCD gives

$$\begin{aligned}
\frac{d\sigma_{gg}}{dt} &= \frac{9\pi\alpha_s^2}{2s^2} \left(3 - \frac{ut}{s^2} - \frac{us}{t^2} - \frac{st}{u^2} \right) \\
&\simeq \frac{9\pi\alpha_s^2}{2} \left(\frac{1}{t^2} + \frac{1}{u^2} \right), \quad (5)
\end{aligned}$$

where α_s is the strong coupling constant, and s , t and u are standard Mandelstam variables for elastic scattering of two partons. The second line in the above equation is obtained by keeping only the leading divergent terms. Since the scattering angle ranges from 0 to $\pi/2$ for identical particles, one then has [18]

$$\frac{d\sigma_{gg}}{dt} \simeq \frac{9\pi\alpha_s^2}{2t^2}, \quad (6)$$

if the scattering angle is between 0 and π .

The singularity in the total cross section can be regulated by a Debye screening mass μ , leading to

$$\begin{aligned}
\frac{d\sigma_{gg}}{dt} &\simeq \frac{9\pi\alpha_s^2}{2(t - \mu^2)^2}, \\
\sigma_{gg} &= \frac{9\pi\alpha_s^2}{2\mu^2} \frac{1}{1 + \mu^2/s}. \quad (7)
\end{aligned}$$

The screening mass μ is generated by medium effects and is thus related to the parton phase-space density. For the

partonic system expected to be formed in Au+Au collisions at RHIC, the value of μ is on the order of one inverse fermi [18]. For massless partons in a plasma at temperature T , their average colliding energy is $\sqrt{s} \sim \sqrt{18}T$, thus $\mu < \sqrt{s}$ for $\mu = 3 \text{ fm}^{-1}$ leads to the requirement $T > 141 \text{ MeV}$. Since $s > \mu^2$ generally holds in hot QGP, the following simplified relation between the total parton elastic scattering cross section and the screening mass is used in the ZPC [72]

$$\sigma_{gg} \approx \frac{9\pi\alpha_s^2}{2\mu^2}. \quad (8)$$

A value of 3 fm^{-1} for the screening mass μ thus leads to a total cross section of about 3 mb for the elastic scattering between two gluons. By changing the value of the screening mass μ , different cross sections can be obtained, and this will be used in studying the effect of parton cross sections in heavy ion collisions at RHIC. This cross section is used in AMPT not only in the default model, which includes only scatterings of minijet gluons, but also in the string melting model, which only includes scatterings of quarks/antiquarks of all flavors. We have therefore neglected in the latter case the difference between the Casimir factors for quarks and gluons.

We note that minijet partons produced from hard scatterings in the HIJING model can lose energy by gluon splitting and transfer their energies to nearby soft strings. In the AMPT model, this so-called jet quenching in the HIJING model is replaced by parton scatterings in ZPC. Since only two-body scatterings are included in ZPC, higher-order contributions to the jet energy loss are still missing in the AMPT model.

C. Hadronization

Two different hadronization mechanisms are used in the AMPT model for the two different initial conditions introduced in Sec. II A. In the default AMPT model, minijets coexist with the remaining part of their parent nucleons, and they together form new excited strings after partonic interactions. Hadronization of these strings are described by the Lund string model. In the AMPT model with string melting, these strings are converted to soft partons, and their hadronization is based on a simple quark coalescence model, similar to that in the ALCOR model [73].

1. Lund string fragmentation for the default AMPT model

Hadron production from the minijet partons and soft strings in the default AMPT model is modeled as follows. After minijet partons stop interacting, i.e., after they no longer scatter with other partons, they are combined with their parent strings to form excited strings, which are then converted to hadrons according to the Lund string

fragmentation model [57, 58]. In the Lund model as implemented in the JETSET/PYTHIA routine [59], one assumes that a string fragments into quark-antiquark pairs with a Gaussian distribution in transverse momentum. A suppression factor of 0.30 is further introduced for the production of strange quark-antiquark pairs relative to that of light quark-antiquark pairs. Hadrons are formed from these quarks and antiquarks by using a symmetric fragmentation function [57, 58]. Specifically, the transverse momentum of a hadron is given by those of its constituent quarks, while its longitudinal momentum is determined by the Lund symmetric fragmentation function [74]

$$f(z) \propto z^{-1}(1-z)^a \exp(-b m_{\perp}^2/z), \quad (9)$$

with z denoting the light-cone momentum fraction of the produced hadron with respect to that of the fragmenting string. The average squared transverse momentum is then given by

$$\begin{aligned} \langle p_{\perp}^2 \rangle &= \frac{\int p_{\perp}^2 f(z) d^2 p_{\perp} dz}{\int f(z) d^2 p_{\perp} dz} \\ &= \frac{\int_0^{z_{max}} z(1-z)^a \exp(-b m^2/z) dz}{b \int_0^{z_{max}} (1-z)^a \exp(-b m^2/z) dz}. \end{aligned} \quad (10)$$

For massless particles, it reduces to

$$\langle p_{\perp}^2 \rangle = \frac{1}{b} \frac{\int_0^1 z(1-z)^a dz}{\int_0^1 (1-z)^a dz} = \frac{1}{b(2+a)}. \quad (11)$$

Since quark-antiquark pair production from string fragmentation in the Lund model is based on the Schwinger mechanism [75] for particle production in strong field, its production probability is proportional to $\exp(-\pi m_{\perp}^2/\kappa)$, where κ is the string tension, i.e., the energy in a unit length of string. Due to its large mass, strange quark production is suppressed by the factor $e^{-\pi(m_s^2 - m_u^2)/\kappa}$, compared to that of light quarks. Also, the average squared transverse momentum of produced particles is proportional to the string tension, i.e., $\langle p_{\perp}^2 \rangle \propto \kappa$. Comparing this with Eq. (11), one finds that the two parameters a and b in the Lund fragmentation function are approximately related to the string tension by

$$\kappa \propto \frac{1}{b(2+a)}. \quad (12)$$

After production from string fragmentation, hadrons are given an additional proper formation time of 0.7 fm/c [76]. Positions of formed hadrons are then calculated from those of their parent strings by following straight-line trajectories.

2. Quark coalescence for the AMPT model with string melting

After partons in the string melting scenario stop interacting, we model their hadronization via a simple quark

coalescence model by combining two nearest partons into a meson and three nearest quarks (antiquarks) into a baryon (antibaryon). Since the invariant mass of combined partons forms a continuous spectrum instead of a discrete one, it is generally impossible to conserve 4-momentum when partons are coalesced into a hadron. At present, we choose to conserve the three-momentum during coalescence and determine the hadron species according to the flavor and invariant mass of coalescing partons [77]. For pseudo-scalar and vector mesons with same flavor composition, the meson with mass closer to the invariant mass of coalescing quark and antiquark pair is formed. E.g., whether a π^- or a ρ^- is formed from the coalescence of a pair of \bar{u} and d quarks depends on if the invariance mass of the quarks is closer to the π^- mass or the centroid of ρ mass. The same criterion applies to the formation of octet and decuplet baryons that have same flavor composition. It is more complicated to treat the formation probabilities of flavor-diagonal mesons such as π^0 and η in the pseudo-scalar meson octet, and ρ^0 and ω in the vector meson octet. Neglecting the mixing of η meson with the $s\bar{s}$ state, we take the following approach for these flavor-diagonal mesons within the SU(2) flavor space. For π^0 formation from a $u\bar{u}$ or $d\bar{d}$ pair, the probability P_{π^0} is determined from the average of the numbers of formed π^+ and π^- mesons divided by the total number of $u\bar{u}$ and $d\bar{d}$ pairs. Thus the total number of π^0 , n_{π^0} , is determined by applying the probability P_{π^0} to each $u\bar{u}$ or $d\bar{d}$ pair. The probability P_{ρ^0} for forming a ρ^0 meson from a $u\bar{u}$ or $d\bar{d}$ pair is determined by a similar procedure. After sorting all $u\bar{u}$ or $d\bar{d}$ pairs according to their invariant masses, the lightest n_{π^0} pairs are assigned as π^0 mesons. The rest of $u\bar{u}$ or $d\bar{d}$ pairs form ρ^0 mesons according to the probability of $P_{\rho^0}/(1-P_{\pi^0})$, and the remaining pairs form ω and η mesons with equal probabilities.

The above quark coalescence model includes the formation of all mesons and baryons listed in the HIJING program [54] except η' , Σ^* and Ξ^* , which are not present in our hadronic transport model as well as K_S^0 and K_L^0 states. The resulting hadrons are given an additional formation time of 0.7 fm/c in their rest frame before they are allowed to scatter with other hadrons during the hadron cascade. As partons freeze out dynamically at different times in the parton cascade, hadron formation from their coalescence thus occurs at different times, leading to the appearance of a coexisting phase of partons and hadrons during hadronization.

D. Hadron cascade

In the AMPT model, the following hadrons with all possible charges are explicitly included: π , ρ , ω , η , K , K^* , and ϕ for mesons; N , Δ , $N^*(1440)$, $N^*(1535)$, Λ , Σ , Ξ , and Ω for baryons and corresponding antibaryons. Many other higher resonances are taken into account implicitly as intermediate states in scatterings between the above particles [14, 25]. Interactions among these

hadrons and corresponding inverse reactions are included as discussed in following subsections.

1. The ART model

Hadron cascade in the AMPT model is based on the ART model [14, 78], which is a relativistic transport model originally developed for heavy ion collisions at AGS energies. The ART model includes baryon-baryon, baryon-meson, and meson-meson elastic and inelastic scatterings. It treats explicitly the isospin degrees of freedom for most particle species and their interactions, making it suitable for studying isospin effects in heavy ion collisions [79]. Since it includes mean-field potentials for nucleons and kaons, the ART model can also be used for studying the effect due to the hadronic equation of state. Resonances such as ρ and Δ are formed from pion-pion and pion-nucleon scattering, respectively, with cross sections given by the standard Breit-Wigner form, and they also decay according to their respective widths. In all calculations presented in this study, the masses and widths of resonances are taken to be their values in the vacuum, i.e., effects due to possible modifications in dense hadronic matter [80] are neglected. Also, we have turned off the potentials in the AMPT model as their effects are much less important than scatterings in high energy heavy ion collisions such as at SPS and RHIC.

For baryon-baryon scatterings, the ART model includes the following inelastic channels: $NN \leftrightarrow N(\Delta N^*)$, $NN \leftrightarrow \Delta(\Delta N^*(1440))$, $NN \leftrightarrow NN(\pi\rho\omega)$, $(N\Delta)\Delta \leftrightarrow NN^*$, and $\Delta N^*(1440) \leftrightarrow NN^*(1535)$. In the above, N^* denotes either $N^*(1440)$ or $N^*(1535)$, and the symbol (ΔN^*) denotes a Δ or an N^* . Also included are reaction channels relevant for kaon production, i.e., $(N\Delta N^*)(N\Delta N^*) \rightarrow (N\Delta)(\Lambda\Sigma)K$. Details on their cross sections and the momentum dependence of resonance widths can be found in the original ART model [14].

For meson-baryon scatterings, the ART model includes the following reaction channels for the formation and decay of resonances: $\pi N \leftrightarrow (\Delta N^*(1440) N^*(1535))$, and $\eta N \leftrightarrow N^*(1535)$. There are also elastic scatterings such as $(\pi\rho)(N\Delta N^*) \rightarrow (\pi\rho)(N\Delta N^*)$. As an example, the cross section for the elastic scattering of $\pi^0 N$ is evaluated by including heavier baryon resonances with masses up to 2.0 GeV/c² as intermediate states using the Breit-Wigner form but neglecting interferences between the amplitudes from different resonances [14]. The ART model further includes inelastic reaction channels such as $\pi N \leftrightarrow (\pi\rho\eta)\Delta$ and kaon production channels such as $(\pi\rho\omega\eta)(N\Delta N^*) \leftrightarrow K(\Lambda\Sigma)$. Kaon elastic scatterings with nucleons and baryon resonances are included with a constant cross section of 10 mb [14]. Antikaon elastic scatterings with nucleons and inelastic channels, such as $\bar{K}(N\Delta N^*) \leftrightarrow \pi(\Lambda\Sigma)$, are included [81] using parameterized experimental data [82]. Also included are kaon production channels involving three-body final states,

$(\pi\rho\omega)(N\Delta N^*) \rightarrow K\bar{K}N$ [81]. Because of the difficulty associated with the three-body kinematics, the inverse kaon annihilation reactions of the above channels are neglected.

For meson-meson interactions, the ART model includes both elastic and inelastic $\pi\pi$ interactions, with the elastic cross section consisting of ρ meson formation and the remaining part treated as elastic scattering. Kaon production from inelastic scatterings of light mesons is included via the reactions $(\pi\eta)(\pi\eta) \leftrightarrow K\bar{K}$ and $(\rho\omega)(\rho\omega) \leftrightarrow K\bar{K}$. Kaon or antikaon elastic scatterings with mesons in the SU(2) multiplets except the pion are included using a constant cross section of 10 mb [14], while the kaon-pion elastic scattering is modeled through the K^* resonance [42].

2. Explicit inclusion of K^* mesons

The original ART model [14] includes the K^* resonance implicitly through elastic πK scattering with the standard Breit-Wigner form for the cross section [83], i.e., $\sigma_{\pi K} = 60 \text{ mb} / [1 + 4(\sqrt{s} - m_{K^*})^2 / \Gamma_{K^*}^2]$. Since the K^* meson not only enhances elastic scattering between pion and kaon but also adds to strange particle production through its addition to the strangeness degeneracy, which becomes important when the hadronic matter is highly excited, K^* and \bar{K}^* are included explicitly in the hadronic phase of the AMPT model [42]. In addition to its formation from πK scattering and its decay, elastic scatterings of K^* with $(\rho\omega\eta)$ are included using same constant cross section of 10 mb as those for kaons. Inelastic reaction channels of $(\pi\eta)(\rho\omega) \leftrightarrow K^*\bar{K}$ or \bar{K}^*K and $\pi K \leftrightarrow K^*(\rho\omega)$ are also included [84].

3. Baryon-antibaryon annihilation and production

In heavy ion collisions at or above SPS energies, antibaryon production becomes significant and needs to be treated explicitly during hadron cascade. The AMPT model initially only includes $N\bar{N}$ annihilation [40]. It was later extended to include $(N\Delta N^*)(\bar{N}\bar{\Delta}\bar{N}^*)$ annihilation and also the inverse reactions of baryon-antibaryon pair production from mesons [42].

The total cross section for $p\bar{p}$ annihilation is known empirically, and the data has been parameterized as [85]

$$\sigma_{p\bar{p}} = 67 \text{ mb} / p_{\text{lab}}^{0.7}, \quad (13)$$

where p_{lab} in GeV/c is the proton momentum in the rest frame of the antiproton. Following Ref. [14], a maximum cross section of 400 mb is imposed at low p_{lab} . Using phase-space considerations [86], the branching ratios of $p\bar{p}$ annihilation to different multi-pion states are determined according to [86]

$$M_n(\sqrt{s}) = C \left[\frac{1}{6\pi^2} \left(\frac{\sqrt{s}}{m_\pi} \right)^3 \right]^n \frac{(4n-4)!(2n-1)}{(2n-1)!(3n-4)!}, \quad (14)$$

where \sqrt{s} is the center-of-mass energy of the proton and antiproton, and n is the number of pions in the final state. The dominant final states at moderate energies then involve several pions. For example, the branching ratios at $p_{\text{lab}} = 4$ GeV/ c are 0.033, 0.161, 0.306, 0.286, 0.151, 0.049 and 0.011, respectively, for n from 3 to 9. For baryon-antibaryon annihilation channels involving baryon resonances Δ or N^* , their annihilation cross sections and branching ratios are taken to be the same as for $p\bar{p}$ annihilation at same center-of-mass energy.

To include the inverse reactions that produce baryon-antibaryon pairs during hadron cascade, which currently only treats scattering of two particles, we have further assumed that the final state of three pions is equivalent to a $\pi\rho$ state; the four-pion final state is equivalent to $\rho\rho$ and $\pi\omega$ with equal probabilities; the five-pion state is equivalent to $\rho\omega$; and the six-pion state is equivalent to $\omega\omega$. The cross sections for baryon-antibaryon pair production from two mesons are then obtained from detailed balance relations. As shown later in the paper (Fig. 18), the above approximate treatment of antibaryon annihilation and production via two-meson states gives a satisfactory description of measured antiproton yield in central Pb+Pb collisions at SPS.

4. Multistrange baryon production from strangeness-exchange reactions

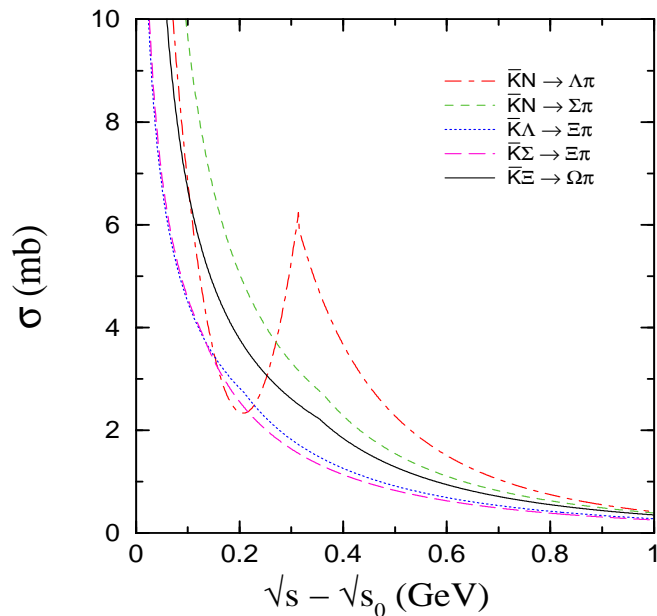


FIG. 4: (Color online) Isospin-averaged cross sections for (multi)strange baryon production as functions of center-of-mass energy of interacting antikaon and nucleon/hyperon.

Productions of multistrange baryons such as Ξ and Ω are included in the AMPT model [44] through the

strangeness-exchange reactions such as

$$\bar{K}(\Lambda\Sigma) \leftrightarrow \pi\Xi, \quad \bar{K}\Xi \leftrightarrow \pi\Omega, \quad (15)$$

Since there is no experimental information on their cross sections, we have assumed that the matrix elements for $\bar{K}(\Lambda\Sigma) \rightarrow \pi\Xi$ and $\bar{K}\Xi \rightarrow \pi\Omega$ are the same as that for the reaction $\bar{K}N \rightarrow \pi\Sigma$ [87] at the same amount of energy above corresponding thresholds. The isospin-averaged cross section for the reaction $\bar{K}N \rightarrow \pi\Sigma$ can be related to the cross sections for the reactions $K^-p \rightarrow \Sigma^0\pi^0$ and $K^-n \rightarrow \Sigma^0\pi^-$, which are known empirically and have been parameterized in Ref. [82], by

$$\sigma_{\bar{K}N \rightarrow \pi\Sigma} = \frac{3}{2}(\sigma_{K^-p \rightarrow \Sigma^0\pi^0} + \sigma_{K^-n \rightarrow \Sigma^0\pi^-}). \quad (16)$$

In Fig. 4, this cross section as well as the isospin-averaged cross sections for other multistrange baryon production reactions are shown as functions of the center-of-mass energy above the threshold values of the interacting antikaon and nucleon/hyperon. The cross sections for the inverse multistrange baryon destruction reactions are then determined by detailed balance relations. We note that these cross sections are comparable to those predicted by the coupled-channel calculations based on the SU(3) invariant hadronic Lagrangian with empirical masses and coupling constants [88]. With these cross sections, the ART transport model is able to describe the measured Ξ production in heavy ion collisions at the AGS energies [89]. We note that, for strange baryons Λ , Ξ , Ω and their anti-particles, only their interactions with mesons have been included, while their annihilations by baryons have not been included in the AMPT model at present.

5. ϕ meson production and scattering

The AMPT model also includes ϕ meson formation from and decay to kaon-antikaon pair with the formation cross section given by the standard Breit-Wigner form [47]. Inelastic scatterings of the phi meson include baryon-baryon channels, $(N\Delta N^*)(N\Delta N^*) \rightarrow \phi NN$, and meson-baryon channels, $(\pi\rho)(N\Delta N^*) \leftrightarrow \phi(N\Delta N^*)$, where the cross sections for the forward-going reactions are taken from the one-boson-exchange model [90]. The meson-baryon channels also include $K(\Lambda\Sigma) \leftrightarrow \phi N$ with cross section taken from a kaon-exchange model [91].

Phi meson scatterings with mesons such as π , ρ , K and ϕ have been studied before, and the total collisional width was found to be less than 35 MeV/ c^2 [92]. A recent calculation based on the Hidden Local Symmetry Lagrangian [93] shows, however, that the collisional rates of ϕ with pseudo-scalar (π , K) and vector (ρ , ω , K^* , ϕ) mesons are appreciably larger. Assuming that the matrix elements are independent of center-of-mass energy, we have included all these possible reactions, i.e., $\phi(\pi\rho\omega) \leftrightarrow (KK^*)(\bar{K}\bar{K}^*)$, and $\phi(KK^*) \leftrightarrow (\pi\rho\omega)(KK^*)$,

with cross sections determined from the partial collisional widths given in Ref. [93]. The cross section for the elastic scattering of the ϕ meson with a nucleon is set to 8 mb while the ϕ meson elastic cross section with a meson is set to 5 mb. The value of 8 mb is the ϕN total cross section [91] estimated from the ϕ meson photoproduction data [94] and thus represents the upper bound on the ϕ meson elastic cross section with a nucleon; quark counting then gives 5 mb as the upper bound on the ϕ meson elastic cross section with a meson. Note that, in most calculations of our previous study on ϕ meson productions at SPS and RHIC [47], the elastic cross section for ϕ meson scattering with a nucleon was taken to be 0.56 mb as extracted in Ref. [95] using the vector meson dominance model and the older ϕ meson photoproduction data, while based on results of Ref. [93] the ϕK elastic cross section was extracted to be about 2 mb [47], which was then used as the ϕ meson elastic cross section with other mesons [96].

6. Other extensions

Other extensions of the ART model have also been made in the hadronic phase of the AMPT model. Antibaryon resonances such as $\bar{\Delta}$ and \bar{N}^* have been included explicitly with their formations, decays, and scatterings analogous to those of baryon resonances [44, 48]. Also, inelastic meson-meson collisions such as $\pi\pi \leftrightarrow \rho\rho$ have been added, and elastic scatterings between π and $(\rho\omega\eta)$ have been included with cross sections taken to be 20 mb. To address chemical equilibration of η mesons, which affects the height (or the λ parameter) of the correlation functions in two-pion interferometry, inelastic scatterings of η meson with other mesons have also been included with a constant cross section of 5 mb [48], which is roughly in line with recent theoretical predictions based on the Hidden Local Symmetry Lagrangian [97].

III. RESULTS FOR pp AND $p\bar{p}$ COLLISIONS

The default AMPT results with no popcorn mechanism (see discussions on the popcorn mechanism in Sec. IV B) for pp and $p\bar{p}$ collisions are essentially the same as the results from the HIJING model. In this section, we compare the results from the default AMPT model with or without the popcorn mechanism against available data from pp and $p\bar{p}$ collisions [98], where HIJING values for the a and b parameters, $a = 0.5$ and $b = 0.9 \text{ GeV}^{-2}$, are used in Eq. (9) for the Lund fragmentation function.

A. Rapidity distributions

In Fig. 5, the AMPT results on charged particle pseudorapidity distribution are compared with the UA5 data for $p\bar{p}$ collisions at $\sqrt{s} = 200 \text{ GeV}$ [99]. Since the AMPT

results given by the solid or the long-dashed curves represent all inelastic events with no trigger conditions, they should be compared with the UA5 inelastic data. The AMPT non-single-diffractive (NSD) results have included the UA5 NSD trigger by requiring events to have at least one charged particle each in both ends of the pseudorapidity intervals $2 < |\eta| < 5.6$ [99]. We see that the AMPT model with or without the popcorn mechanism agrees reasonably with both NSD and inelastic data. The kaon rapidity distribution from the AMPT model is compared with the UA5 NSD data in Fig. 6, and both results with or without the popcorn mechanism also agree reasonably with the data.

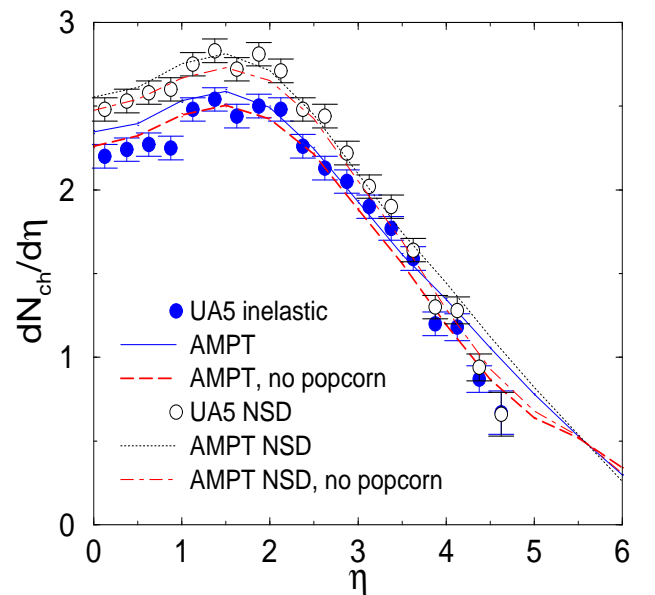


FIG. 5: (Color online) Pseudorapidity distributions of charged particles for pp collisions at $\sqrt{s} = 200 \text{ GeV}$.

For pp collisions at $P_{lab} = 400 \text{ GeV}/c$, the rapidity distributions of pions, kaons, protons and antiprotons are shown, respectively, in Fig. 7, Fig. 8, Fig. 9, and Fig. 10. Curves with circles are measured cross sections from the LEBC-EHS Collaboration [100], while for comparison the AMPT results have been scaled up by the inelastic cross section at this energy ($\sigma_{inel} = 32 \text{ mb}$). We see that similar descriptions of the charged particle data are obtained with and without the popcorn mechanism. Including the popcorn mechanism gives, however, a better description of measured pion, kaon and antiproton yields and the shape of the proton rapidity distribution. We have thus included the popcorn mechanism in all AMPT calculations.

B. Transverse momentum spectra

The transverse momentum spectra of charged pions and protons for pp collisions at $P_{lab} = 24 \text{ GeV}/c$ from

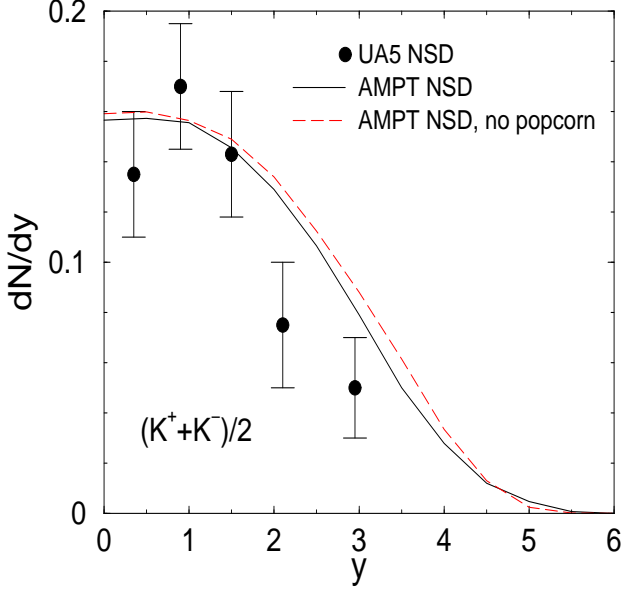


FIG. 6: (Color online) Same as Fig. 5 for kaons.

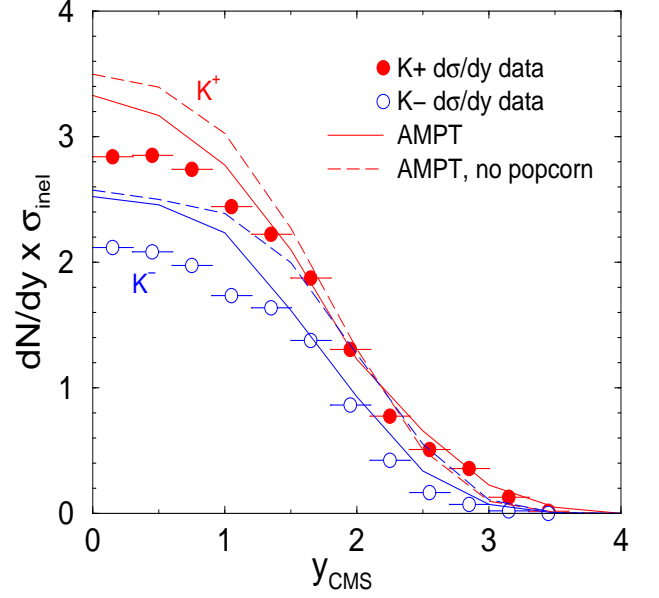


FIG. 8: (Color online) Same as Fig. 7 for kaons.

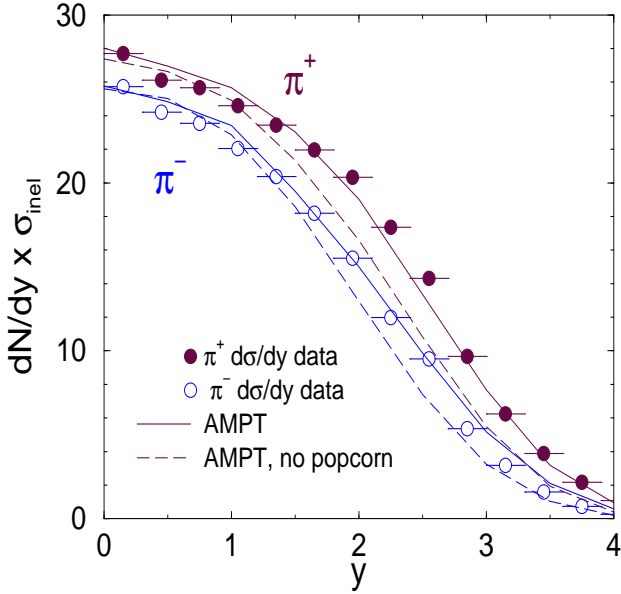
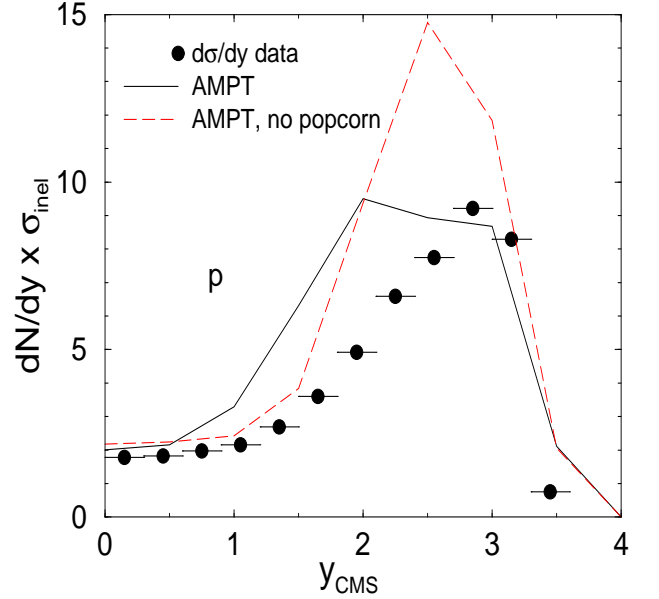
FIG. 7: (Color online) Rapidity distributions of pions for pp collisions at $P_{lab} = 400$ GeV/c. Circles are data from the LEBC-EHS Collaboration [100].

FIG. 9: (Color online) Same as Fig. 7 for protons.

the AMPT model are shown in Fig. 11. They are seen to reproduce reasonably well the experimental data from Ref. [101].

At the Tevatron energy of $\sqrt{s} = 1.8$ TeV, results from the AMPT model for the transverse momentum spectra of pions, kaons and antiprotons are shown in Fig. 12 and compared with data from the E735 Collaboration [102]. The AMPT NSD results have included the trigger by requiring events to have at least one charged particle each

in both ends of the pseudorapidity intervals $3 < |\eta| < 4.5$ [103]. We see that measured momentum spectra except for antiprotons are reproduced reasonably well by the AMPT model. Note that the E735 p_T spectrum data shown in Fig. 12 have been averaged over rapidity y from weighing each track by the rapidity range of the spectrometer [102], thus they are for $d^2N/(2\pi p_T dp_T dy)$ instead for $d^2N/(2\pi p_T dp_T d\eta)$ even though the E735 spectrometer covers the acceptance of $-0.36 < \eta < 1.0$.

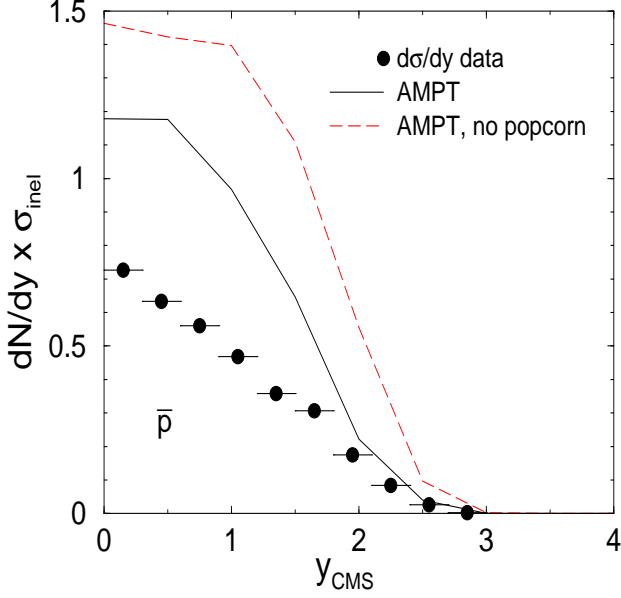


FIG. 10: (Color online) Same as Fig. 7 for antiprotons.

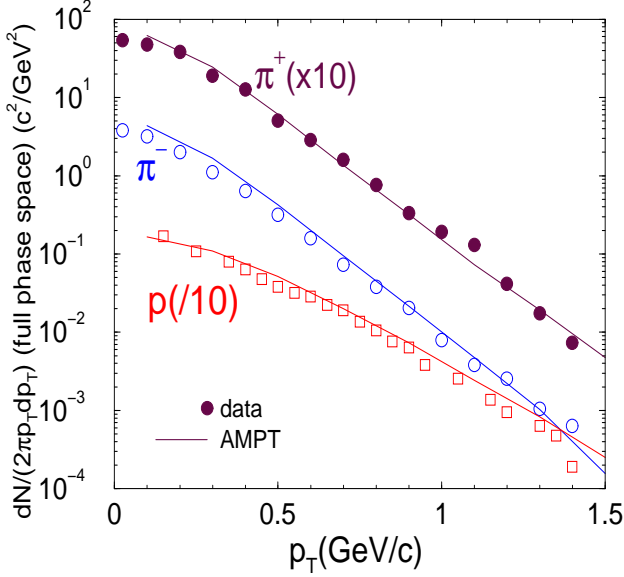


FIG. 11: (Color online) Transverse momentum spectra of charged pions and protons for pp collisions at $P_{lab} = 24$ GeV/c with data from Ref. [101].

C. Energy dependence

Fig. 13 shows the energy dependence of $dN_{ch}/d\eta$ at $\eta = 0$ for pp and $p\bar{p}$ collisions together with UA5 and CDF data at the Tevatron [99, 104]. The AMPT NSD results above $\sqrt{s} = 1$ TeV have included the CDF NSD trigger by requiring events to have at least one charged particle each in both ends of the pseudorapidity intervals of $3.2 < |\eta| < 5.9$ [104], and the AMPT NSD results

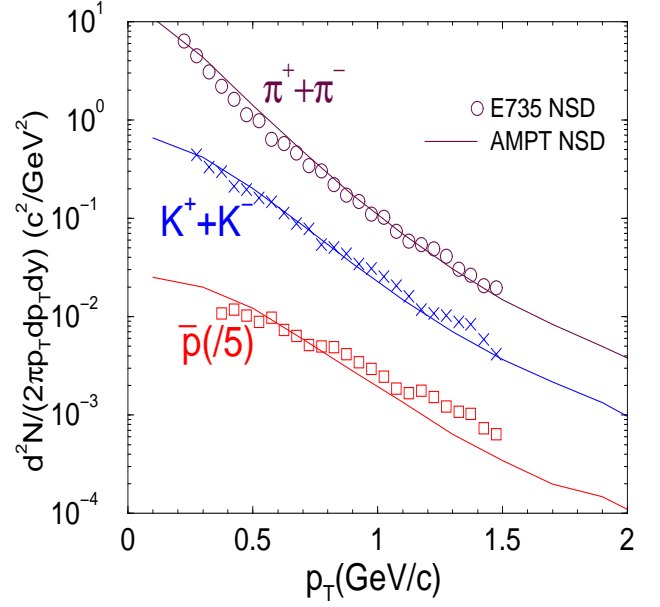


FIG. 12: (Color online) Transverse momentum spectra of charged pions, charged kaons and antiprotons from $p\bar{p}$ collisions at $\sqrt{s} = 1.8$ TeV.

below $\sqrt{s} = 1$ TeV have included the UA5 NSD trigger by requiring events to have at least one charged particle each in both ends of the pseudorapidity intervals of $2 < |\eta| < 5.6$ [99]. The agreement with the Tevatron data is reasonable.

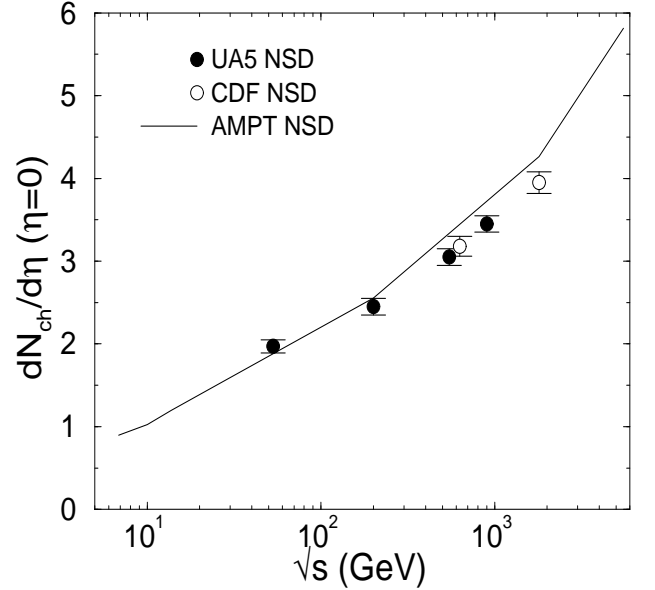


FIG. 13: Energy dependence of $dN_{ch}/d\eta$ at mid-pseudorapidity for pp and $p\bar{p}$ collisions.

The energy dependence of the full phase space K^+/π^+ ratio for pp collisions is shown in Fig. 14 together with

the data compiled in Fig. 7 of Ref. [105]. It is seen that the AMPT model reproduces the data reasonably well.

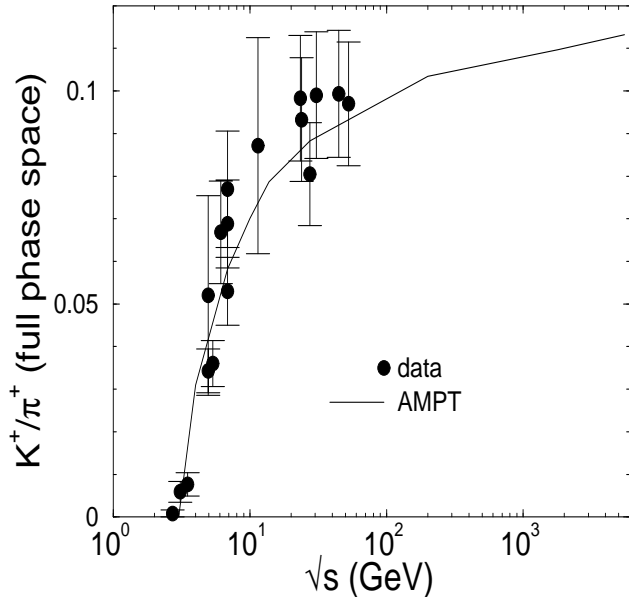


FIG. 14: Energy dependence of the K^+/π^+ ratio in full phase space for pp collisions.

The energy dependence of the mean transverse momenta of pions, kaons and antiprotons are shown in Fig. 15, where filled circles represent the NSD data from the E735 Collaboration [106] and open circles represent data from the CERN Intersecting Storage Rings (ISR) [107]. Note that the AMPT NSD results shown in Fig. 15 have included the E735 NSD trigger [103] by requiring events to have at least one charged particle each in both ends of the pseudorapidity intervals $3 < |\eta| < 4.5$. However, the trigger condition for the CERN ISR data is different. From the comparison with the AMPT inelastic results (solid curves), we see that NSD triggers have larger effects at lower energies.

IV. RESULTS AT SPS ENERGIES

To make predictions for heavy ion collisions at RHIC, we first use the AMPT model to study heavy ion collisions at SPS. In particular, parameters in the AMPT model are determined by fitting the experimental data from central Pb+Pb collisions at the laboratory energy of $158A$ GeV, corresponding to a center-of-mass energy of about $\sqrt{s_{NN}} = 17.3$ GeV.

A. Rapidity distributions

In Fig. 16, we show the rapidity distributions of negatively charged particles (upper left panel), net-protons and antiprotons (upper right panel), charged pions (lower

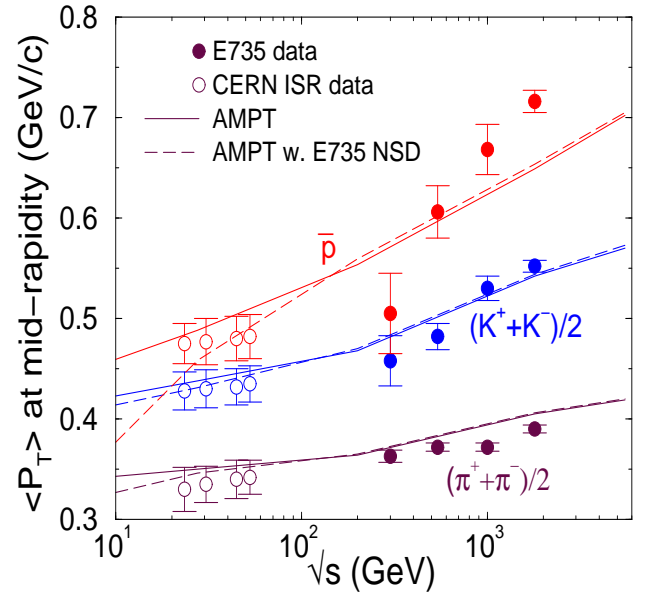


FIG. 15: (Color online) Energy-dependence of the mean transverse momenta of pions, kaons and antiprotons for pp and $p\bar{p}$ collisions.

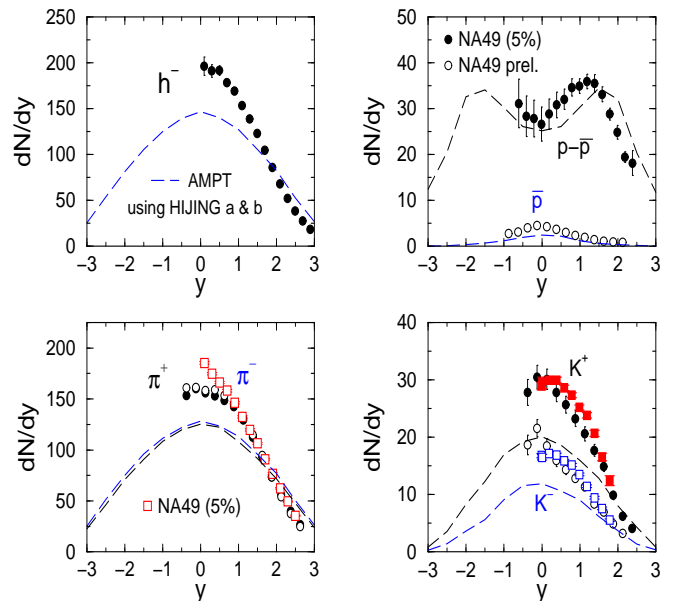


FIG. 16: (Color online) Rapidity distributions in central ($b \leq 3$ fm) Pb+Pb collisions at $\sqrt{s_{NN}} = 17.3$ GeV. Circles and squares are experimental data, while dashed curves are results from the AMPT model using default a and b parameters as in the HIJING model.

left panel), and charged kaons (lower right panel) in central ($b \leq 3$ fm) Pb+Pb collisions at SPS, obtained from the AMPT model with the default values of $a = 0.5$ and $b = 0.9$ GeV $^{-2}$ in the HIJING model for the string fragmentation function. Compared with experimental data for 5% most central Pb+Pb collisions from the NA49

Collaboration [105, 108, 109], it is seen that the AMPT model with these a and b parameters under-predicts both the negatively charged particle [39] and kaon multiplicities.

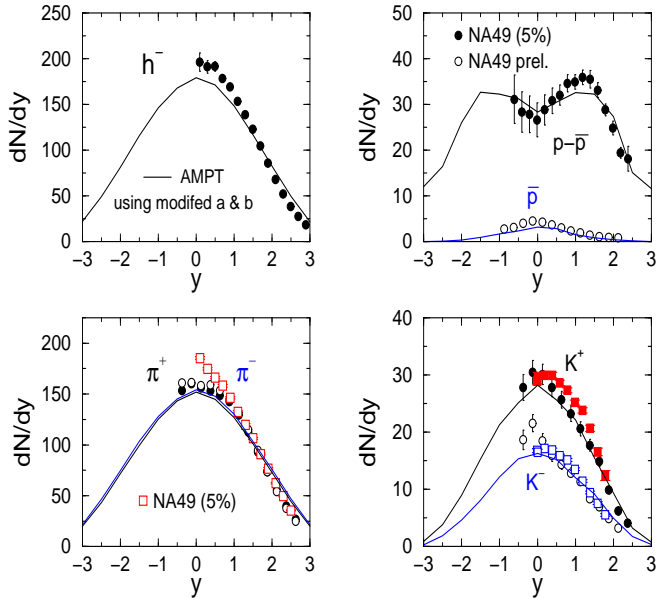


FIG. 17: (Color online) Same as Fig. 16 but with solid curves for results from the AMPT model using modified a and b parameters in the Lund string fragmentation function.

To increase the particle multiplicity in the AMPT model, we vary the a and b parameters, and find that the experimental data can be reasonably reproduced with $a = 2.2$ and $b = 0.5 \text{ GeV}^{-2}$ as shown in Fig. 17. As seen from Eq. (9), a larger value of a corresponds to a softer fragmentation function, i.e., it leads to a smaller average transverse momentum for produced hadrons and thus increases the particle multiplicity. The modified parameters also affect the string tension. According to Eq. (12), it is now 7% larger, and this leads to a strangeness suppression factor of 0.33 instead of the default value of 0.30. Since the HIJING model with default a and b parameters reproduces the charged particle multiplicities in pp and $p\bar{p}$ collisions, the AMPT model with these parameters can probably describe peripheral heavy ion collisions. The a and b values in the AMPT model is thus expected to depend on the centrality of heavy ion collisions, but this has not been studied.

Since the probability for minijet production in the HIJING model is very small in collisions at SPS energies (only about 4 minijet partons for a central Pb+Pb event on average), the partonic stage in the default AMPT model does not play any role for most observables in these collisions. Final-state hadronic scatterings are, however, important, and their effects are illustrated in Fig. 18. It is seen that final-state interactions reduce the pion and antiproton yields, but increase strangeness production, e.g., the sum of K^- and Λ as well as the sum of K^+ and

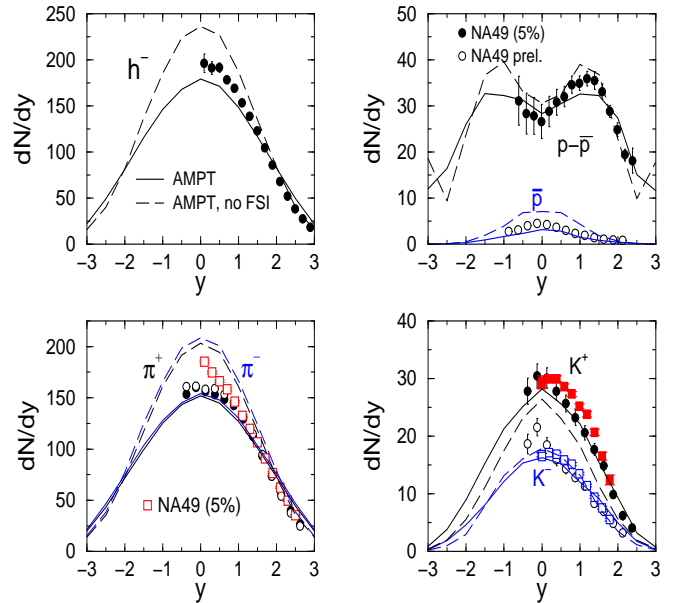


FIG. 18: (Color online) Same as Fig. 17 but with dashed curves for results from the AMPT model without partonic and hadronic final-state interactions.

$\bar{\Lambda}$ are both increased by about 20%. Overall, the kaon yield in the default AMPT model is larger than that in the HIJING model by about 40% due to combined effects of modified Lund string fragmentation and final-state interactions.

B. Baryon stopping and antiproton production

Understanding baryon stopping in relativistic heavy ion collisions is important as it is related to the total energy deposited in the produced hot dense matter during the collisions. The observed relatively large baryon stopping in these collisions has led to the novel suggestion of gluon junction transport in an initial excited baryon and its subsequent decay into a slowly moving baryon and three leading beam mesons [56]. In the AMPT model, we have taken instead a more phenomenological approach to baryon stopping in relativistic heavy ion collisions by including the popcorn mechanism for baryon-antibaryon pair production from string fragmentation. The popcorn mechanism introduces two additional baryon production channels, i.e., the $B\bar{B}$ and $BM\bar{B}$ configurations in the Lund fragmentation model, which are controlled by two parameters in the JETSET/PYTHIA routine [59] used in the HIJING model. The first parameter MSTJ(12) is changed from 1 as set in the default HIJING model to 3 in the AMPT model [40, 42] in order to activate the popcorn mechanism, and the second parameter PARJ(5) controls the relative percentage of the $B\bar{B}$ and $BM\bar{B}$ channels. We find that with equal probabilities for the $B\bar{B}$ and $BM\bar{B}$ configurations the net-baryon rapidity distribu-

tion at SPS can be reproduced as shown in Fig. 17 [42]. Without the popcorn mechanism, as in the default HIJING model, the net-baryon rapidity distribution would peak at a larger rapidity [39]. We also see from Fig. 18 that the antiproton yield at SPS is sensitive to the antibaryon annihilation and production channels discussed in Sec. IID3. Without these reactions in the hadronic phase, the antiproton yield is too high compared to preliminary NA49 data.

C. Transverse momentum spectra

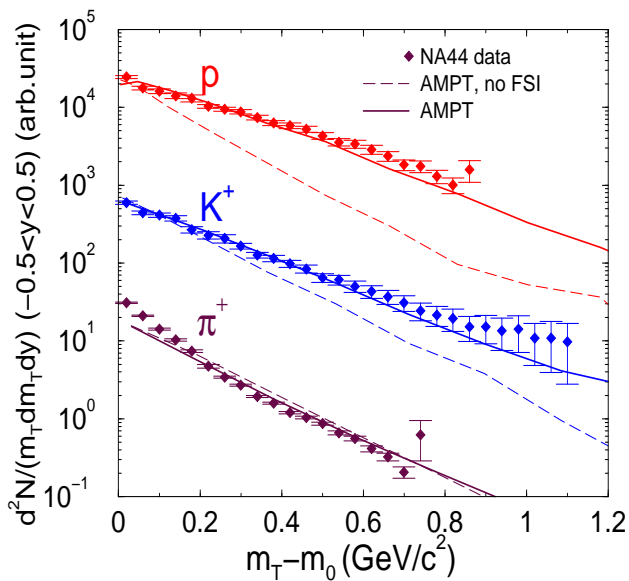


FIG. 19: (Color online) Transverse momentum spectra at mid-rapidity from the AMPT model with and without including hadron cascade compared with experimental data from the NA44 collaboration for central Pb+Pb collisions at SPS.

For the transverse momentum spectra, results from the default AMPT model are shown by solid curves in Fig. 19 for mid-rapidity pions, kaons, and protons in central ($b \leq 3$ fm) Pb+Pb collisions at the SPS energy of $\sqrt{s_{NN}} = 17.3$ GeV. Compared with experimental data from NA44, given by solid diamonds, the AMPT model gives a reasonable description up to transverse mass of about $1 \text{ GeV}/c^2$ above the particle mass. Without including rescatterings in the hadronic phase, the inverse slope parameters for the transverse mass spectra of kaons and protons from the AMPT model, given by dashed curves, are significantly reduced due to the absence of transverse flow that is induced by final-state interactions.

V. RESULTS AT RHIC ENERGIES

A. Rapidity distributions

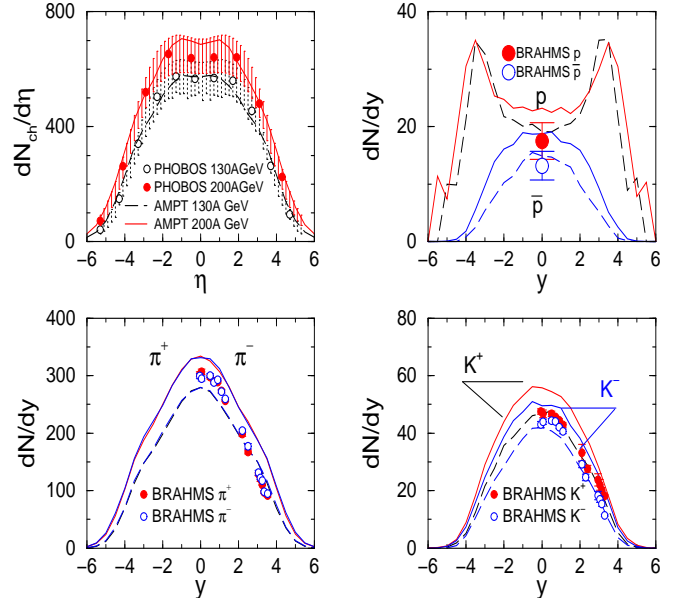


FIG. 20: (Color online) Rapidity distributions for Au+Au collisions at $\sqrt{s_{NN}} = 130$ and 200 GeV. Circles are the PHOBOS data for 6% most central collisions or the BRAHMS data for 5% most central collisions at $\sqrt{s_{NN}} = 200$ GeV, and curves are results from the default AMPT model for $b \leq 3$ fm.

Since the number of strings associated with soft interactions in the HIJING model depends weakly on the colliding energy, and the atomic number of Au is close to that of Pb, we use the same modified parameters in the Lund string fragmentation model used for Pb+Pb collisions at SPS energies for Au+Au collisions at RHIC energies. In Fig. 20, results for central ($b \leq 3$ fm) Au+Au collisions at center-of-mass energies of $\sqrt{s_{NN}} = 130$ GeV (dashed curves) and 200 GeV (solid curves) are shown together with data from the PHOBOS Collaboration [110, 111, 112] and the BRAHMS Collaboration [113]. We find that measured total charged particle pseudorapidity distributions at both energies are roughly reproduced. More detailed comparisons on pseudorapidity distributions at different centralities and different RHIC energies have been carried out by the BRAHMS Collaboration [114, 115], where results from the default AMPT model are compatible with the data. However, compared to central (top 5%) BRAHMS data, the AMPT model tends to over-predict the height of the rapidity distributions of charged pions, kaons, protons and antiprotons. Note that the BRAHMS data on proton and antiprotons at $y = 0$ in Fig. 20 have been corrected for feed-down from weak decays.

Other models have also been used to study hadron rapidity distributions at RHIC. While results from the HI-

JING model [65, 116] are compatible with the observed charged particle rapidity density, the model does not include interactions among minijet partons and final-state interactions among hadrons. The saturation model without final-state interactions also reproduces the experimental data [32, 34]. Furthermore, the hadronic cascade model LUCIFER [22] predicts a charged particle multiplicity at mid-rapidity that is comparable to the RHIC data [24]. On the other hand, the LEXUS model [17], which is based on a linear extrapolation of ultra-relativistic nucleon-nucleon scattering to nucleus-nucleus collisions, predicts too many charged particles [117] compared with the PHOBOS data. The URQMD model [19] also failed [114] in describing the charged particle multiplicity at RHIC.

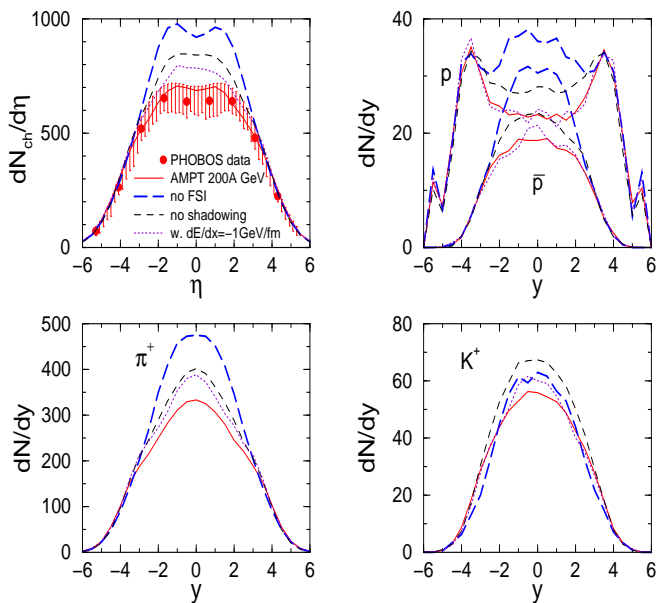


FIG. 21: (Color online) Rapidity distributions of charged particles in central ($b \leq 3$ fm) Au+Au collisions at $\sqrt{s_{NN}} = 200$ GeV from the default AMPT model (solid curves), without final-state interactions (long-dashed curves), without nuclear shadowing (dashed curves), and with jet quenching of $dE/dx = -1$ GeV/fm (dotted curves).

To see the effect of hadronic interactions, we show in Fig. 21 by long-dashed curves the rapidity distributions of charged particles obtained from the default AMPT model without final-state interactions (i.e., without parton and hadron cascades) for central ($b \leq 3$ fm) Au+Au collisions at $\sqrt{s_{NN}} = 200$ GeV. Compared to the case with hadronic scatterings, there is a significant increase in the numbers of total charged particles and pions at mid-rapidity. The kaon number, on the other hand, only increases slightly when production from final-state hadronic interactions is excluded. The ratios of \bar{p}/p and K^+/π^+ at mid-rapidity are 0.85 and 0.13, respectively, in the absence of final-state interactions, instead of 0.81 and 0.17 from the default AMPT model including the

hadron cascade. We note that although the default HIJING [65, 116] with original a and b parameters gives a total charged particle multiplicity at mid-rapidity that is consistent with the RHIC data, including hadronic scatterings reduces appreciably the final number.

We also find that excluding parton cascade in the AMPT model changes the final charged particle yield at mid-rapidity at $\sqrt{s_{NN}} = 200$ GeV by less than 5%. This indicates that hadron yields are not very sensitive to parton elastic scatterings in the default AMPT model. To take into account the effect of parton inelastic collisions such as gluon radiation, which is not included in ZPC as it includes at present only elastic scatterings, we have included in the AMPT model the default HIJING jet quenching, i.e., an energy loss of $dE/dx = -1$ GeV/fm, before minijet partons enter the ZPC parton cascade. Results obtained with jet quenching for central Au+Au collisions at $\sqrt{s_{NN}} = 200$ GeV are shown in Fig. 21 by dotted curves. We see that the quenching effects are larger for pions than for kaons, protons, and antiprotons. Since present calculations from the AMPT model without jet quenching already reproduce the data at collision energy of $\sqrt{s_{NN}} = 200$ GeV, and further inclusion of jet quenching of $dE/dx = -1$ GeV/fm increases the final yield of total charged particles at mid-rapidity by about 14%, our results for the rapidity distribution of charged particles are thus consistent with a weak jet quenching at this energy. However, the dense matter created in heavy ion collisions expands rapidly, thus the energy loss at the early stage may still be large [118, 119].

The effect of initial nuclear shadowing of the parton distributions in nuclei is also shown in Fig. 21. Without initial nuclear shadowing effect on minijet parton production, the charged particle multiplicity at mid-rapidity in central Au+Au collisions at $\sqrt{s_{NN}} = 200$ GeV increases by about 23%. Although this increase can be offset by using different parameters in the Lund string fragmentation, to reproduce both SPS and RHIC data with same parameters in the default AMPT model requires the inclusion of nuclear shadowing on minijet parton production.

B. Particle ratios

The energy dependence of the yields of particles and their ratios at mid-rapidity from central Au+Au collisions at AGS to central Au+Au collisions at RHIC energies are shown in Fig. 22. Curves represent AMPT results, while data from AGS, SPS and RHIC experiments are shown by symbols: triangles for pions, squares for kaons and circles for protons and antiprotons in the upper figure. The AGS data are from the E917 and E866 Collaborations for central Au+Au collisions at laboratory kinetic energies of 7.94 and 10.7 GeV per nucleon [120], from the E895 Collaboration for central Au+Au collisions at the laboratory kinetic energy of 8 GeV per nucleon [121], and from the E802 Collaboration for cen-

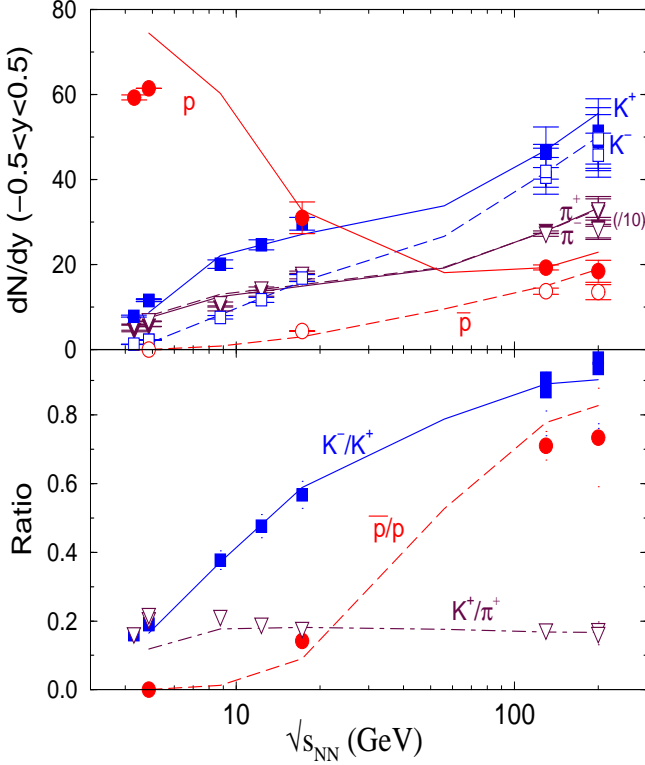


FIG. 22: (Color online) Energy dependence of particle yields and ratios of K^-/K^+ , \bar{p}/p , and K^+/π^+ at mid-rapidity in central Au+Au or Pb+Pb collisions.

tral Au+Au collisions at $P_{lab} = 11.6 - 11.7$ GeV/c per nucleon [122]. The SPS data are from NA49 for central Pb+Pb collisions at laboratory energies of 40A, 80A and 158A GeV [105]. The RHIC data are from the PHENIX Collaboration [123, 124] and the STAR Collaboration [125, 126] for central Au+Au collisions at $\sqrt{s_{NN}} = 130$ and 200 GeV.

Since the antiproton yield increases with energy almost logarithmically while the proton yield initially decreases at low energies, the \bar{p}/p ratio (data represented by circles) increases rapidly from almost 0 at AGS to about 0.1 at the SPS energy of 158A GeV then rapidly to about 0.8 at the maximum RHIC energy of $\sqrt{s_{NN}} = 200$ GeV, indicating the formation of a nearly baryon-antibaryon symmetric matter at RHIC. The K^+/π^+ ratio (data represented by triangles), on the other hand, is almost constant from the SPS energy of 158A GeV to RHIC, suggesting an approximate chemical equilibrium of strangeness in heavy ion collisions in this energy range [127]. The K^-/K^+ ratio (data represented by squares) increases from below 0.2 at AGS to about 0.6 at the SPS energy of 158A GeV, then gradually to about 0.9 at $\sqrt{s_{NN}} = 200$ GeV, and the value near 1 at the top RHIC energy is closely related to the fact that the matter formed at RHIC is nearly baryon-antibaryon symmetric.

C. Baryon and antibaryon production

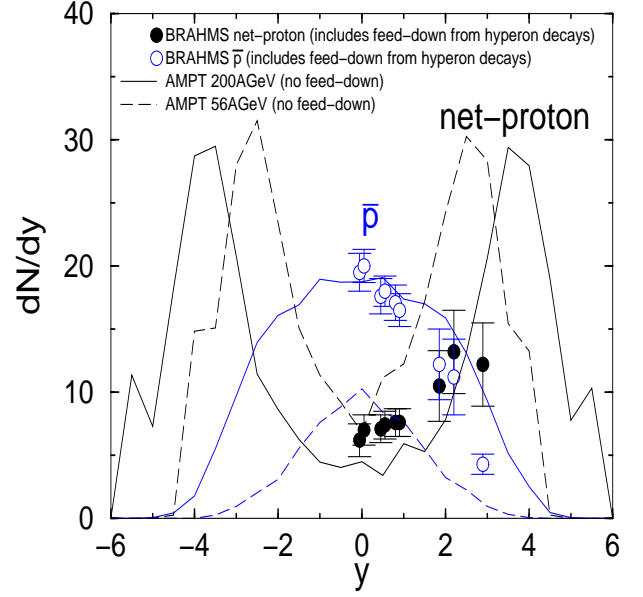


FIG. 23: (Color online) Net-proton and antiproton rapidity distributions from the default AMPT model for central ($b \leq 3$ fm) Au+Au collisions at RHIC energies of $\sqrt{s_{NN}} = 200$ GeV (solid curves) and 56 GeV (dashed curves) versus data from the BRAHMS Collaboration for 5% most central collisions at $\sqrt{s_{NN}} = 200$ GeV.

Fig. 23 shows the net-proton and antiproton rapidity distributions from the default AMPT model at two different RHIC energies. Filled and open circles are BRAHMS data on net-proton and antiprotons without taking into account corrections due to weak decay of hyperons [128], i.e., the data include feed-down from hyperon weak decays. Since the AMPT results on proton and antiprotons exclude feed-down from weak decays, the antiproton yield at mid-rapidity is actually over-predicted by the AMPT model, as can be more clearly seen in Fig. 20; while the net-proton rapidity distributions may agree reasonably with the BRAHMS data.

It is further seen that the antiproton yield at mid-rapidity increases rapidly with collision energy, and peaks of net-proton and proton distributions shift toward larger rapidity at higher collision energies. Since the proton yield at mid-rapidity first decreases from the AGS energy to the RHIC energy of $\sqrt{s_{NN}} = 56$ GeV and eventually increases slowly with energy (see Fig. 22), it may have a minimum between the SPS energy and the maximum RHIC energy. On the other hand, the net-proton yield at mid-rapidity decreases with the colliding energy in the energy range from the AGS energy to the maximum RHIC energy.

D. Transverse momentum spectra

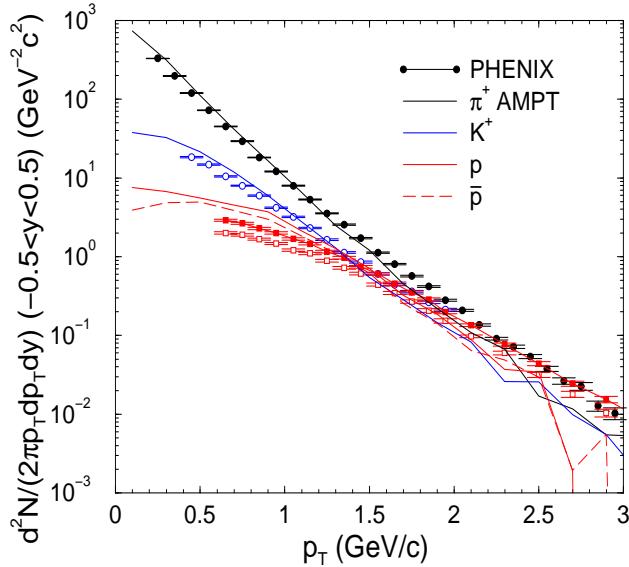


FIG. 24: (Color online) Transverse momentum spectra of mid-rapidity pions, kaons, protons and antiprotons from central ($b \leq 3$ fm) Au+Au collisions at $\sqrt{s_{NN}} = 200$ GeV from the default AMPT model. Data are from the PHENIX Collaboration.

For transverse momentum spectra, results from the default AMPT model for pions, kaons, and protons at mid-rapidity from central ($b \leq 3$ fm) Au+Au collisions at $\sqrt{s_{NN}} = 200$ GeV are shown in Fig. 24 together with the 5% most central data from the PHENIX Collaboration [123]. Below $p_T = 2$ GeV/c, the default AMPT model gives a reasonable description of the pion and kaon spectra [43]. It over-predicts, however, both the proton and antiproton spectra at low p_T . We note that the PHENIX data have been corrected for weak decays.

The effect due to final-state hadronic scatterings on pion and proton transverse momentum spectra is illustrated in Fig. 25, where solid and dashed curves with statistical errors are, respectively, the results with and without hadron cascade in the default AMPT model. As found in Fig. 19 at SPS energies, hadronic rescatterings increase significantly the inverse slope of the proton transverse momentum spectrum while they do not affect much that of pions. As a result, the final proton yield at mid-rapidity becomes close to the pion yield at $p_T \sim 2$ GeV/c, as observed in experiments at RHIC [123, 129]. Without final-state scatterings, the proton yield given by the dashed curve is well below the pion yield up to $p_T \sim 1.7$ GeV/c when statistical fluctuations in the AMPT calculations become large. Results from the default AMPT model thus indicates that the observed large p/π ratio at $p_T \sim 2$ GeV/c is due to the collective transverse flow generated by final-state rescat-

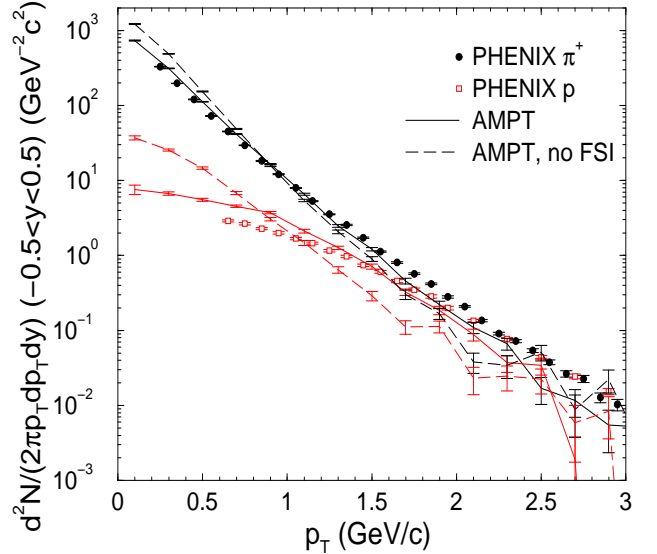


FIG. 25: (Color online) Transverse momentum spectra of mid-rapidity pions and protons from the default AMPT model with (solid curves) and without (dashed curves) final-state interactions in central Au+Au collisions at $\sqrt{s_{NN}} = 200$ GeV.

terings.

The above results are obtained without quenching of minijet partons due to gluon radiations. Including this effect would reduce the yield of hadrons at large transverse momentum as shown in Fig. 26, leading to an appreciable discrepancy between the AMPT results and the experimental data from the PHENIX collaboration for hadrons with momenta greater than 1.5 GeV/c. This discrepancy may stem, however, from the fact that the AMPT model already underpredicts the STAR data for hadron yield above 1 GeV/c in pp collisions as shown in Fig. 27. Since the STAR results are consistent with previous UA5/CDF measurements at similar multiplicities [126] but have significantly higher mean kaon and proton transverse momenta than interpolated values from the UA5/CDF $pp/p\bar{p}$ data shown in Fig. 15, the STAR NSD trigger might be quite different from the UA5/CDF NSD trigger. To make a more definitive conclusion on jet quenching in AA collisions thus requires a focused and higher-statistics study of p_T spectra in both pp and Au+Au collisions.

E. Phi meson yield via dilepton and dikaon spectra

Since the ϕ meson is unstable, it can only be detected from its decay products such as the kaon-antikaon pair or the lepton pair. In the AMPT model, we follow the production and decay of ϕ mesons as well as the scattering of the kaon daughters from their decays. Since the latter destroys the possibility of reconstructing the parent

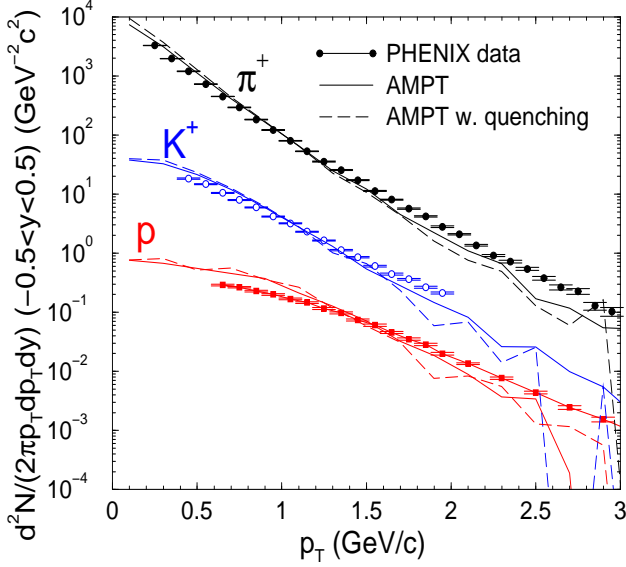


FIG. 26: (Color online) Transverse momentum spectra with and without quenching of $dE/dx = -1$ GeV/fm for central Au+Au collisions at $\sqrt{s_{NN}} = 200$ GeV from the default AMPT model versus data from the PHENIX Collaboration.

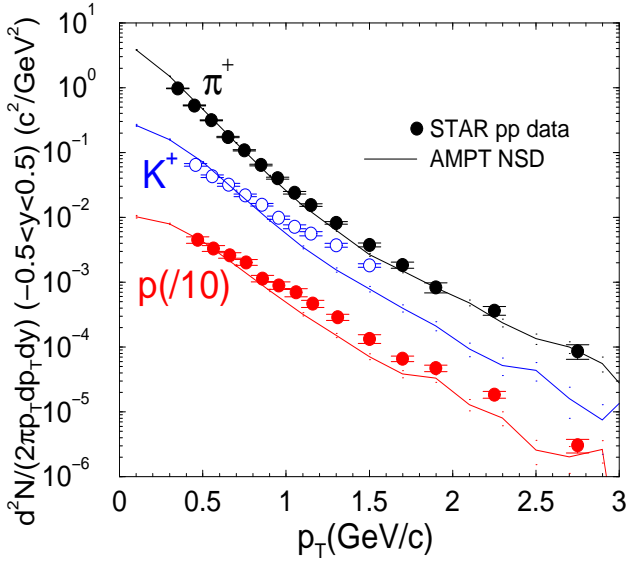


FIG. 27: (Color online) Transverse momentum spectra of mid-rapidity pions, kaons and protons for pp collisions at 200 GeV from the default AMPT model versus data from the STAR Collaboration.

ϕ mesons, only ϕ mesons with their decay kaons not undergoing scattering can be reconstructed from the kaon-antikaon invariant mass distribution. The kaon-antikaon pair from a ϕ meson decay is likely to undergo rescatterings in the medium, which would lead to a reconstructed invariant mass outside the original ϕ meson peak. Hence

ϕ mesons decaying in the dense medium are difficult to be identified via reconstructed kaon-antikaon pairs. In contrast, dileptons have negligible final-state interactions with the surrounding hadronic medium, they are thus considered to carry useful information about hadron properties in hot dense hadronic matter [130, 131], which are expected to be different from those in free space [132, 133].

Since dimuons are emitted continuously during evolution of the system, the total number of dimuons is given by

$$N_{\mu^+\mu^-} = \int_0^{t_{cut}} dt N_\phi(t) \Gamma_{\phi \rightarrow \mu^+\mu^-}(M) + N_\phi(t_{cut}) \frac{\Gamma_{\phi \rightarrow \mu^+\mu^-}}{\Gamma_\phi}, \quad (17)$$

where $N_\phi(t)$ denotes the number of ϕ mesons at time t and $\Gamma_{\phi \rightarrow \mu^+\mu^-}(M)$ is its decay width to dimuon as given by

$$\Gamma_{\phi \rightarrow \mu^+\mu^-}(M) = C_{\mu^+\mu^-} \frac{m_\phi^4}{M^3} \left(1 - \frac{4m_\mu^2}{M^2}\right)^{1/2} \left(1 + \frac{2m_\mu^2}{M^2}\right). \quad (18)$$

The coefficient $C_{\mu^+\mu^-} \equiv \alpha^2/27(g_{\phi K\bar{K}}^2/4\pi) = 1.634 \times 10^{-6}$ is determined from measured width of free ϕ meson at invariant mass $M = m_\phi$. In Eq. (17), the first term on the right-hand-side corresponds to dimuon production before a cut-off time t_{cut} during the hadronic phase of heavy ion collisions, while the second term refers to dimuon emission after that cut-off time. The reconstructed ϕ meson number is then obtained by dividing the above expression by the dimuon branching ratio in free-space of $\Gamma_{\phi \rightarrow \mu^+\mu^-}/\Gamma_\phi = 3.7 \times 10^{-4}$. The number of kaon-antikaon pairs coming from ϕ meson decays can be similarly expressed as Eq. (17):

$$N_{K\bar{K}} = \int_0^{t_{cut}} dt N_\phi(t) \Gamma_{\phi \rightarrow K\bar{K}}(M) + N_\phi(t_{cut}) \frac{\Gamma_{\phi \rightarrow K\bar{K}}}{\Gamma_\phi}. \quad (19)$$

The ϕ meson number from kaon-antikaon decays is then obtained by dividing Eq. (19) by the $K\bar{K}$ branching ratio in free-space $\Gamma_{\phi \rightarrow K\bar{K}}/\Gamma_\phi$.

Using the default AMPT model, we have studied the ϕ meson yield reconstructed from K^+K^- and $\mu^+\mu^-$ pairs for central Pb+Pb collisions at SPS and for central Au+Au collisions at RHIC [47]. In both cases we have found that, due to hadronic rescattering and absorption in the kaonic channel, the ϕ meson abundance at mid-rapidity is larger in the dimuon channel than in the dikaon channel, and the inverse slope parameter obtained from the transverse mass spectra of ϕ mesons in the range $0 < m_T - m_\phi < 1$ GeV/ c^2 is larger in the dimuon channel than in the dikaon channel. These features are consistent with the data at SPS from the NA49 [134] and NA50 [135] collaborations. Comparison of the results for RHIC with future experimental data will allow us to learn if enhanced ϕ meson production is due to the formation of the quark-gluon plasma during the early stage of collisions [47].

F. Multistrange baryon production

One possible signal for the quark-gluon plasma is enhanced production of strange particles [136], particularly those consisting of multistrange quarks such as Ξ and Ω baryons as well as their antiparticles. The argument is that the rate for strange hadron production is small in hadronic matter due to large threshold and small cross sections while the production rate for strange quarks is large in the quark-gluon plasma [87].

A detailed study of multi-strange baryons in the AMPT model [44] shows that, although few multistrange baryons are produced in HIJING (see Table I of Ref. [44]), including the strangeness-exchange interactions listed in Sec. IID 4 in the default AMPT model leads to an enhanced production of multistrange baryons in heavy ion collisions at both SPS and RHIC. For central Pb+Pb collisions at SPS, the strangeness-exchange reactions enhance modestly the yields of Λ , Σ , and Ξ , but increase the Ω yield by more than an order of magnitude. However, the Ω yield in central Pb+Pb collisions at SPS from the default AMPT model is still about a factor of 2 lower than the data, and this may indicate that strangeness production is already enhanced during early stage of collisions.

Predictions from the default AMPT model [44] also show that the slope parameters obtained from the transverse mass spectra of multistrange baryons reveal a plateau structure since these particles, mostly generated by strangeness-exchange reactions in the model, are weakly interacting and decouples rather early from the system. It will be very interesting to test these predictions against the RHIC data. In particular, the quark coalescence model [137, 138, 139, 140, 141, 142, 143, 144, 145], which assumes that all energy in the early stage of RHIC collisions is in the partonic degrees of freedom as assumed in the string melting scenario [45, 48, 50] of the AMPT model, relates the transverse momentum spectra or the elliptic flow of multistrange baryons with other hadrons such as kaons and protons. These relations can be drastically different from the default AMPT model, where the partonic stage includes only minijet partons and has a much smaller effect than later hadronic stage.

G. Equilibration between J/ψ and open charm

J/ψ production has long been proposed as a possible signal for the formation of the quark-gluon plasma in relativistic heavy ion collisions [146]. Based on the expectation that the effective potential between charm and anticharm quarks changes in the QGP due to color screening effect, they will not form bound states above certain critical temperature, which is somewhat higher than the deconfinement temperature. The qualitative change in the heavy quark effective potential has been verified by results from lattice QCD simulations [147, 148, 149]. As a result, J/ψ production is expected to be suppressed if

the QGP is formed in heavy ion collisions. In particular, the observed abnormal suppression of J/ψ in central Pb+Pb collisions at SPS has been attributed to the formation of the quark-gluon plasma in these collisions [150, 151]. However, there are other possible mechanisms for J/ψ suppression in heavy ion collisions [152, 153, 154], e.g., J/ψ may be destroyed by collisions with incoming nucleons or with gluons in the initial partonic matter [155, 156] or with comoving hadrons in the hadronic matter [157, 158, 159, 160, 161, 162, 163, 164, 165, 166, 167, 168, 169, 170, 171].

For heavy ion collisions at RHIC energies, multiple pairs of charm-anticharm quarks can be produced in one event. Estimates using the kinetic approach [172] have shown that the number of J/ψ produced from the interaction between charm and anticharm quarks, i.e., the inverse reaction of J/ψ dissociation by gluons, may exceed that expected from the superposition of initial nucleon-nucleon interactions. Calculations based on the statistical model [173, 174, 175], which assumes that J/ψ formed during hadronization of the QGP is in chemical equilibrium with charm mesons, also predict that the J/ψ number is comparable to the expected primary yield.

To study the above discussed effects on J/ψ production, the default AMPT model has been modified [176] to include J/ψ absorption and production in both initial partonic and final hadronic matters [41]. It was found that because of these final-state interactions the final J/ψ yield in central Au+Au collisions at RHIC may exceed the suppressed primary J/ψ yield which is based only on the color screening mechanism. Furthermore, the J/ψ yield at RHIC depends on the charm quark mass in the partonic matter and charmed hadron masses in the hadronic matter.

We note that the elliptic flows of J/ψ and charmed hadrons are related in the quark coalescence model, and they exhibit novel mass effects when the constituent quark masses in the hadron are different [142]. The transverse momentum spectra of electrons from open charm decays are, however, insensitive to the charm transverse flow [177]. Comparing RHIC data on charm hadron or electron v_2 [143] with results from the quark coalescence model may allow us to determine whether in heavy ion collisions charm quarks flow collectively as light quarks.

H. Elliptic flow

Elliptic flow in heavy ion collisions is a measure of the asymmetry of particle momentum distributions in the transverse plane and is generated by the anisotropic pressure gradient in initial hot dense matter as a result of the spatial asymmetry in non-central collisions [178, 179, 180, 181, 182, 183]. It is defined as one half of the second Fourier coefficient of the azimuthal angle distribution of particle transverse momentum and can be

evaluated as

$$v_2 = \left\langle \frac{p_x^2 - p_y^2}{p_x^2 + p_y^2} \right\rangle. \quad (20)$$

In the above, the x -axis is along the impact parameter in the transverse plane of each event while the y -axis points out of the reaction plane, and the average is taken over particles in consideration.

At RHIC, large hadron elliptic flows have been observed [184, 185, 186, 187, 188, 189, 190], and their dependence on transverse momentum [184, 185] and pseudorapidity [186, 191] as well as on particle species [187, 192] have also been studied. To understand these experimental results, many theoretical models have been introduced, and these include semi-analytic models [193], models based on parton energy loss [194, 195], hydrodynamic models [9, 180, 196, 197], transport models [45, 181, 198, 199, 200, 201], including a hybrid model that uses the transport model as an after-burner of the hydrodynamic model [202], and quark coalescence models [137, 138, 139, 140, 141, 142, 143, 144, 145]. Transport models based on hadronic and/or string degrees of freedom in general give a smaller elliptic flow [187] than that observed at RHIC. Although hydrodynamic models can explain the large elliptic flow at low transverse momenta with a large initial energy density, they predict a continuously increasing elliptic flow with increasing hadron transverse momenta instead of the observed level off in experiments [187, 189, 203, 204], indicating that high transverse momentum particles do not reach thermal equilibrium. With the AMPT model, we can address such non-equilibrium effects to obtain information on the degree of thermalization in these collisions. It further allows us to study the effects due to both partonic and hadronic rescatterings.

In Fig. 28, we show the elliptic flow of all charged particles in Au+Au collisions at $\sqrt{s_{NN}} = 200$ GeV from both default AMPT model and the extended model with string melting as a function of N_{part} , which is the total number of participant nucleons after primary collisions but before partonic and hadronic rescatterings [49]. To compare with PHOBOS data [205], we have included only charged particles with pseudorapidities and transverse momenta in the ranges $\eta \in (-1, 1)$ and $p_T \in (0.1, 4)$ GeV/ c , respectively, for evaluating the elliptic flow. Error bars in the figure represent the statistical error in our calculations. We see that the value of v_2 depends not only on whether initial strings are converted to partons but also on the parton cross section used in the model, similar to that seen in heavy ion collisions at $\sqrt{s_{NN}} = 130$ GeV [45]. With the default AMPT model, which includes only scattering among minijet partons, the elliptic flow obtained with a parton scattering cross section of 3 mb is found to be too small to account for the experimental data from the PHOBOS collaboration. The elliptic flow is larger in the string melting scenario as soft partons from melted strings also participate in partonic scatterings, and its value is further increased when the parton

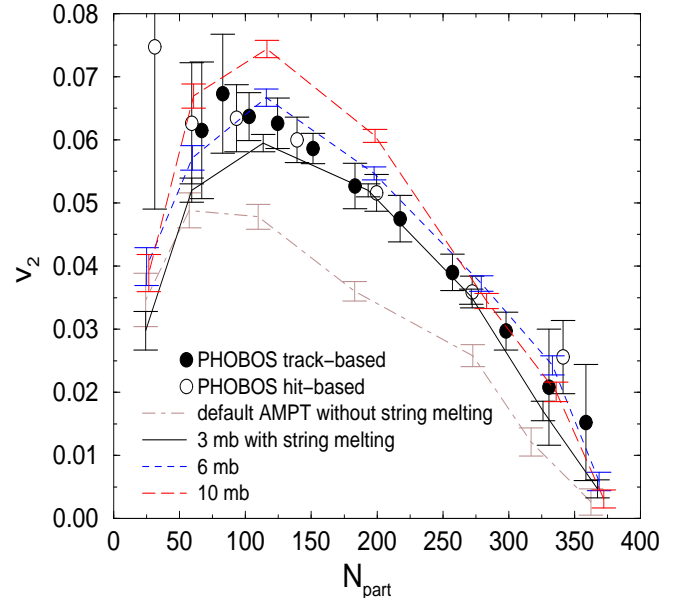


FIG. 28: (Color online) Centrality dependence of charged hadron elliptic flow in Au+Au collisions at $\sqrt{s_{NN}} = 200$ GeV. Data from the PHOBOS collaboration [205] are shown by circles, while results from the AMPT mode with different partonic dynamics are shown by curves.

scattering cross section increases from 3 mb to 10 mb, indicating that the dense system created in heavy ion collisions at RHIC does not quite reach thermal equilibrium.

In Figure 29, the differential elliptic flows $v_2(p_T)$ of pions, kaons and protons from the AMPT model in the string melting scenario with a parton scattering cross section of 6 mb are shown for minimum-bias Au+Au collisions at $\sqrt{s_{NN}} = 200$ GeV. Although the PHENIX data are for particles with pseudorapidities $\eta \in (-0.35, 0.35)$, the AMPT results are for $\eta \in (-1, 1)$ in order to improve the statistics of our calculation. In this low p_T region, we observe the mass ordering of $v_2(p_T)$, i.e., hadrons with larger masses have smaller v_2 values at the same p_T , similar to that from the hydrodynamic model [8, 9]. For hadrons at higher p_T , which are not studied here, a scaling of hadron elliptic flows according to their constituent quark content has been proposed based on the quark coalescence model [137, 138, 139, 206]. Except for pions, this scaling seems to be confirmed by experimental data from both STAR [207] and PHENIX [208] collaborations. The violation of pion elliptic flow from the constituent quark number scaling has been attributed to effects due to resonance decays [209, 210] and the binding energy of hadrons [142].

The pseudorapidity dependence of the elliptic flow in minimum-bias Au+Au collisions at $\sqrt{s_{NN}} = 200$ GeV has also been studied in the AMPT model [211]. While the string melting scenario with a parton scattering cross section of 3 mb as well as the default AMPT model gives

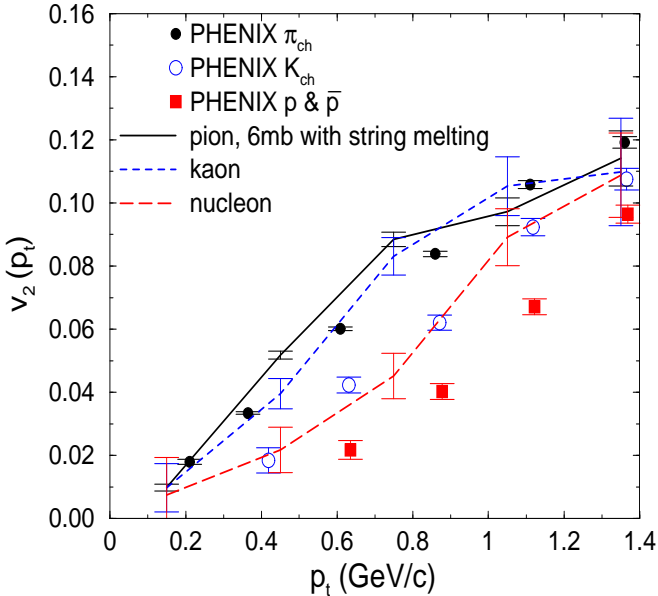


FIG. 29: (Color online) Transverse momentum dependence of elliptic flow of identified hadrons for minimum-bias Au+Au collisions at $\sqrt{s_{NN}} = 200$ GeV. Circles are data from the PHENIX Collaboration [208] while curves are results from the AMPT model with string melting and using 6 mb for the parton scattering cross section.

a better description of the PHOBOS data [205] at large pseudorapidity, the string melting scenario with a larger parton scattering cross section reproduces the PHOBOS data at mid-pseudorapidity. This may not be unreasonable as not all strings are expected to melt at large pseudorapidity where the smaller particle multiplicity leads to a lower energy density.

The AMPT model has further been used to study higher-order anisotropic flows v_4 and v_6 of charged hadrons at mid-rapidity in heavy ion collisions at RHIC [212]. It was found that the same large parton scattering cross section used in explaining the measured v_2 of charged hadrons could also reproduce recent data on their v_4 and v_6 from Au+Au collisions at $\sqrt{s_{NN}} = 200$ GeV [213]. Furthermore, the v_4 was seen to be a more sensitive probe of the initial partonic dynamics in these collisions than v_2 . Moreover, higher-order parton anisotropic flows are non-negligible and satisfy the scaling relation $v_{n,q}(p_T) \sim v_{2,q}^{n/2}(p_T)$, which leads naturally to the observed similar scaling relation among hadron anisotropic flows when the coalescence model is used to describe hadron production from the partonic matter.

I. Two-particle interferometry

The Hanbury-Brown Twiss (HBT) effect was first used to measure the size of an emission source like a star [214]. For heavy ion collisions, HBT may provide information

not only on the spatial extent of the emission source but also on its emission duration [215, 216, 217, 218]. In particular, the long emission time as a result of the phase transition from the quark-gluon plasma to the hadronic matter in relativistic heavy ion collisions may lead to an emission source which has a R_{out}/R_{side} ratio much larger than one [218, 219, 220], where the out-direction is along the total transverse momentum of detected two particles and the side-direction is perpendicular to both the out-direction and the beam direction (called the long-direction) [216, 217]. Since the quark-gluon plasma is expected to be formed in heavy ion collisions at RHIC, it is thus surprising to find that the extracted ratio R_{out}/R_{side} from a Gaussian fit to the measured correlation function of two identical pions in Au+Au collisions is close to one [221, 222, 223]. This is in sharp contrast with calculations from hydrodynamic models [219, 224], where R_{out}/R_{side} is typically well above one.

Denoting the single-particle emission function by $S(x, \mathbf{p})$, the HBT correlation function for two identical bosons in the absence of final-state interactions is given by [215, 225]:

$$C_2(\mathbf{Q}, \mathbf{K}) = 1 + \frac{\int d^4x_1 d^4x_2 S(x_1, \mathbf{K}) S(x_2, \mathbf{K}) \cos[Q \cdot (x_1 - x_2)]}{\int d^4x_1 S(x_1, \mathbf{p}_1) \int d^4x_2 S(x_2, \mathbf{p}_2)}, \quad (21)$$

where \mathbf{p}_1 and \mathbf{p}_2 are momenta of the two hadrons, $\mathbf{K} = (\mathbf{p}_1 + \mathbf{p}_2)/2$, and $Q = (\mathbf{p}_1 - \mathbf{p}_2, E_1 - E_2)$. The three-dimensional correlation function in \mathbf{Q} can be shown as one-dimensional functions of the projections of \mathbf{Q} in the “out-side-long” coordinate system [216, 217].

Expecting that the emission function is sufficiently smooth in momentum space, the size of the emission source can then be related to the emission function as:

$$R_{ij}^2(K) = -\frac{1}{2} \frac{\partial^2 C_2(\mathbf{Q}, \mathbf{K})}{\partial Q_i \partial Q_j} \Big|_{\mathbf{Q}=0} = D_{x_i, x_j}(K) - D_{x_i, \beta_j t}(K) - D_{\beta_i t, x_j}(K) + D_{\beta_i t, \beta_j t}(K). \quad (22)$$

These source radii are thus expressed in terms of the space-time variances, $D_{x,y} = \langle x \cdot y \rangle - \langle x \rangle \langle y \rangle$, with $\langle x \rangle$ denoting the average value of x . In the above, x_i 's ($i = 1 - 3$) denote the projections of the particle position at freeze-out in the “out-side-long” system, i.e., x_{out} , x_{side} and x_{long} , respectively; and $\beta = \mathbf{K}/K_0$ with K_0 being the average energy of the two particles.

The experimentally measured two-particle correlation function $C_2(\mathbf{Q}, \mathbf{K})$ in central heavy ion collisions is usually fitted by a four-parameter Gaussian function after correcting for final-state Coulomb interactions, i.e.,

$$C_2(\mathbf{Q}, \mathbf{K}) = 1 + \lambda \exp\left(-\sum_{i=1}^3 R_{ii}^2(K) Q_i^2\right). \quad (23)$$

If the emission source is Gaussian in space-time, the fitted radii R_{ii} would be identical to the source radii determined from the emission function via Eq. (22). However,

because of space-time correlations in the emission function, such as those induced by the collective flow, the fitted radii can be quite different from the source radii [226, 227].

We have used the AMPT model to study the interferometry of two identical pions or kaons in central Au+Au collisions at RHIC [48, 50]. The source of the emitted particles have been obtained from their space-time coordinates x and momenta \mathbf{p} at kinetic freeze-out, i.e., at their last interactions. The correlation function $C_2(\mathbf{Q}, \mathbf{K})$ is then evaluated in the frame of longitudinally comoving system using the program Correlation After Burner [228]. In these calculations, the cut-off time t_{cut} for hadron cascade has been chosen as 200 fm/c for HBT studies instead of the default 30 fm/c as we are interested in the space-time and momentum distributions of hadrons at freeze-out even though their rapidity distributions and momentum spectra essentially do not change after 30 fm/c.

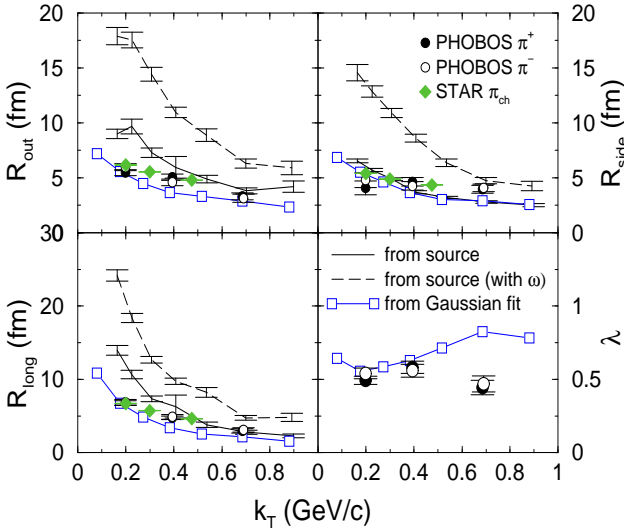


FIG. 30: (Color online) Pion source radii with (dashed curves) and without (solid curves) ω decays as well as the fitted radius and λ parameters from the Gaussian fit to the correlation function (curves with squares) at mid-rapidity as functions of k_T from AMPT with string melting and $\sigma_p = 6$ mb for central Au+Au collisions at $\sqrt{s_{NN}} = 200$ GeV. Circles are the PHOBOS data, while diamonds are the STAR data.

For central ($b = 0$ fm) Au+Au collisions at $\sqrt{s_{NN}} = 200$ GeV, results for charged pions from the AMPT model with string melting and parton cross section $\sigma_p = 6$ mb are shown in Fig. 30 together with experimental data from the STAR [229] and PHOBOS [230] Collaborations. The STAR data at the three transverse momentum k_T bins of (0.15, 0.25), (0.25, 0.35), and (0.35, 0.60) GeV/c are for mid-rapidity and 0-5% most central collisions, while the PHOBOS data are for 0-15% most central collisions with $\langle y_{\pi\pi} \rangle = 0.9$. We find that the source radii R_{out} (upper-left panel), R_{side} (upper-right panel), and R_{long} (lower-left panel) of pions including those from

ω decays (dashed curves) are a factor of 2 to 3 larger than the radius parameters from a Gaussian fit to the three-dimensional correlation function obtained from the AMPT model (curves with squares) or to the experimentally measured one (open or filled circles). Excluding pions from ω decays reduces the source radii (solid curves), and this brings R_{side} close to the fitted one while R_{out} and R_{long} can still be a factor of 2 larger than fitted ones. The emission source from the AMPT model thus deviates appreciably from a Gaussian one, as found previously in studies at SPS using the RQMD transport model [226, 227]. In this case, it will be useful to compare the emission source from the AMPT model with that extracted from measured two-particle correlation functions using the imaging method [231, 232].

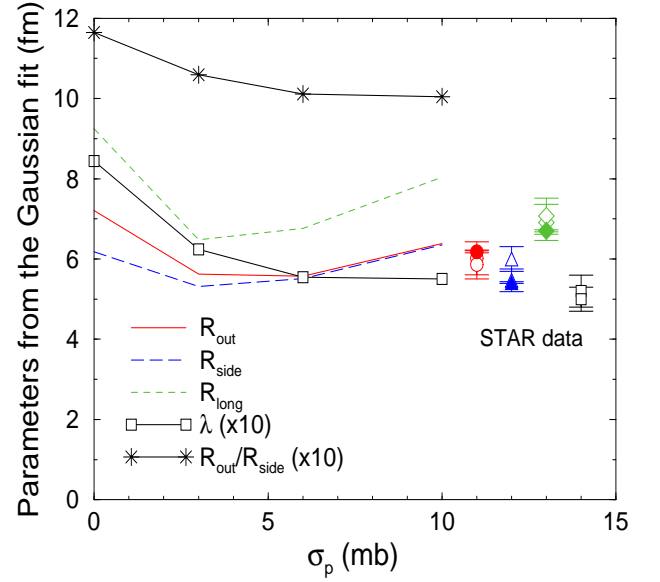


FIG. 31: (Color online) Radii, λ parameters and R_{out}/R_{side} for mid-rapidity pions with $125 < p_T < 225$ MeV/c from Gaussian fits of the correlation function as functions of σ_p . The STAR data at $\sqrt{s_{NN}} = 130$ GeV and 200 GeV are shown by open and filled symbols, respectively.

Since Eq. (22) gives

$$R_{out}^2 = D_{x_{out}, x_{out}} - 2 D_{x_{out}, \beta_{\perp} t} + D_{\beta_{\perp} t, \beta_{\perp} t}, \quad (24)$$

and $R_{side}^2 = D_{x_{side}, x_{side}}$, the ratio R_{out}/R_{side} contains information about the duration of emission and has thus been studied extensively [218, 219, 220, 221]. However, the $x_{out} - t$ distributions at freeze-out from the AMPT model show a strong positive $x_{out} - t$ correlation for both pions and kaons [48, 50]. This leads to a positive $D_{x_{out}, \beta_{\perp} t}$ and thus a negative contribution to R_{out}^2 that can be as large as the positive duration-time term, making it difficult to extract information about the duration of emission from the ratio R_{out}/R_{side} alone.

The dependence of fitted radii on σ_p , with $\sigma_p = 0$ denoting the default AMPT model without string melting,

is shown in Fig. 31 for mid-rapidity charged pions with $125 < p_T < 225$ MeV/c. Also shown by circles, triangles, diamonds, and squares are the STAR data from central Au+Au collisions for mid-rapidity pions with $125 < p_T < 225$ MeV/c at $\sqrt{s_{NN}} = 130$ GeV (open symbols) and for pions with $150 < p_T < 250$ MeV/c at $\sqrt{s_{NN}} = 200$ GeV (filled symbols) for R_{out} , R_{side} , R_{long} , and λ parameter, respectively. Both the radius and the λ parameters from the AMPT model with string melting and $\sigma_p = 3 - 10$ mb are close to the experimental values [221], while results from the default AMPT model over-predict the λ parameter. For results with string melting, all three radius parameters are seen to increase with increasing parton cross section σ_p presumably as a result of the larger source size at freeze-out, while the extracted λ parameter decreases gradually with increasing σ_p .

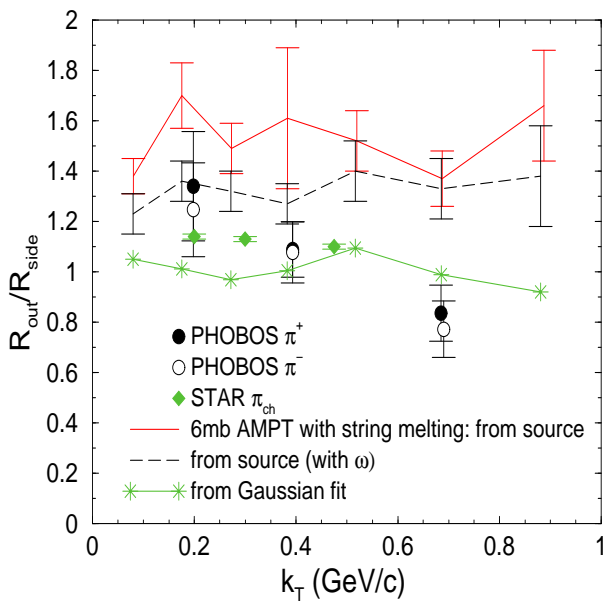


FIG. 32: (Color online) R_{out}/R_{side} ratios for mid-rapidity pions at $\sqrt{s_{NN}} = 200$ GeV as functions of k_T . Solid and dashed curves are AMPT results from the emission function without and with pions from ω decays, respectively. The curve with stars is the AMPT result from the Gaussian fit to the two-pion correlation function.

Fig. 32 shows the ratio R_{out}/R_{side} for mid-rapidity charged pions from AMPT with string melting and $\sigma_p = 6$ mb for central ($b = 0$ fm) Au+Au collisions at $\sqrt{s_{NN}} = 200$ GeV. It is seen that the ratios obtained from the emission function, with solid and dashed curves for results without and with pions from ω decays, have values between 1.0 and 1.7, consistent with predictions from the hydrodynamic model with freeze-out treated via hadronic transport model [219]. However, the ratio from the Gaussian fit to the three-dimensional correlation function (the curve with stars) is much closer to 1, similar to that extracted from a Gaussian fit to the measured correlation function [221, 229, 230].

The AMPT model with string melting is so far the

only dynamical model that gives a R_{out}/R_{side} ratio close to 1 and also gives roughly the correct magnitude for the fitted radii. Future studies using this transport model on the $x-t$ correlation term [233] or on azimuthal HBT in non-central heavy ion collisions will help us to further test the AMPT model and understand the freeze-out dynamics.

VI. RESULTS AT LHC

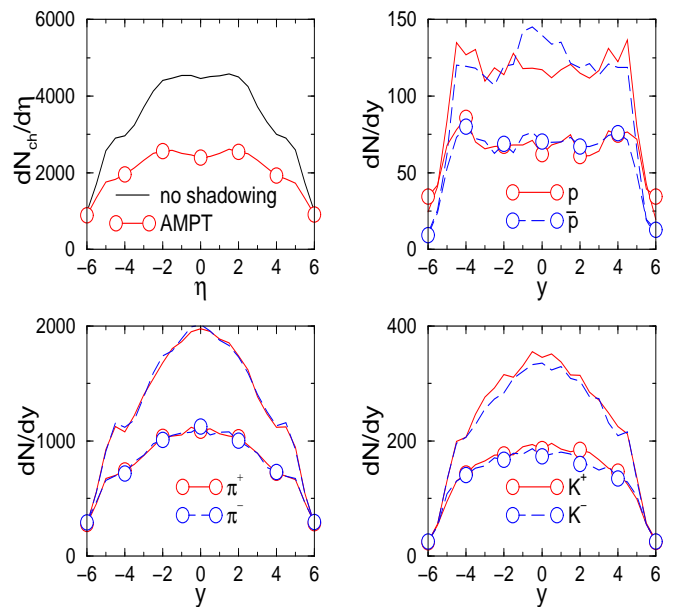


FIG. 33: (Color online) Rapidity distributions for central ($b \leq 3$ fm) Pb+Pb collisions at $\sqrt{s_{NN}} = 5500$ GeV from the default AMPT model with (curves with circles) and without (curves with no symbols) nuclear shadowing.

The AMPT model can also be used to study heavy ion collisions at LHC. Fig. 33 gives the charged particle pseudorapidity distribution and the rapidity distributions of charged pions, kaons, protons, and antiprotons with and without nuclear shadowing in central ($b \leq 3$ fm) Pb+Pb collisions at $\sqrt{s_{NN}} = 5.5$ TeV from the default AMPT model. The distributions are significantly wider and higher than corresponding distributions at RHIC. At mid-rapidity, the distributions without shadowing are higher than corresponding ones with shadowing by about 80%. The highest value at mid-rapidity is about 4500, well within the LHC detector limit of 7000 particles per unit rapidity. The mid-rapidity density with nuclear shadowing is about 2500, more than a factor of three higher than that at RHIC. It is higher than the logarithmic extrapolation from lower energy data but lower than the saturation model prediction of about 3500 [234]. The charged hadron pseudorapidity distribution shows a clear plateau structure which is very different from predictions from saturation models [235, 236]. The proton

and antiproton rapidity distributions are close to each other and are almost flat. This is different from the proton and antiproton distributions at RHIC where protons clearly dominate at large rapidities. Note that the cut-off time t_{cut} for hadron cascade has been chosen as 200 fm/c at LHC instead of the default 30 fm/c due to the longer lifetime of the formed matter and the larger rapidity width in heavy ion collisions at LHC.

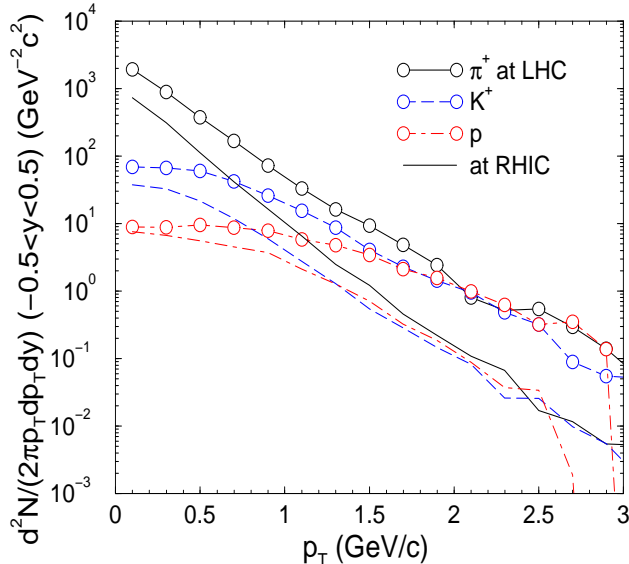


FIG. 34: (Color online) Transverse momentum spectra of pions, kaons, and protons from the default AMPT model for central ($b \leq 3$ fm) Pb+Pb collisions at $\sqrt{s_{NN}} = 5500$ GeV (curves with circles) and for central ($b \leq 3$ fm) Au+Au collisions at $\sqrt{s_{NN}} = 200$ GeV (curves with no symbols).

Transverse momentum spectra at LHC are shown in Fig. 34. It is seen that the inverse slope parameters, particularly for kaons and protons with transverse momenta below 0.5 GeV/c and 1 GeV/c, respectively, are larger than at RHIC as a result of stronger transverse flows. Similar to that observed at RHIC, the proton spectrum is below that of pions at low transverse momenta, but they become comparable at about 2 GeV/c. As in heavy ion collisions at SPS (Fig. 19) and RHIC (Fig. 25), the strong transverse flow is due to final-state interactions, and this is shown in Fig. 35, where the pion, kaon, and proton spectra at LHC obtained from the AMPT model with and without final-state interactions are compared.

Because of the uncertainty in the parton distribution functions at small- x in heavy nuclei, the above results on LHC have large uncertainties. Currently, the initial condition of the AMPT model is obtained from the HIJING model with minijets and strings. The parton distribution functions used in the HIJING model are the Duke-Owens set 1 [62], which are quite old. For example, Fig. 36 shows the gluon and u-quark distribution functions at $Q^2 = 9$ GeV² from the Duke-Owens set 1 (circles), MRSA [237]

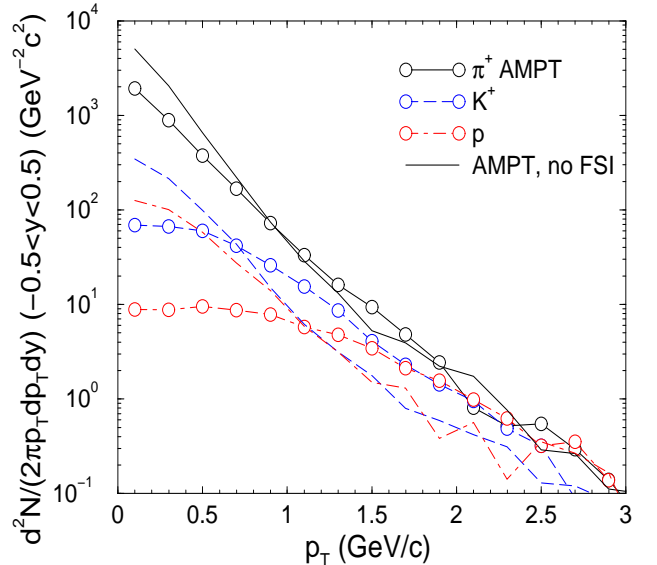


FIG. 35: (Color online) Transverse momentum spectra of pions, kaons, and protons for central ($b \leq 3$ fm) Pb+Pb collisions at $\sqrt{s_{NN}} = 5500$ GeV from the default AMPT model with (curves with circles) and without (curves with no symbols) final-state interactions.

(squares), and the recent 4-flavor CTEQ6M [238] (diamonds) parameterizations. It is seen that the Duke-Owens set 1 parameterization has far fewer partons at small- x , e.g., when $x < 0.01$, than the other two more recent parameterizations. At the top RHIC energy, a pair of 2 GeV back-to-back minijets at mid-rapidity corresponds to $x \sim 0.02$ for the initial partons, and at the LHC energy it corresponds to $x \sim 0.00073$. Thus small- x partons play much more important roles at LHC than at RHIC, and the AMPT model will have a much larger uncertainty at LHC due to the underestimate of small- x partons from the Duke-Owens set 1. An update of the parton distribution functions for the HIJING model has been done [63] where the Gluck-Reya-Vogt parton distribution functions [239] have been implemented together with a new nuclear shadowing parametrization. To make predictions with better accuracy for LHC, we will need to update the parton distribution functions in a future version of the AMPT model.

VII. DISCUSSIONS

Two versions of the AMPT model have been used in the present study. The default AMPT model (current version 1.11), which includes only minijet partons in the parton cascade and uses the Lund string model for hadronization, is found to give a reasonable description of hadron rapidity distributions and transverse momentum spectra observed in heavy ion collisions at both SPS and

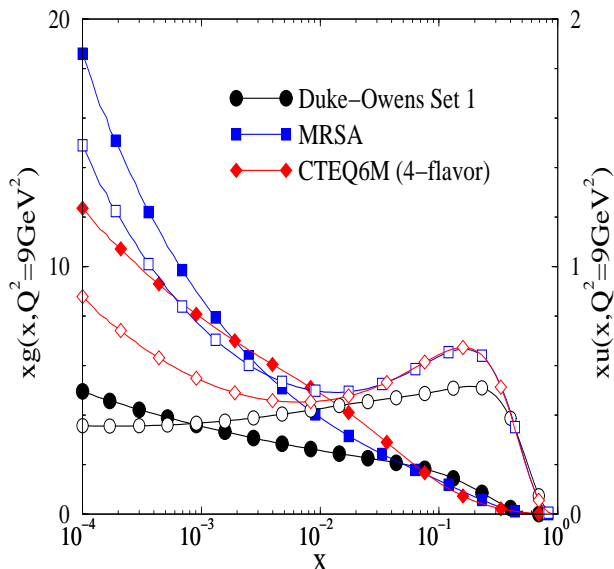


FIG. 36: (Color online) Gluon (curves with filled symbols) and u-quark (curves with open symbols) distribution functions (multiplied by x) at $Q^2 = 9 \text{ GeV}^2$ from three different parameterizations.

RHIC. It under-predicts, however, the magnitude of the elliptic flow and also fails to reproduce the λ parameter of the two-pion correlation function measured at RHIC. The latter can be described, on the other hand, by the AMPT model with string melting (current version 2.11) when the parton scattering cross section is about 6 mb as shown in Sects. V H and V I. This extended model under-predicts, however, the inverse slopes of hadron transverse momentum spectra, and also fails to describe the baryon rapidity distributions as shown in Fig. 37 and Fig. 38, respectively. Since the AMPT model has not been able to describe all experimental observables at RHIC within a single version, further improvements are thus needed.

The initial condition of the AMPT model is obtained from the HIJING model with minijets and strings. Although the string melting mechanism [45, 48, 50] is introduced to convert the energy in initial excited strings into partons in order to better model the partonic initial condition at high energy densities, it is modeled by using the Lund string fragmentation to hadrons as an intermediate process and then converting these hadrons into their valence quarks. This is equivalent to staying at the parton level until strings in the Lund model have generated all the quark-antiquark pairs before forming hadrons. The current string melting can be viewed as a minimal implementation because, in the limit of no partonic interactions (and before hadron cascade starts), it reduces to HIJING results for all hadrons other than the flavor-diagonal mesons within the SU(2) flavor space, π^0 , η , ρ^0 and ω . As a result, the initial partonic matter in this scenario does not contain gluons. Although

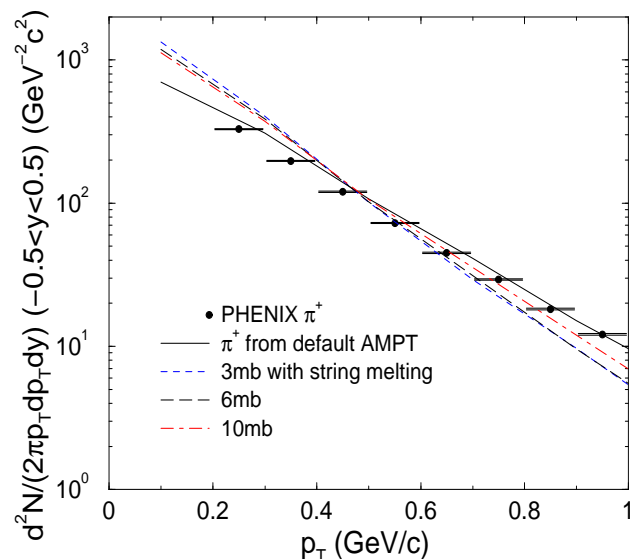


FIG. 37: (Color online) Comparison of transverse momentum spectra of mid-rapidity pions from the AMPT model and the PHENIX data [123] for 5% most central Au+Au collisions at $\sqrt{s_{NN}} = 200 \text{ GeV}$.

this is unphysical as one expects gluons to dominate the initial stage of ultra-relativistic heavy ion collisions, our study of the elliptic flow [45] and the pion interferometry [48] depends more on the effect of partonic scatterings instead of the composition of the partonic matter. However, for dilepton production from the partonic matter, the flavor composition of the partonic matter is important [240], and at present they cannot be addressed within the AMPT model. To extend the string melting scenario to include gluons in the AMPT model, we need to study the problem of both quark-antiquark and gluon production from a strong color field. Also, alternative descriptions of initial conditions, such as that from the parton saturation model [29, 30, 31, 32, 34, 35, 36, 37], may also be used as input to the AMPT model.

The parton cascade model ZPC in the AMPT model only includes leading-order two-body partonic interactions (2-to-2), while higher order processes (m -to- n in general), which might become dominant at high densities during the early stage of relativistic heavy ion collisions [241], have not been included. Unfortunately, it is difficult to implement many-body interactions in a transport model, even for the next-leading-order processes ($gg \leftrightarrow ggg$) in a parton cascade [242]. Also, we currently treat the screening mass μ as a parameter for changing the parton scattering cross sections. In principle, it should be evaluated dynamically from the effective temperature of the evolving parton system, leading thus to medium-dependent parton scattering cross sections.

Furthermore, treating interactions at a distance as in the cascade model used for solving the Boltzmann equa-

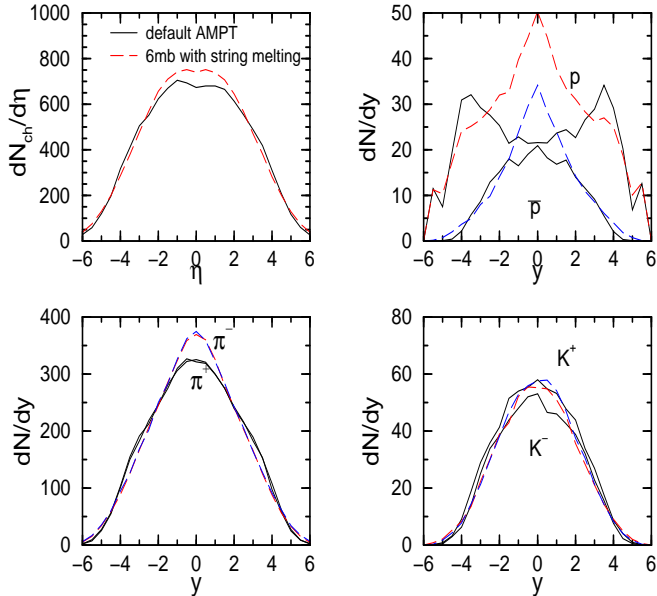


FIG. 38: (Color online) Rapidity distributions of total charged particles (upper left panel), protons and antiprotons (upper right panel), charged pions (lower left panel), and charged kaons (lower right panel) in 5% most central Au+Au collisions at $\sqrt{s_{NN}} = 200$ GeV from the default AMPT model (solid curves) and the AMPT model with string melting and $\sigma_p = 6$ mb (dashed curves).

tions leads to possible violation of causality when the mean free path of partons is shorter than their interaction length, i.e.,

$$\lambda = \frac{1}{\rho\sigma} < \sqrt{\frac{\sigma}{\pi}} \quad \text{or} \quad \frac{\rho^2\sigma^3}{\pi} > 1. \quad (25)$$

If we take the parton density as $\rho = 10/\text{fm}^3$ at RHIC and take the parton scattering cross section as $\sigma = 3$ mb, then we have $\rho^2\sigma^3/\pi = 0.86$ and thus expect that the usual method used in the cascade model for solving the Boltzmann equation may not be very accurate. However, the Boltzmann equation with only two-body scatterings is invariant under the transformation

$$f \rightarrow f l \quad \text{and} \quad \sigma \rightarrow \frac{\sigma}{l}, \quad (26)$$

but the value of $\rho^2\sigma^3/\pi$ is reduced by a factor of l . With sufficiently large l , the so-called parton subdivision can then overcome the causality problem in the cascade method [18, 23, 201, 243, 244, 245]. Although parton subdivision has been implemented in ZPC, it remains to be implemented in the AMPT model mainly due to the complication in the hadronization process which converts partons into hadrons following the parton cascade. How the causality violation in the AMPT model affects the final observables in heavy ion collisions [201] is yet to be studied.

In the hadronization process in the default AMPT model, a minijet recombines with its parent string even

though the minijet has gone through partonic interactions and thus has changed its color charge. The HIJING model also takes a similar approach in the jet quenching process because a gluon is still being associated with the same parent string after it goes through inelastic collisions. Our current prescription guarantees that fragmentation can successfully proceed for all strings after parton interactions, and it also enables the default AMPT model to reduce to HIJING results in the limit of no partonic (and hadronic) interactions. Although the freeze-out positions and times of minijet partons are averaged in a string before its fragmentation, the current treatment of color configurations certainly needs to be improved, where new color-singlet strings over the whole volume need to be reconstructed after partonic interactions.

To describe charged particle multiplicities in heavy ion collisions at SPS, we have changed the values of the a and b parameters in the Lund symmetric fragmentation function given by Eq. (9) based on the possibility that these parameters could be modified in the dense matter formed in heavy ion collisions. However, the AMPT model needs the default a and b values, i.e., the values in the HIJING model, in order to reproduce the charged particle multiplicities in pp and $p\bar{p}$ collisions. The a and b values in the AMPT model is thus expected to depend on the atomic weight of colliding nuclei and the centrality of their collisions. Although the AMPT results on $d + Au$ collisions using default a and b values [49] agree reasonably with the RHIC $d + Au$ data [246, 247, 248], the detailed dependence of a and b parameters on the system size has not been studied.

At present, phase transition in the AMPT model with string melting is modeled by a simple quark coalescence using the current quark masses. The failure of the proton rapidity distribution in this model, shown in Fig. 38, is related to this assumption as the proton mass is not generated dynamically but is given to the coalescing system of three light quarks. In the case that the invariant mass of the three quarks is small, the resulting proton with its physical mass tends to overpopulate at mid-rapidity. This problem may be avoided if protons are formed from coalescence of quarks with constituent quark masses. However, the current string melting mechanism would fail to convert strings into partons since the pion, as a Goldstone boson, cannot be decomposed into a quark and an antiquark with constituent quark masses. A more consistent method is perhaps to use density or temperature dependent quark masses, so that they correspond to current masses at high temperature and constituent masses at low temperature near the phase transition, where a scalar field is responsible for the changing masses. This method also has the advantage that it can qualitatively describe the equation of state of the QGP [182]. Also, the current coalescence model could have problems with entropy, because quark coalescence reduces the number of particles by a factor of two to three, although entropy also depends on the degeneracy and mass of produced hadrons. We have studied the entropy problem

in a schematic model using a thermalized QGP with the same parameters as given in Ref. [209]. Because of productions of massive resonances such as ρ, ω , and Δ , the total entropy is reduced by about 15% when partons are converted to hadrons via coalescence, and this is mainly due to a similar violation in energy. To eliminate entropy violation thus requires a proper treatment of energy conservation. This requires the inclusion of field energy in both QGP and hadronic matter, which is also necessary for properly describing the equation of state. Furthermore, although the spatial correlation in the quark coalescence based on the closest neighbors leads to momentum correlation among coalescing partons in the presence of collective flow, explicit momentum correlation is not considered in our quark coalescence model, and random momentum distributions of coalescing quarks tend to give the artificial peak at mid-rapidity shown in Fig. 38. The quark coalescence model can be improved by following the method used recently in studying hadron production from the quark-gluon plasma, which has been shown to describe satisfactorily the observed quark number scaling of hadron elliptic flows and large baryon to pion ratio at intermediate transverse momenta [137, 138, 139, 140, 141, 142, 143, 144, 145]. Also, statistical models, which generate hadronic states according to their statistical weights, provides an alternative method to describe the parton-to-hadron phase transition.

Many of the hadronic cross sections used in the hadronic stage of the AMPT model have not been studied theoretically in detail or well constrained by experimental data, and they may be important for some observables. For example, from the study at SPS energies with the default AMPT model, we have found that the explicit inclusion of K^* mesons and baryon-antibaryon production from two-meson states are important for strangeness and antiproton production, respectively. In the AMPT model with string melting, the phase transition happens later than in the default AMPT model due to the larger energy and lifetime of the partonic system, hadronic effects are less important than in the default AMPT model. Even in this case, it is essential to know the cross sections of η meson interactions with other hadrons as they may affect the final η yield and consequently the height (or the λ parameter) of the two-pion correlation function. Effects due to the uncertainties of these hadronic input parameters on final observables at RHIC will be studied in the future.

VIII. SUMMARY

To study high energy heavy ion collisions at SPS, RHIC and even higher energies such as at the LHC, a multi-phase transport (AMPT) model has been developed. It consists mainly of four components: the HIJING model to convert the initial incident energy to the production of hard minijet partons and soft strings, with excited strings further converting to partons in the

AMPT model with string melting; Zhang's parton cascade (ZPC) to model the interactions among partons; the Lund string fragmentation as implemented in JETSET/PYTHIA to convert the excited strings to hadrons in the default model or a simple quark coalescence model to convert partons into hadrons in the case of string melting; and the extended relativistic transport (ART) model for describing interactions among hadrons. In this paper, we have described in detail the physics input in each component and how the different components are combined to give a comprehensive description of the dynamics of relativistic heavy ion collisions. We have used this model to study various observables in heavy ion collisions and to address the relative importance of partonic and hadronic effects on these observables. In particular, the AMPT model has been used to study the rapidity distributions of particles such as pions, kaons, protons and antiprotons, their transverse momentum spectra, the elliptic flow, and the interferometry of two identical mesons. We find that the default AMPT model (current version 1.11) gives a reasonable description of rapidity distributions and transverse momentum spectra, while the AMPT model with string melting (current version 2.11) describes both the magnitude of the elliptic flow at mid-rapidity and the pion correlation function with a parton cross section of about 6 mb.

High energy heavy ion collisions is a complex process involving the initial conditions, the interactions of initially produced partons and of later hadronic matter as well as the transition between these two phases of matter. The AMPT model is an attempt to incorporate these different physics as much as we can at present. Since there are many uncertainties in the AMPT model, the model is currently more a simulation tool rather than a finalized code. Nevertheless, this model provides the possibility to study the dependence of various observables on these physical effects. For example, we have found that the elliptic flows are sensitive to early parton dynamics, and the HBT interferometry is instead affected by the complicated late hadron freeze-out dynamics. The AMPT model can be extended, e.g., to include hydrodynamic evolution at the early stage when local thermalization is likely, in order to conveniently study the equation of state of the partonic matter. Experiments at RHIC such as d+A can also help to reduce the uncertainties in the physical input such as the parton distribution functions in heavy nuclei. With continuing efforts in both theoretical and experimental heavy ion physics, we hope that this multi-phase transport model will eventually incorporate the essential elements of the underlying theory of QCD to provide a reliable description of different observables in heavy ion collisions within one coherent picture, and help us to learn from relativistic heavy ion collisions the properties of the quark-gluon plasma formed during the early stage of the collisions.

Acknowledgments

We thank L.W. Chen, V. Greco, M. Gyulassy, U. Heinz, H. Huang, D. Molnar, M. Murray, and N. Xu for useful discussions. Z.W.L. and B.Z. thank the Department of Energy Institute for Nuclear Theory at the University of Washington for hospitality during the INT-03-1 program “The first three years of heavy ion physics at RHIC” where part of the work was done. We also thank the Parallel Distributed System Facility at the National Energy Research Scientific Computer Center for providing computer resources. This work was supported by the U.S. National Science Foundation under Grant Nos. PHY-0098805 (Z.W.L., S.P., and C.M.K.), PHY-0457265 (C.M.K.), PHY-0354572 (B.A.L.), and PHY-0140046 (B.Z.), the U.S. Department of Energy under Grant No. DE-FG02-01ER41190 (Z.W.L.), the Welch Foundation under Grant No. A-1358 (Z.W.L., S.P., and C.M.K.).

APPENDIX: AMPT USERS’ GUIDE

The default AMPT model (current version 1.11) and the AMPT model with string melting (current version 2.11) both use an initialization file ‘input.ampt’. The analysis directory ‘ana/’ contains the resulting data files. The final particle record file is ‘ana/ampt.dat’. The version number of AMPT is written to both ‘ana/version’ and ‘nohup.out’ files. The AMPT source code has been tested for both *f77* and *pgf77* compilers on the UNIX, Linux, and OSF1 operating systems.

To run the AMPT program, one needs to:

1. set the initial parameters in ‘input.ampt’. If one prefers to use run-time random number seed, set ‘ihjsed=11’. In this way, every run is different even with the same ‘input.ampt’ file.
2. type ‘**sh exec &**’ to compile and run the executable ‘ampt’ with some general information written in ‘nohup.out’.

Key initial parameters in ‘input.ampt’ are:

EFRM: $\sqrt{s_{NN}}$ in GeV, e.g. 200 for the maximum RHIC energy.

NEVNT: the total number of events.

BMIN, BMAX: the minimum and maximum impact parameters (in fm) for all events with BMAX having an upper limit of HIPR1(34)+HIPR1(35) (=19.87 fm for d+Au collisions and 25.60 fm for Au+Au collisions).

ISOFT: choice of parton-hadron conversion scenario.
 =1: default AMPT model (version 1.x);
 =4: the AMPT model with string melting (version 2.y).

Note that values of 2, 3, and 5 have never been used for publications. They are tests of other string melting scenarios:

- =2: a string is decomposed into q+qq+minijet partons instead of using the Lund fragmentation;
- =3: a baryon is decomposed into q+qq instead of 3 quarks;
- =5: same as 4 but partons freeze out according to local energy density.

NTMAX: the number of time-steps for hadron cascade, default(D)=150. Note that NTMAX=3 effectively turns off hadron cascade, and a larger than the default value is usually necessary for observables at large rapidity or large pseudorapidity. We use NTMAX=1000 for HBT studies in central Au+Au collisions due to the need for the space-time information of last interactions and for LHC calculations due to the longer lifetime of the formed matter.

DT: value of the time-step (in fm/c) for hadron cascade, D=0.2. Note that $t_{cut} = NTMAX \times DT$ is the termination time of hadron cascade.

PARJ(41): parameter a in the Lund symmetric fragmentation function.

PARJ(42): parameter b in the Lund symmetric fragmentation function (in GeV^{-2}). Note that we use default value in HIJING ($a = 0.5$ and $b = 0.9$) for d+Au collisions, and $a = 2.2$ and $b = 0.5$ for collisions of heavy nuclei.

flag for popcorn mechanism: D=1(Yes) turns on the popcorn mechanism. In general, it increases baryon stopping.

PARJ(5): controls $B\bar{M}\bar{B}$ vs. $B\bar{B}$ in the popcorn mechanism, D=1.0.

shadowing flag: D=1(Yes) turns on nuclear shadowing.

quenching flag: D=0(No) turns off jet quenching since the parton cascade ZPC simulates final-state effects.

p0 cutoff: D=2.0 (in GeV/c) for p_0 in HIJING for mini-jet production.

parton screening mass: controls the parton cross section, D=3.2264 (in fm^{-1}). Its square is inversely proportional to the parton cross section. Use D=3.2264 for 3mb, and 2.2814 for 6mb.

ihjsed: choice of the random number seed, D=0.
 =0: take the ‘Ran Seed for HIJING’ in ‘input.ampt’ and disregard the random value generated in the file ‘exec’.
 =11: take the HIJING random seed at runtime from the file ‘exec’, with the seed written in ‘nohup.out’ and ‘ana/version’.

Ran Seed for HIJING: random number seed for HIJING when ihjseed=0.

Kshort decay flag: depends on the experimental correction procedure, D=0 turns off Kshort decays after the hadron cascade. Note that decays of the following resonances and their antiparticles are always included: ρ , ω , η , K^* , ϕ , Δ , $N^*(1440)$, $N^*(1535)$, Σ^0 (in order to include its feed down to Λ).

optional OSCAR output: if set to 1, outputs in OSCAR1997A format [60] are written in ‘ana/parton.oscar’ and ‘ana/hadron.oscar’.

dpcoal: parton coalescence distance in momentum space (in GeV/c).

drcoal: parton coalescence distance in coordinate space (in fm). dpcoal, drcoal both have $D=10^6$ for nearest-neighbor coalescence in the AMPT model with string melting.

Key output file are:

ana/ampt.dat: It contains particle records at hadron kinetic freeze-out, i.e., at the last interaction. For each event, the first line gives: event number, test number(=1), number of particles in the event, impact parameter, total number of participant nucleons in projectile, total number of participant nucleons in target, number of participant nucleons in projectile due to elastic collisions, number of participant nucleons in projectile due to inelastic collisions, and corresponding numbers in target. Note

that participant nucleon numbers include nucleons participating in both elastic and inelastic collisions. Each of the following lines gives: PYTHIA particle ID number, three-momentum(p_x, p_y, p_z), mass, and space-time coordinates(x, y, z, t) of one final particle at freeze-out. Note that momenta are in units of GeV/c, mass in GeV/c², space in fm, and time in fm/c. If a particle comes from the decay of a resonance which still exists at the termination time of hadron cascade, then its space-time corresponds to the decay point of the parent resonance. Also note that the x-axis in the AMPT program is defined as the direction along the impact parameter, and the z-axis is defined as the beam direction.

ana/zpc.dat: similar to ‘ana/ampt.dat’ but for partons. The first line of each event gives: event number, number of partons in the event, impact parameter, number of participant nucleons in projectile due to elastic collisions, number of participant nucleons in projectile due to inelastic collisions, and corresponding numbers in target. Each of the following lines gives: PYTHIA particle ID number, three-momentum(p_x, p_y, p_z), mass, and space-time coordinates(x, y, z, t) of one final parton at freeze-out.

-
- [1] P. Braun-Munzinger, J. Stachel, J. P. Wessels and N. Xu, Phys. Lett. B **344**, 43 (1995).
- [2] J. Cleymans and K. Redlich, Phys. Rev. Lett. **81**, 5284 (1998).
- [3] P. Braun-Munzinger, I. Heppe and J. Stachel, Phys. Lett. B **465**, 15 (1999).
- [4] F. Becattini, J. Cleymans, A. Keranen, E. Suhonen and K. Redlich, Phys. Rev. C **64**, 024901 (2001).
- [5] C. M. Hung and E. V. Shuryak, Phys. Rev. Lett. **75**, 4003 (1995).
- [6] D. H. Rischke, S. Bernard and J. A. Maruhn, Nucl. Phys. A **595**, 346 (1995).
- [7] D. H. Rischke, Y. Pурсun and J. A. Maruhn, Nucl. Phys. A **595**, 383 (1995) [Erratum-ibid. A **596**, 717 (1996)].
- [8] P. F. Kolb, P. Huovinen, U. W. Heinz and H. Heiselberg, Phys. Lett. B **500**, 232 (2001).
- [9] P. Huovinen, P. F. Kolb, U. W. Heinz, P. V. Ruuskanen and S. A. Voloshin, Phys. Lett. B **503**, 58 (2001).
- [10] P. F. Kolb, U. W. Heinz, P. Huovinen, K. J. Eskola and K. Tuominen, Nucl. Phys. A **696**, 197 (2001).
- [11] D. Teaney, J. Lauret and E. V. Shuryak, arXiv:nucl-th/0110037.
- [12] H. Sorge, H. Stocker and W. Greiner, Nucl. Phys. A **498**, 567C (1989).
- [13] Y. Pang, T. J. Schlagel and S. H. Kahana, Phys. Rev. Lett. **68**, 2743 (1992).
- [14] B. A. Li and C. M. Ko, Phys. Rev. C **52**, 2037 (1995).
- [15] B. H. Sa and A. Tai, Comput. Phys. Commun. **90**, 121 (1995).
- [16] H. Sorge, Phys. Rev. C **52**, 3291 (1995).
- [17] S. Jeon and J. Kapusta, Phys. Rev. C **56**, 468 (1997).
- [18] B. Zhang, Comput. Phys. Commun. **109**, 193 (1998).
- [19] S. A. Bass *et al.*, Prog. Part. Nucl. Phys. **41**, 225 (1998).
- [20] T. J. Humanic, Phys. Rev. C **57**, 866 (1998).
- [21] A. Tai and B. H. Sa, Comput. Phys. Commun. **116**, 353 (1999).
- [22] D. E. Kahana and S. H. Kahana, Phys. Rev. C **58**, 3574 (1998).
- [23] D. Molnar and M. Gyulassy, Phys. Rev. C **62**, 054907 (2000).
- [24] D. E. Kahana and S. H. Kahana, Phys. Rev. C **63**, 031901 (2001).
- [25] B. Li, A. T. Sustich, B. Zhang and C. M. Ko, Int. J. Mod. Phys. E **10**, 267 (2001).
- [26] B. H. Sa, X. Cai, A. Tai and D. M. Zhou, Phys. Rev. C **66**, 044902 (2002).
- [27] See, e.g., Y. L. Dokshitzer, V. A. Khoze, A. H. Mueller and S. I. Troian, *Gif-sur-Yvette, France: Ed. Frontieres*

- (1991) 274 p. (*Basics of Perturbative QCD*); R. Brock *et al.* [CTEQ Collaboration], *Rev. Mod. Phys.* **67**, 157 (1995).
- [28] X. N. Wang, *Phys. Rept.* **280**, 287 (1997).
- [29] L. D. McLerran and R. Venugopalan, *Phys. Rev. D* **49**, 2233 (1994).
- [30] L. D. McLerran and R. Venugopalan, *Phys. Rev. D* **49**, 3352 (1994).
- [31] Y. V. Kovchegov and D. H. Rischke, *Phys. Rev. C* **56**, 1084 (1997).
- [32] D. Kharzeev and E. Levin, *Phys. Lett. B* **523**, 79 (2001).
- [33] D. Kharzeev, E. Levin and M. Nardi, *Nucl. Phys. A* **730**, 448 (2004) [Erratum-ibid. A **743**, 329 (2004)].
- [34] D. Kharzeev and M. Nardi, *Phys. Lett. B* **507**, 121 (2001).
- [35] K. J. Eskola, K. Kajantie, P. V. Ruuskanen and K. Tuominen, *Nucl. Phys. B* **570**, 379 (2000).
- [36] K. J. Eskola, K. Kajantie and K. Tuominen, *Phys. Lett. B* **497**, 39 (2001).
- [37] K. J. Eskola, K. Kajantie, P. V. Ruuskanen and K. Tuominen, *Phys. Lett. B* **543**, 208 (2002).
- [38] R. Baier, A. H. Mueller, D. Schiff and D. T. Son, *Phys. Lett. B* **502**, 51 (2001).
- [39] B. Zhang, C. M. Ko, B. A. Li and Z. W. Lin, arXiv:nucl-th/9904075, *Atlanta 1999, Heavy ion physics from Bevalac to RHIC*, 146.
- [40] B. Zhang, C. M. Ko, B. A. Li and Z. W. Lin, *Phys. Rev. C* **61**, 067901 (2000).
- [41] B. Zhang, C. M. Ko, B. A. Li, Z. W. Lin and B. H. Sa, *Phys. Rev. C* **62**, 054905 (2000).
- [42] Z. W. Lin, S. Pal, C. M. Ko, B. A. Li and B. Zhang, *Phys. Rev. C* **64**, 011902 (2001).
- [43] Z. W. Lin, S. Pal, C. M. Ko, B. A. Li and B. Zhang, *Nucl. Phys. A* **698**, 375 (2002), also see <http://nt4.phys.columbia.edu/people/zlin/PUBLICATIONS/lin-qm01.pdf>.
- [44] S. Pal, C. M. Ko and Z. W. Lin, *Nucl. Phys. A* **730**, 143 (2004).
- [45] Z. W. Lin and C. M. Ko, *Phys. Rev. C* **65**, 034904 (2002).
- [46] B. Zhang, C. M. Ko, B. A. Li, Z. W. Lin and S. Pal, *Phys. Rev. C* **65**, 054909 (2002).
- [47] S. Pal, C. M. Ko and Z. W. Lin, *Nucl. Phys. A* **707**, 525 (2002).
- [48] Z. W. Lin, C. M. Ko and S. Pal, *Phys. Rev. Lett.* **89**, 152301 (2002).
- [49] Z. W. Lin and C. M. Ko, *Phys. Rev. C* **68**, 054904 (2003).
- [50] Z. W. Lin and C. M. Ko, *J. Phys. G* **30**, S263 (2004).
- [51] X. N. Wang, *Phys. Rev. D* **43**, 104 (1991).
- [52] X. N. Wang and M. Gyulassy, *Phys. Rev. D* **44**, 3501 (1991).
- [53] X. N. Wang and M. Gyulassy, *Phys. Rev. D* **45**, 844 (1992).
- [54] M. Gyulassy and X. N. Wang, *Comput. Phys. Commun.* **83**, 307 (1994).
- [55] Version 1.383 of the HIJING program is available at <http://www.nsdth.lbl.gov/~xnwang/hijing/dload.html>.
- [56] G. C. Rossi and G. Veneziano, *Nucl. Phys. B* **123**, 507 (1977); L. Montanet, G. C. Rossi and G. Veneziano, *Phys. Rept.* **63**, 149 (1980); D. Kharzeev, *Phys. Lett. B* **378**, 238 (1996); S. E. Vance, M. Gyulassy and X. N. Wang, *Phys. Lett. B* **443**, 45 (1998); V. T. Pop, M. Gyulassy, J. Barrette, C. Gale, X. N. Wang and N. Xu, *Phys. Rev. C* **70**, 064906 (2004).
- [57] B. Andersson, G. Gustafson and B. Soderberg, *Z. Phys. C* **20**, 317 (1983).
- [58] B. Andersson, G. Gustafson, G. Ingelman and T. Sjostrand, *Phys. Rept.* **97**, 31 (1983).
- [59] T. Sjostrand, *Comput. Phys. Commun.* **82**, 74 (1994); program updates and documentation can be found at URL No. <http://www.thep.lu.se/tf2/staff/torbjorn/Pythia.html>.
- [60] The Open Standard Codes and Routines (OSCAR) project at <http://www.cunuke.phys.columbia.edu/OSCAR/>
- [61] See EPAPS Document No. E-PRVCAN-72-781512 for the full source code of the AMPT model in the Fortran 77 language and instructions for users. A brief link to this document may be found in the online article's HTML reference section. The document may also be reached via the EPAPS homepage (<http://www.aip.org/pubservs/epaps.html>) or from <ftp.aip.org> in the directory /epaps. See the EPAPS homepage for more information.
- [62] D. W. Duke and J. F. Owens, *Phys. Rev. D* **30**, 49 (1984).
- [63] S. Y. Li and X. N. Wang, *Phys. Lett. B* **527**, 85 (2002).
- [64] V. Topor Pop *et al.*, *Phys. Rev. C* **68**, 054902 (2003).
- [65] X. N. Wang and M. Gyulassy, *Phys. Rev. Lett.* **86**, 3496 (2001).
- [66] M. Arneodo *et al.* [European Muon Collaboration], *Nucl. Phys. B* **333**, 1 (1990); P. Amaudruz *et al.* [New Muon Collaboration], *Z. Phys. C* **51**, 387 (1991); M. R. Adams *et al.* [E665 Collaboration], *Phys. Rev. Lett.* **68**, 3266 (1992).
- [67] A. H. Mueller and J. W. Qiu, *Nucl. Phys. B* **268**, 427 (1986); J. W. Qiu, *Nucl. Phys. B* **291**, 746 (1987); J. C. Collins and J. Kwiecinski, *Nucl. Phys. B* **335**, 89 (1990); T. Gousset and H. J. Pirner, *Phys. Lett. B* **375**, 349 (1996).
- [68] M. Gyulassy and X. N. Wang, *Nucl. Phys. B* **420**, 583 (1994).
- [69] D. Kharzeev and M. Nardi, *Phys. Lett. B* **507**, 121 (2001).
- [70] J. D. Bjorken, *Phys. Rev. D* **27**, 140 (1983).
- [71] M. I. Pavkovic, *Phys. Rev. D* **13**, 2128 (1976).
- [72] We have checked numerically that the average \sqrt{s} in AMPT is around 500 to 600 MeV, which is comparable to the default value of $\mu = 3 \text{ fm}^{-1}$ but not larger. Eq. (8) thus might be oversimplified.
- [73] T. S. Biro, P. Levai and J. Zimanyi, *Phys. Lett. B* **347**, 6 (1995); T. S. Biro, arXiv:hep-ph/0005067; J. Zimanyi, T. S. Biro, T. Csorgo and P. Levai, *Phys. Lett. B* **472**, 243 (2000); J. Zimanyi, P. Levai, T. Csorgo and T. S. Biro, arXiv:hep-ph/0103156.
- [74] The general Lund flavor-dependent symmetric fragmentation function involves two a parameters which are different for quark and diquark fragmentation/production, while the b parameter is universal. As in the default PYTHIA model, the a parameter for diquarks is larger than that for quarks by 0.5 in the AMPT model. Eq. (9) is the simplified expression, where a corresponds to quark production in a $q\bar{q}$ string.
- [75] J. S. Schwinger, *Phys. Rev.* **128**, 2425 (1962).
- [76] For central Pb+Pb collisions at the SPS (see Figs. 16 and 17), we find that with the formation time increased from 0.7 fm/c to 1.2 fm/c in the default AMPT model

- the rapidity distributions of negative hadrons and pions are slightly higher (by about 3% on the average), protons change within about 3%, kaons are lower by about 5%, and antiprotons are lower by about 10%. The decrease in kaons and increase in pions are due to fewer hadronic interactions which produce strangeness, and the decrease in antiprotons is due to a smaller diffusion of baryons into the mid-rapidity region.
- [77] We have checked numerically that the violation of total energy in any event with string melting is between -0.4% and 1.7% for 5000 minimum-bias Au+Au events at $\sqrt{s_{NN}} = 130$ GeV. However, the violation in transverse energy could be much larger. For example, take $\delta y \sim 6$, $\langle E_T \rangle \sim 0.5$ GeV and $dN_{total}/dy \sim 1350$ for central Au+Au collisions at $\sqrt{s_{NN}} = 200$ GeV and attribute all the violation in total energy to the transverse direction for a worst-case estimate, then an 1% violation (or 400 GeV) in total energy translates to 67 GeV violation in transverse energy at mid-rapidity, a violation of up to 10%.
- [78] B. A. Li, A. T. Sustich, B. Zhang and C. M. Ko, *Int. J. Mod. Phys. E* **10**, 267 (2001).
- [79] B. A. Li, C. M. Ko and W. Bauer, *Int. J. Mod. Phys. E* **7**, 147 (1998).
- [80] G. Q. Li, C. M. Ko and G. E. Brown, *Phys. Rev. Lett.* **75**, 4007 (1995); G. Q. Li, C. M. Ko and G. E. Brown, *Nucl. Phys. A* **606**, 568 (1996); C. M. Ko and G. Q. Li, *J. Phys. G* **22**, 1673 (1996); W. Cassing and E. L. Bratkovskaya, *Phys. Rept.* **308**, 65 (1999); R. Rapp and J. Wambach, *Adv. Nucl. Phys.* **25**, 1 (2000).
- [81] G. Song, B. A. Li and C. M. Ko, *Nucl. Phys. A* **646**, 481 (1999).
- [82] J. Cugnon, P. Deneye and J. Vandermeulen, *Phys. Rev. C* **41**, 1701 (1990).
- [83] C. M. Ko, *Phys. Rev. C* **23**, 2760 (1981).
- [84] G. E. Brown, C. M. Ko, Z. G. Wu and L. H. Xia, *Phys. Rev. C* **43**, 1881 (1991).
- [85] G. J. Wang, R. Bellwied, C. Pruneau and G. Welke, arXiv:nucl-th/9806006; nucl-th/9807036.
- [86] C. M. Ko and R. Yuan, *Phys. Lett. B* **192**, 31 (1987).
- [87] P. Koch, B. Muller and J. Rafelski, *Phys. Rept.* **142**, 167 (1986).
- [88] C. H. Li and C. M. Ko, *Nucl. Phys. A* **712**, 110 (2002).
- [89] S. Pal, C. M. Ko, J. M. Alexander, P. Chung and R. A. Lacey, *Phys. Lett. B* **595**, 158 (2004).
- [90] W. S. Chung, G. Q. Li and C. M. Ko, *Nucl. Phys. A* **625**, 347 (1997).
- [91] C. M. Ko and B. H. Sa, *Phys. Lett. B* **258**, 6 (1991).
- [92] C. M. Ko and D. Seibert, *Phys. Rev. C* **49**, 2198 (1994).
- [93] L. Alvarez-Ruso and V. Koch, *Phys. Rev. C* **65**, 054901 (2002).
- [94] H. J. Behrend *et al.*, *Phys. Lett. B* **56**, 408 (1975).
- [95] H. Joos, *Phys. Lett. B* **24**, 103 (1967).
- [96] We also found [47] that using 8.3 mb as elastic cross sections of the ϕ meson increases only slightly the slope parameter when compared to results using 0.56 mb and 2mb respectively for the ϕ meson elastic cross section with a nucleon and a meson.
- [97] W. Liu, C. M. Ko and L. W. Chen, arXiv:nucl-th/0505075.
- [98] In AMPT calculations on pp and $p\bar{p}$ collisions in Sec. III the hadron cascade was turned off. We have checked that results on the observables shown in Sec. III remain the same after hadronic scatterings were included. Note that all partonic interactions were, however, still included.
- [99] G. J. Alner *et al.* [UA5 Collaboration], *Z. Phys. C* **33**, 1 (1986).
- [100] M. Aguilar-Benitez *et al.*, *Z. Phys. C* **50**, 405 (1991).
- [101] V. Blobel *et al.* [Bonn-Hamburg-Munich Collaboration], *Nucl. Phys. B* **69**, 454 (1974).
- [102] T. Alexopoulos *et al.*, *Phys. Rev. Lett.* **64**, 991 (1990).
- [103] T. Alexopoulos *et al.*, *Phys. Rev. Lett.* **60**, 1622 (1988).
- [104] F. Abe *et al.* [CDF Collaboration], *Phys. Rev. D* **41**, 2330 (1990).
- [105] S. V. Afanasiev *et al.* [The NA49 Collaboration], *Phys. Rev. C* **66**, 054902 (2002).
- [106] T. Alexopoulos *et al.* [E735 Collaboration], *Phys. Rev. D* **48**, 984 (1993).
- [107] B. Alper *et al.* [British-Scandinavian Collaboration], *Nucl. Phys. B* **87**, 19 (1975).
- [108] H. Appelhauser *et al.* [NA49 Collaboration], *Phys. Rev. Lett.* **82**, 2471 (1999).
- [109] J. Bachler *et al.* [NA49 Collaboration], *Nucl. Phys. A* **661**, 45 (1999).
- [110] B. B. Back *et al.* [PHOBOS Collaboration], *Phys. Rev. Lett.* **85**, 3100 (2000).
- [111] B. B. Back *et al.* [PHOBOS Collaboration], *Phys. Rev. C* **65**, 031901 (2002).
- [112] B. B. Back *et al.* [PHOBOS Collaboration], *Phys. Rev. Lett.* **87**, 102303 (2001); **88**, 022302 (2002).
- [113] I. G. Bearden *et al.* [BRAHMS Collaboration], *Phys. Rev. Lett.* **94**, 162301 (2005).
- [114] I. G. Bearden *et al.* [BRAHMS Collaborations], *Phys. Lett. B* **523**, 227 (2001).
- [115] I. G. Bearden *et al.* [BRAHMS Collaboration], *Phys. Rev. Lett.* **88**, 202301 (2002).
- [116] X. N. Wang and M. Gyulassy, *Phys. Rev. Lett.* **68**, 1480 (1992).
- [117] S. Jeon and J. Kapusta, *Phys. Rev. C* **63**, 011901 (2001).
- [118] X. N. Wang, *Nucl. Phys. A* **698**, 296 (2002).
- [119] X. N. Wang, *Nucl. Phys. A* **702**, 238 (2002).
- [120] L. Ahle *et al.* [E866 Collaboration], *Phys. Lett. B* **476**, 1 (2000); *ibid.* **490**, 53 (2000).
- [121] J. L. Klay *et al.* [E-0895 Collaboration], *Phys. Rev. C* **68**, 054905 (2003).
- [122] L. Ahle *et al.* [E802 Collaboration], *Phys. Rev. C* **57**, 466 (1998); *ibid.* **58**, 3523 (1998); *Phys. Rev. Lett.* **81**, 2650 (1998).
- [123] S. S. Adler *et al.* [PHENIX Collaboration], *Phys. Rev. C* **69**, 034909 (2004).
- [124] K. Adcox *et al.* [PHENIX Collaboration], *Phys. Rev. Lett.* **89**, 092302 (2002); *Phys. Rev. C* **69**, 024904 (2004).
- [125] C. Adler *et al.* [STAR Collaboration], *Phys. Lett. B* **595**, 143 (2004).
- [126] J. Adams *et al.* [STAR Collaboration], *Phys. Rev. Lett.* **92**, 112301 (2004).
- [127] Data on the K^+/π^+ ratio around the laboratory energy of 30A GeV show interesting structures [105], however a detailed study using the AMPT model has not been done. Because the mean-field potentials at these energies may significantly affect the K/π ratio [14], they need to be included in the AMPT model before this issue can be addressed in detail.
- [128] I. G. Bearden *et al.* [BRAHMS Collaboration], *Phys. Rev. Lett.* **93**, 102301 (2004).
- [129] K. Adcox *et al.* [PHENIX Collaboration], *Phys. Rev.*

- Lett. **88**, 242301 (2002).
- [130] G. Q. Li and C. M. Ko, Nucl. Phys. A **582**, 731 (1995).
- [131] W. S. Chung, C. M. Ko and G. Q. Li, Nucl. Phys. A **641**, 357 (1998).
- [132] M. Asakawa and C. M. Ko, Nucl. Phys. A **572**, 732 (1994).
- [133] C. M. Ko, V. Koch and G. Q. Li, Ann. Rev. Nucl. Part. Sci. **47**, 505 (1997).
- [134] S. V. Afanasev *et al.* [NA49 Collaboration], Phys. Lett. B **491**, 59 (2000).
- [135] M. C. Abreu *et al.* [NA50 Collaboration], J. Phys. G **27**, 405 (2001); and references therein.
- [136] B. Muller and J. Rafelski, Phys. Lett. B **101**, 111 (1981).
- [137] Z. W. Lin and C. M. Ko, Phys. Rev. Lett. **89**, 202302 (2002).
- [138] S. A. Voloshin, Nucl. Phys. A **715**, 379 (2003).
- [139] D. Molnar and S. A. Voloshin, Phys. Rev. Lett. **91**, 092301 (2003).
- [140] R. J. Fries, B. Muller, C. Nonaka and S. A. Bass, Phys. Rev. Lett. **90**, 202303 (2003).
- [141] V. Greco, C. M. Ko and P. Levai, Phys. Rev. Lett. **90**, 202302 (2003).
- [142] Z. W. Lin and D. Molnar, Phys. Rev. C **68**, 044901 (2003).
- [143] V. Greco, C. M. Ko and R. Rapp, Phys. Lett. B **595**, 202 (2004).
- [144] V. Greco, C. M. Ko and P. Levai, Phys. Rev. C **68**, 034904 (2003).
- [145] R. J. Fries, B. Muller, C. Nonaka and S. A. Bass, Phys. Rev. C **68**, 044902 (2003).
- [146] T. Matsui and H. Satz, Phys. Lett. B **178**, 416 (1986).
- [147] O. Kaczmarek, F. Karsch, E. Laermann and M. Lutgemeier, Phys. Rev. D **62**, 034021 (2000).
- [148] See, e.g., F. Karsch, Nucl. Phys. A **698**, 199 (2002).
- [149] V. Borynyakov *et al.*, Nucl. Phys. Proc. Suppl. **119**, 703 (2003).
- [150] D. Kharzeev, C. Lourenco, M. Nardi and H. Satz, Z. Phys. C **74**, 307 (1997).
- [151] U. W. Heinz and M. Jacob, arXiv:nucl-th/0002042.
- [152] D. M. Alde *et al.*, Phys. Rev. Lett. **66**, 133 (1991).
- [153] M. J. Leitch *et al.* [FNAL E866/NuSea collaboration], Phys. Rev. Lett. **84**, 3256 (2000).
- [154] M. C. Abreu *et al.* [NA50 Collaboration], Phys. Lett. B **410**, 337 (1997).
- [155] E. V. Shuryak, Phys. Lett. B **78**, 150 (1978).
- [156] X. M. Xu, D. Kharzeev, H. Satz and X. N. Wang, Phys. Rev. C **53**, 3051 (1996).
- [157] S. Gavin and R. Vogt, Phys. Rev. Lett. **78**, 1006 (1997).
- [158] W. Cassing and C. M. Ko, Phys. Lett. B **396**, 39 (1997).
- [159] J. Geiss, C. Greiner, E. L. Bratkovskaya, W. Cassing and U. Mosel, Phys. Lett. B **447**, 31 (1999).
- [160] D. E. Kahana and S. H. Kahana, Phys. Rev. C **59**, 1651 (1999).
- [161] C. Spieles, R. Vogt, L. Gerland, S. A. Bass, M. Bleicher, H. Stocker and W. Greiner, Phys. Rev. C **60**, 054901 (1999).
- [162] B. H. Sa, A. Tai, H. Wang and F. H. Liu, Phys. Rev. C **59**, 2728 (1999).
- [163] C. Spieles *et al.*, Phys. Lett. B **458**, 137 (1999).
- [164] A. Capella, E. G. Ferreira and A. B. Kaidalov, Phys. Rev. Lett. **85**, 2080 (2000).
- [165] K. L. Haglin, Phys. Rev. C **61**, 031902 (2000).
- [166] Z. W. Lin and C. M. Ko, Phys. Rev. C **62**, 034903 (2000).
- [167] W. Liu, C. M. Ko and Z. W. Lin, Phys. Rev. C **65**, 015203 (2002).
- [168] A. Sibirtsev, K. Tsushima and A. W. Thomas, Phys. Rev. C **63**, 044906 (2001).
- [169] F. S. Navarra, M. Nielsen, R. S. Marques de Carvalho and G. Krein, Phys. Lett. B **529**, 87 (2002).
- [170] C. Y. Wong, E. S. Swanson and T. Barnes, Phys. Rev. C **62**, 045201 (2000).
- [171] C. Y. Wong, T. Barnes, E. S. Swanson and H. W. Crater, arXiv:nucl-th/0112023.
- [172] R. L. Thews, M. Schroedter and J. Rafelski, Phys. Rev. C **63**, 054905 (2001).
- [173] P. Braun-Munzinger and J. Stachel, Phys. Lett. B **490**, 196 (2000).
- [174] P. Braun-Munzinger and J. Stachel, Nucl. Phys. A **690**, 119 (2001).
- [175] L. Grandchamp and R. Rapp, Phys. Lett. B **523**, 60 (2001).
- [176] The current version of the AMPT model (v1.11 and v2.11) does not include the option of treating J/ψ dynamics.
- [177] S. Batsouli, S. Kelly, M. Gyulassy and J. L. Nagle, Phys. Lett. B **557**, 26 (2003).
- [178] J. Barrette *et al.* [E877 Collaboration], Phys. Rev. Lett. **73**, 2532 (1994).
- [179] H. Appelshauser *et al.* [NA49 Collaboration], Phys. Rev. Lett. **80**, 4136 (1998).
- [180] J.Y. Ollitrault, Phys. Rev. D **46**, 229 (1992).
- [181] H. Sorge, Phys. Rev. Lett. **78**, 2309 (1997); Phys. Rev. Lett. **82**, 2048 (1999).
- [182] P. Danielewicz, R. A. Lacey, P. B. Gossiaux, C. Pinkenburg, P. Chung, J. M. Alexander and R. L. McGrath, Phys. Rev. Lett. **81**, 2438 (1998).
- [183] Y. Zheng, C. M. Ko, B. A. Li and B. Zhang, Phys. Rev. Lett. **83**, 2534 (1999).
- [184] K. H. Ackermann *et al.* [STAR Collaboration], Phys. Rev. Lett. **86**, 402 (2001).
- [185] R. A. Lacey [PHENIX Collaboration], Nucl. Phys. A **698**, 559 (2002).
- [186] I. C. Park *et al.* [PHOBOS Collaboration], Nucl. Phys. A **698**, 564 (2002).
- [187] R. J. Snellings [STAR Collaboration], Nucl. Phys. A **698**, 193 (2002).
- [188] B. B. Back *et al.* [PHOBOS Collaboration], Phys. Rev. Lett. **89**, 222301 (2002).
- [189] C. Adler *et al.* [STAR Collaboration], Phys. Rev. C **66**, 034904 (2002).
- [190] K. Adcox [PHENIX Collaboration], Phys. Rev. Lett. **89**, 212301 (2002).
- [191] C. Roland *et al.* [PHOBOS Collaboration], Nucl. Phys. A **698**, 54 (2002).
- [192] C. Adler *et al.* [STAR Collaboration], Phys. Rev. Lett. **87**, 182301 (2001).
- [193] H. Heiselberg and R. Mattiello, Phys. Rev. C **60**, 044902 (1999).
- [194] M. Gyulassy, I. Vitev and X. N. Wang, Phys. Rev. Lett. **86**, 2537 (2001).
- [195] X. N. Wang, Phys. Rev. C **63**, 054902 (2001).
- [196] H. Heiselberg and A. Levy, Phys. Rev. C **59**, 2716 (1999).
- [197] P. Huovinen, P. F. Kolb and U. W. Heinz, Nucl. Phys. A **698**, 475 (2002).
- [198] T. J. Humanic, Nucl. Phys. A **715**, 641 (2003).
- [199] E. E. Zabrodin, C. Fuchs, L. V. Bravina and A. Faessler,

- Phys. Lett. B **508**, 184 (2001).
- [200] B. Zhang, M. Gyulassy and C. M. Ko, Phys. Lett. B **455**, 45 (1999).
- [201] D. Molnar and M. Gyulassy, Nucl. Phys. A **698**, 379 (2002); Nucl. Phys. A **697**, 495 (2002) [Erratum-ibid. A **703**, 893 (2002)].
- [202] D. Teaney, J. Lauret and E. V. Shuryak, Phys. Rev. Lett. **86**, 4783 (2001); Nucl. Phys. A **698**, 479 (2002).
- [203] C. Adler *et al.* [STAR Collaboration], Phys. Rev. Lett. **89**, 132301 (2002).
- [204] C. Adler *et al.* [STAR Collaboration], Phys. Rev. Lett. **90**, 032301 (2003).
- [205] B. B. Back *et al.* [PHOBOS Collaboration], arXiv:nucl-ex/0407012.
- [206] P. F. Kolb, L. W. Chen, V. Greco and C. M. Ko, Phys. Rev. C **69**, 051901 (2004).
- [207] P. Sorensen [STAR Collaboration], J. Phys. G **30**, S217 (2004).
- [208] S. S. Adler *et al.* [PHENIX Collaboration], Phys. Rev. Lett. **91**, 182301 (2003).
- [209] V. Greco and C. M. Ko, Phys. Rev. C **70**, 024901 (2004).
- [210] X. Dong, S. Esumi, P. Sorensen, N. Xu and Z. Xu, Phys. Lett. B **597**, 328 (2004).
- [211] L. W. Chen, V. Greco, C. M. Ko and P. F. Kolb, Phys. Lett. B **605**, 95 (2005). Note that a cutoff time t_{cut} of 500 fm/c is used for hadron cascade in this study of the pseudorapidity dependence of v_2 .
- [212] L. W. Chen, C. M. Ko and Z. W. Lin, Phys. Rev. C **69**, 031901 (2004).
- [213] J. Adams *et al.* [STAR Collaboration], Phys. Rev. Lett. **92**, 062301 (2004).
- [214] R. Hanbury Brown and R.Q. Twiss, Nature **178**, 1046 (1956).
- [215] S. Pratt, Phys. Rev. Lett. **53**, 1219 (1984).
- [216] G. Bertsch, M. Gong and M. Tohyama, Phys. Rev. C **37**, 1896 (1988).
- [217] S. Pratt, T. Csörgö and J. Zimanyi, Phys. Rev. C **42**, 2646 (1990).
- [218] D. H. Rischke and M. Gyulassy, Nucl. Phys. A **608**, 479 (1996).
- [219] S. Soff, S. A. Bass and A. Dumitru, Phys. Rev. Lett. **86**, 3981 (2001).
- [220] S. Soff, S. A. Bass, D. H. Hardtke and S. Y. Panitkin, Phys. Rev. Lett. **88**, 072301 (2002).
- [221] C. Adler *et al.*, STAR Collaboration, Phys. Rev. Lett. **87**, 082301 (2001).
- [222] S. C. Johnson, PHENIX Collaboration, Nucl. Phys. A **698**, 603 (2002).
- [223] K. Adcox *et al.* [PHENIX Collaboration], Phys. Rev. Lett. **88**, 192302 (2002).
- [224] U. W. Heinz and P. F. Kolb, arXiv:hep-ph/0204061, *Proceedings of the 18th Winter Workshop on Nuclear Dynamics. Edited by R. Bellwied, J. Harris, and W. Bauer. EP Systema, Debrecen, Hungary, 2002. pp. 205.*
- [225] U. A. Wiedemann and U. W. Heinz, Phys. Rept. **319**, 145 (1999).
- [226] J. P. Sullivan *et al.*, Phys. Rev. Lett. **70**, 3000 (1993).
- [227] D. Hardtke and S. A. Voloshin, Phys. Rev. C **61**, 024905 (2000).
- [228] S. Pratt *et al.*, Nucl. Phys. A **566**, 103c (1994).
- [229] J. Adams *et al.* [STAR Collaboration], Phys. Rev. Lett. **93**, 012301 (2004).
- [230] B. B. Back *et al.* [PHOBOS Collaboration], arXiv:nucl-ex/0409001, Phys. Rev. C (to be published).
- [231] D. A. Brown and P. Danielewicz, Phys. Lett. B **398**, 252 (1997); Phys. Rev. C **57**, 2474 (1998); *ibid.* **64**, 014902 (2001).
- [232] S. Y. Panitkin and D. A. Brown, Phys. Rev. C **61**, 021901 (2000).
- [233] Z. W. Lin and U. W. Heinz, in preparation.
- [234] Y. Schutz, J. Phys. G **30**, S903 (2004).
- [235] N. Armesto, C. A. Salgado and U. A. Wiedemann, Phys. Rev. Lett. **94**, 022002 (2005).
- [236] D. Kharzeev, E. Levin and M. Nardi, Nucl. Phys. A **747**, 609 (2005).
- [237] A. D. Martin, W. J. Stirling and R. G. Roberts, Phys. Rev. D **50**, 6734 (1994).
- [238] S. Kretzer, H. L. Lai, F. I. Olness and W. K. Tung, Phys. Rev. D **69**, 114005 (2004).
- [239] M. Gluck, E. Reya and A. Vogt, Z. Phys. C **67**, 433 (1995).
- [240] Z. W. Lin and C. M. Ko, Nucl. Phys. A **671**, 567 (2000).
- [241] C. Greiner and Z. Xu, arXiv:hep-ph/0406027.
- [242] D. Molnar's contribution in S. A. Bass *et al.*, Nucl. Phys. A **661**, 205 (1999).
- [243] Y. Pang, RHIC 96 Summer Study, CU-TP-815 preprint (unpublished); Generic Cascade Program (GCP) (documentation available at the OSCAR website [60]).
- [244] B. Zhang, M. Gyulassy and Y. Pang, Phys. Rev. C **58**, 1175 (1998).
- [245] S. Cheng *et al.*, Phys. Rev. C **65**, 024901 (2002).
- [246] B. B. Back *et al.* [PHOBOS Collaboration], Phys. Rev. Lett. **93**, 082301 (2004).
- [247] J. Adams *et al.* [STAR Collaboration], Phys. Rev. C **70**, 064907 (2004).
- [248] F. Simon [STAR Collaboration], J. Phys. G **31**, S1065 (2005).