

Constraints on narrow exotic states from K^+p and K_L^0p scattering data

R. L. Workman,* R. A. Arndt, and I. I. Strakovsky

Department of Physics, The George Washington University, Washington, D.C. 20052-0001

D. M. Manley† and J. Tulpan

Department of Physics, Kent State University, Kent, OH 44242-0001

We consider the effect of exotic $S=+1$ resonances Θ^+ and Θ^{++} on K^+p elastic scattering data (total cross section) and the process $K_L^0p \rightarrow K_S^0p$. Data near the observed $\Theta^+(1540)$ are examined for evidence of additional states. The width limit for a Θ^{++} state is reconsidered.

PACS numbers: 13.75.Jz, 11.80.Et, 14.20.Jn

The observation of a narrow exotic $S=+1$ resonance, the $\Theta^+(1540)$, has now been documented in the most recent edition of the Review of Particle Physics [1]. Its initial discovery at SPring-8 and subsequent apparent confirmation at facilities worldwide [2, 3, 4, 5] required the re-establishment of a PDG category (the Z^* states) long since removed due to a lack of new measurements and insufficient theoretical justification. This change in attitude was largely due to the verification of a predicted narrow state. The broad Z^* states observed earlier were at least qualitatively described by a non-exotic coupling to $K\Delta$ and K^*N states.

Given the implications of this discovery for baryon spectroscopy, a massive theoretical and experimental effort has been launched to verify the result and to search for associated states. Conclusions from this second wave of activity have been mixed at best. High-energy facilities have produced a number of negative results and the model basis for the initial prediction [6] has been criticized [7]. These developments have led to repeated studies with higher statistics and a more careful handling of systematic effects.

The most direct method to produce a resonance decaying to KN would be through kaon-nucleon and kaon-nucleus scattering. The ITEP result, scattering in a Xe bubble chamber, produced a tight width limit [3] associated with the observed peak ($\Gamma < 9$ MeV). The bulk of existing kaon-deuteron scattering and breakup data show little evidence for a resonance structure, leading to width limits below the 1 – 2 MeV level [8, 9, 10, 11, 12].

A reanalysis of the ITEP experiment [3] by Cahn and Trilling [8] has resulted in a finite width of approximately 1 MeV, with a similar value coming from Gibbs who has interpreted a bump in the K^+d total cross section data as evidence for a narrow resonance [13]. While these results have been challenged [12], we take the above estimates as a guide in searching for other associated states.

Searching for a Θ^{++} signal in the existing K^+p scattering data is much simpler task. Over a wide energy range (1500 MeV to 1700 MeV), associated with the Θ^+ and a possible related Θ^{++} , the K^+p total cross section is essentially flat and is covered by a number of independent (and consistent) measurements [14]. In a previous search [10], we scanned the database by inserting narrow states in a number of partial waves, and over a range of energies, to search for an improved fit (discounting the datapoints near to an added peak). In this study, we claimed to see no evidence for a Θ^{++} state, but provided a width limit only for the $\Theta^+(1540)$.

A more appropriate method, in the case of K^+p scattering, would be to add a resonance peak taking into account the momentum spread of the incident kaon beam. This effect is usually ignored when searching for broad states, but is crucial in cases when the resonance width is comparable to (or less than) the momentum resolution of the incident beam. A representative example is given in Fig. 1 for a beam with a momentum spread of 30 MeV/c (FWHM) [14] producing a P_{13} resonance [15] at 1600 MeV with a width of 1 MeV. Here the resonance has been directly added to the fit of Ref. [16] to give an order-of-magnitude result. We have also assumed the Θ^{++} to be an elastic resonance; no estimate is possible for a state decaying dominantly into another channel. With these assumptions, the 1 – 2 MeV limit associated with the Θ^+ is clearly much too large for a Θ^{++} candidate. If such a state exists, and decays mainly into K^+p , its width would necessarily be significantly less than 1 MeV.

In Ref. [17], we applied this method to a study of the K_L^0p total cross section. The amplitude for this process is given by $M_{K_L^0p} = (Z_0 + Z_1 + 2Y_1)/4$, where $Z_{0,1}$ are the strangeness $S = 1, I = 0$ and 1 amplitudes, and Y_1 is the $S = -1, I = 1$ amplitude. While sensitive to both isoscalar and isovector pentaquark candidates, the use of K_L^0 scattering

*Electronic address: rworkman@gwu.edu

†Electronic address: manley@kent.edu

requires knowledge of a sizable isovector $S = -1$ amplitude. This uncertainty and the rather large statistical errors associated with the existing data combined to prevent any conclusions about the exotic resonance content.

A more promising reaction is $K_L^0 p \rightarrow K_S^0 p$. The available integrated cross sections for this process have much smaller statistical errors than those associated with the $K_L^0 p$ total cross sections. The existence of angular distribution data is another advantage, as they could reveal the angular momentum associated with a Θ resonance decay. The amplitude is given by $M_{K_L^0 p \rightarrow K_S^0 p} = (Z_0 + Z_1 - 2Y_1)/4$ and is therefore also sensitive to both $S = +1$ and $S = -1$ resonances.

Our examination of this reaction was prompted by the measurement of Ref. [18], which appears to have a sharp structure slightly above 1600 MeV. This data is plotted in Fig. 2. Unfortunately, the most precise measurements of Ref. [19], which begin at the Θ^+ mass, show no sign of this structure. A less pronounced bump could be supported by the data of Ref. [20]. The energy dependence from 1500 MeV to 1700 MeV is shown in Fig. 3.

A direct computation of the integrated cross section, using the amplitudes of Refs. [16, 21] reproduces the overall shape but not the normalization. This effect was also noted in Ref. [18, 19]. Using the amplitudes of Refs. [21, 22] some improvement was found in Ref. [18] by allowing the S-wave Z_0 amplitudes to vary and become inelastic. As this solution is likely to violate unitarity, particularly at low energies, we have treated the normalization as an unknown, and have concentrated on the effect of resonances in the higher partial waves.

The expected size of a Θ^+ resonance contribution is given in Fig. 3, assuming a beam-momentum distribution with FWHM of 30 MeV/c [19]. The resonance has been placed arbitrarily at 1600 MeV, in the P_{01} KN partial-wave, assuming a width of 2 MeV and a decay into only KN final states. This has been superimposed on the smoothly varying result calculated using the amplitudes (unmodified) from Refs. [16, 21]. The absence of a structure of this magnitude in the data should not be taken as conclusive evidence against a resonance. One should note that there exists a 4-star $\Sigma(1670)$ resonance that is similarly invisible in Fig. 3.

In summary, we have extended our investigations of two-body reactions which could potentially give evidence for or against an exotic Θ resonance. No conclusive result was found. Some evidence for a structure around 1600 MeV appears in the integrated cross section for $K_L^0 p \rightarrow K_S^0 p$, but is absent in the most precise set of measurements covering this region. [One should note that a plot [23] of the K^+ -deuteron total cross section has a fluctuation at about the same lab beam momentum.] In the case of a Θ^{++} state, we have quantified the statement given in Ref. [10]. If the Θ^{++} exists and has a $K^+ p$ decay width comparable to the (1 MeV) width associated with the Θ^+ , it should have been seen in the existing $K^+ p$ scattering data. Here we have assumed $K^+ p$ to be the dominant decay channel, following the suggestion of Ref. [24].

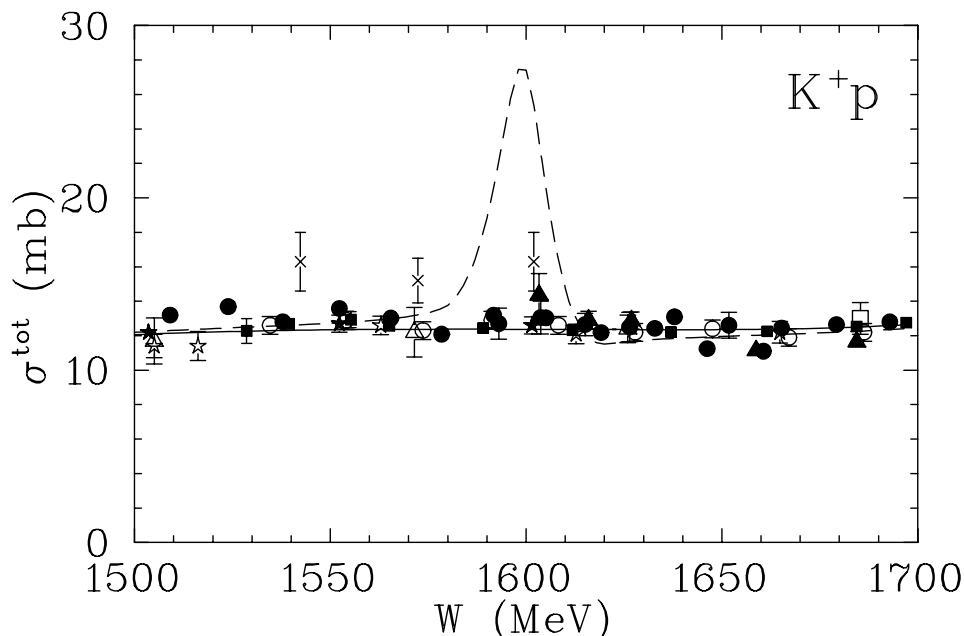


FIG. 1: Total cross section for $K^+ p$ scattering from Ref. [14] compared to the fit of Ref. [16] with (dashed) and without (solid) an elastic Θ^{++} resonance in the P_{13} partial wave, having a 1.6 GeV mass and 1 MeV width. Curves account for beam-momentum resolution. Data statistical and systematic uncertainties have been added in quadrature.

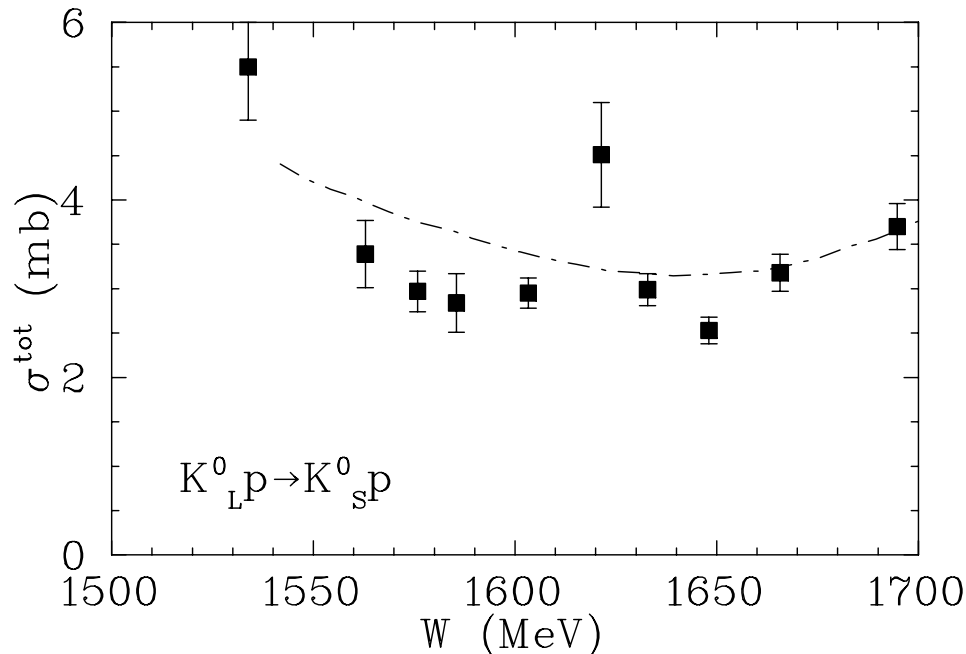


FIG. 2: Integrated cross section for $K_L^0 p \rightarrow K_S^0 p$ from Ref. [18] compared to a fit, given in Ref. [18], based on the amplitudes of Refs. [21, 22].

Acknowledgments

This work was supported in part by the U. S. Department of Energy Grants DE-FG02-99ER41110 and DE-FG02-01ER41194. R. W. and I. S. gratefully acknowledge a contract from Jefferson Lab under which this work was done. Jefferson Lab is operated by the Southeastern Universities Research Association under the U. S. Department of Energy Contract DE-AC05-84ER40150.

-
- [1] S. Eidelman *et al.* [Particle Data Group], Phys. Lett. B **592**, 1 (2004).
 - [2] T. Nakano *et al.*, Phys. Rev. Lett. **91**, 012002 (2003).
 - [3] V. V. Barmin *et al.*, Phys. Atom. Nuclei **66**, 1715 (2003) [Yad. Fiz. **66**, 1763 (2003)].
 - [4] S. Stepanyan *et al.*, Phys. Rev. Lett. **91**, 012002 (2003); V. Koubarovsky and S. Stepanyan, in: *Proceedings of "Conference on the Intersections of Particle and Nuclear Physics (CIPANP2003), New York, NY, USA, May 19-24, 2003"*, AIP Conf. Proc. **698**, 543 (2003); hep-ex/0307088.
 - [5] J. Barth *et al.*, Phys. Lett. B **572**, 127 (2003).
 - [6] D. Diakonov, V. Petrov, and M. Polyakov, Z. Phys. A **359**, 305 (1997).
 - [7] T. D. Cohen, Phys. Rev. D **70**, 014011 (2004).
 - [8] R. N. Cahn and G. H. Trilling, Phys. Rev. D **69**, 011501 (2004). This work also reports an absolute value for the $\Theta^+(1540)$ width, 0.9 ± 0.3 MeV, based upon a reanalysis of the DIANA experiment (with additional assumptions and an unknown systematic uncertainty).
 - [9] S. Nussinov (unpublished), hep-ph/0307357.
 - [10] R. A. Arndt, I. I. Strakovsky, and R. L. Workman, Phys. Rev. C **68**, 042201 (2003); Contribution to the 8th Int. Conf. on Hypernuclear and Strange Particle Physics, (HYP 2003), Newport News, Virginia, Oct 2003, nucl-th/0311030.
 - [11] J. Haidenbauer and G. Krein, Phys. Rev. C **68**, 052201 (2003).
 - [12] A. Sibirtsev, J. Haidenbauer, S. Krewald, and Ulf-G. Meissner, Phys. Lett. B **599** (2004) 230; A. Sibirtsev, J. Haidenbauer, S. Krewald, Ulf-G. Meissner, "Analysis of Θ^+ production in K^+ -Xe collisions", nucl-th/0407011.
 - [13] W. R. Gibbs, Phys. Rev. C **70**, 045208 (2004).
 - [14] T. F. Kycia *et al.*, Phys. Rev. **118**, 53 (1960); V. Cook *et al.*, Phys. Rev. Lett. **7**, 182 (1961); S. Goldhaber *et al.*, Phys. Rev. Lett. **9**, 135 (1962); D. V. Bugg *et al.*, Phys. Rev. **168**, 1466 (1968); T. Bowen *et al.*, Phys. Rev. D **2**, 2599 (1970); C. J. Adams *et al.*, Nucl. Phys. **B66**, 36 (1973); T. Bowen *et al.*, Phys. Rev. D **7**, 22 (1973); A. S. Carroll *et al.*, Phys.

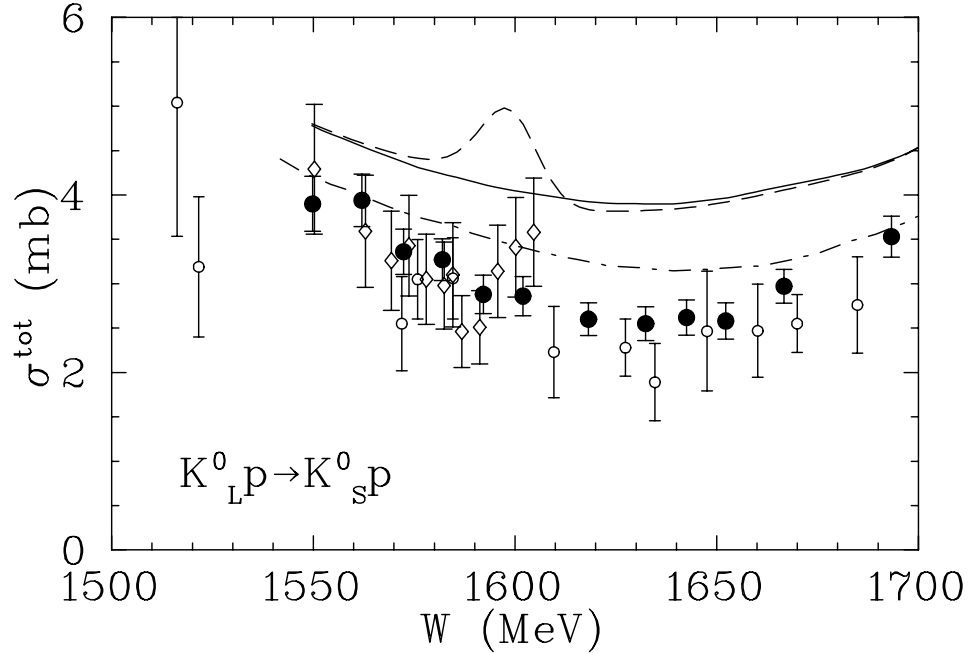


FIG. 3: Integrated cross section for $K_L^0 p \rightarrow K_S^0 p$ from Ref. [19, 20] compared to a prediction based on the amplitudes of Refs. [16, 21] with (dashed) and without (solid) an added Θ^+ resonance at 1.6 GeV with a width of 2 MeV. The dot-dashed curve [19] is based on the amplitudes of Ref. [21, 22], allowing the Z_0 amplitudes (S-wave) to vary. Data statistical and systematic uncertainties have been added in quadrature.

- Lett. **B45**, 531 (1973); R. A. Burnstein *et al.*, Phys. Rev. D **10**, 2767 (1974); W. Cameron *et al.*, Nucl. Phys. **B78**, 93 (1974).
- [15] In this simple approximation, assuming negligible background interference, the resonance peak scales as $(2J+1)$. For a state in the K^+p S_{11} partial wave, however, there would be significant interference.
- [16] J. S. Hyslop, R. A. Arndt, L. D. Roper, and R. L. Workman, Phys. Rev. D **46**, 961 (1992).
- [17] R. L. Workman, R. A. Arndt, I. I. Strakovsky, D. M. Manley, and J. Tulpan, Phys. Rev. C **70**, 028201 (2004).
- [18] A. Bigi *et al.*, Nucl. Phys. **B110**, 25 (1976).
- [19] W. Cameron *et al.*, Nucl. Phys. **B132**, 189 (1978); A. Bigi *et al.*, Nucl. Phys. **B110**, 25 (1976).
- [20] G. W. Meisner and F.S. Crawford, Phys. Rev. D **3**, 2553 (1971); G. W. Brandenburg *et al.*, Phys. Rev. D **9**, 1939 (1974); G. Alexander *et al.*, Phys. Lett. **58B**, 484 (1975); L. Bertanza *et al.*, Nucl. Phys. **B110**, 1 (1976); Y. Cho *et al.*, Phys. Lett. **60B**, 293 (1976); A. Engler *et al.*, Phys. Lett. **63B**, 231 (1976); A. Engler *et al.*, Phys. Rev. D **18**, 3061 (1978); M. J. Corden *et al.*, Nucl. Phys. **B155**, 13 (1979).
- [21] G. P. Gopal *et al.*, Nucl. Phys. **B119**, 362 (1977). The employed amplitudes have been unitarized in a K-matrix fit (J. Tulpan and D. M. Manley, to be published).
- [22] B. R. Martin *et al.*, Nucl. Phys. **B94**, 413 (1975).
- [23] See Figure 40.15 of Ref. [1].
- [24] S. Capstick, P.R. Page, and W. Roberts, Phys. Lett. **B570**, 185 (2003).