

Some aspects of Θ^+ parity determination in the reaction

$$\gamma N \rightarrow \Theta^+ \bar{K} \rightarrow N K \bar{K}$$

A. I. Titov,^{ab} H. Ejiri,^{cd} H. Haberzettl,^{ef} and K. Nakayama^{eg}

^a*Advanced Photon Research Center,*

Japan Atomic Energy Research Institute, Kizu, Kyoto, 619-0215, Japan

^b*Bogoliubov Laboratory of Theoretical Physics, JINR, Dubna 141980, Russia*

^c*Natural Science, International Christian University,*

Osawa, Mitaka, Tokyo, 181-8585, Japan

^d*Research Center for Nuclear Physics,*

Osaka University, Ibaraki, Osaka 567-0047, Japan

^e*Institute für Kernphysik (Theorie),*

Forschungszentrum Jülich, D-52425 Jülich, Germany

^f*Center for Nuclear Studies, Department of Physics,*

The George Washington University, Washington, DC 20052, USA

^g*Department of Physics and Astronomy,*

University of Georgia, Athens, GA 30602, USA

Abstract

We analyze the problem of how to determine the parity of the Θ^+ pentaquark in the reaction $\gamma N \rightarrow K \Theta \rightarrow N K \bar{K}$, where $N = n, p$. Our model calculations indicate that the contribution of the non-resonant background of the reaction $\gamma N \rightarrow N K \bar{K}$ cannot be neglected, and that suggestions to determine the parity based solely on the initial-stage process $\gamma N \rightarrow K \Theta$ cannot be implemented cleanly. We discuss the various mechanisms that contribute to the background, and we identify some spin observables which are sensitive mostly to the Θ^+ parity rather than to the details of the production mechanism.

PACS numbers: 13.60Rj, 13.75.Jz, 13.85.Fb

I. INTRODUCTION

The first evidence for the Θ^+ pentaquark discovered by the LEPS collaboration at SPring-8 [1] was subsequently confirmed in other experiments [2–7]. None of these experiments could determine the spin and the parity of the Θ^+ . Some proposals to do this in photoproduction processes using single and double polarization observables were discussed in Refs. [8–10]. The difficulty in determining the spin and parity of Θ^+ in the reaction $\gamma N \rightarrow \Theta^+ K^-$ is due to the way the pentaquark state is produced. The models of the Θ^+ photoproduction from the nucleon based on the effective Lagrangian approach have been developed in Refs. [8–17]. As has been pointed out, there are great ambiguities in calculating the (spin) unpolarized and polarized observables. In the effective Lagrangian formalism the problems are summarized as follows:

(1) Dependence on the coupling operator for the $\Theta^+ NK$ interaction, i.e., whether one chooses pseudoscalar (PS) or pseudovector (PV) couplings. In the case of PV coupling, gauge invariance requires a Kroll-Ruderman-type contact term even for undressed particles which affects both unpolarized and polarized observables. For dressed particles, in a tree-level description, contact currents also are required for PS coupling.

(2) Ambiguity due to the choice of the coupling constants. At the simplest level, five unknown coupling constants and their phases enter the formalism: $g_{\Theta NK}$ in the $\Theta^+ NK$ interaction; the vector and tensor couplings $g_{\Theta NK^*}$ and κ^* , respectively, in the $\Theta^+ NK^*$ interaction, and the tensor coupling κ_Θ in the electromagnetic $\gamma\Theta^+$ interaction. To fix the absolute value of $g_{\Theta NK}$, one can use the relation between $g_{\Theta NK}$ and the Θ decay width Γ_Θ . This provides, however, only an upper limit for $|g_{\Theta NK}|$ because all the experiments give only upper limits of the decay width (about 25 MeV) which are comparable with the experimental resolution.

(3) Dependence on the choice of the phenomenological form factors: (i) form factors suppress the individual channels in different ways, and (ii) form factors generate (modify) the contact terms for the PS (PV) coupling schemes which affect the theoretical predictions.

A possible solution to these problems is to use more complicated “model-independent” (triple) spin observables, discussed by Ejiri [18], Rekalo and Tomassi-Gustafsson [19], and Nakayama and Love [20]. These spin observables involve the linear polarization of the incoming photon, and the polarizations of the target nucleon and the outgoing Θ^+ . Using

basic principles, such as the invariance of the transition amplitude under rotation, parity inversion and, in particular, the reflection symmetry with respect to the scattering plane, one can arrive at unambiguous predictions which depend only on the Θ^+ parity in the reaction $\gamma N \rightarrow \Theta^+ \bar{K}$. The key aspect of the model-independent predictions is that in the final state the total internal parity of outgoing particles are different for positive and negative Θ^+ parity. We skip the discussions of the practical implementation of using the triple spin observables since experimental observations of the spin orientation of the strongly decaying Θ^+ is extremely difficult. Instead, we focus on the basic aspects of this idea. For simplicity, in the following we limit our discussion for determining the Θ^+ parity to isoscalar spin-1/2 Θ^+ . In fact, most theories predict the J^P of Θ^+ to be $1/2^+$ or $1/2^-$.

There are two difficulties in applying the “model-independent” formalism for the parity determination. First, the final state in the photoproduction experiment is the three-body state $NK\bar{K}$ (and not the two body $\Theta^+ \bar{K}$)-state. The spin observables in the initial and final channels are deduced by their parities irrespective of the intermediate Θ^+ parity. It is difficult, therefore, to find the pertinent “model-independent” observables for this case. Second, the contribution of the non-resonant background of the reaction $\gamma N \rightarrow NK\bar{K}$ cannot be neglected. The observed ratio of the resonance peak to the non-resonant continuum reported in the photoproduction experiments is about $1.5 - 2$. This means that the difference between the resonant and non-resonant amplitudes is a factor of two and therefore the non-resonant background may modify the spin-observables considerably.

The aim of the present paper is to discuss these important aspects. We show that strict predictions for the $\gamma N \rightarrow \Theta^+ \bar{K}$ reactions lose their definiteness in the case of the $\gamma N \rightarrow NK\bar{K}$ processes, where Θ^+ decays strongly into NK ; they become model-dependent. Nevertheless, we try to identify the kinematic regions where this dependence is weak and a clear difference is expected for different Θ^+ parities. In the following discussion, the term “resonant” is applied to processes which proceed through the virtual Θ^+ -state, whereas the term “non-resonant” is used for all other processes. The latter may have intermediate non-exotic resonant states as well. The resonant amplitude consists of s -, u -, t -channel terms and the contact (c) term defined by the $\Theta^+ NK$ interaction, as depicted in Fig. 1a-d. We also have a t -channel K^* exchange as shown in Fig. 1e. We found that the main contribution to the “non-resonant” background comes from the virtual vector-meson photoproduction $\gamma N \rightarrow VN \rightarrow NK\bar{K}$, depicted in Fig. 2a-c. We also have the excitation of the virtual

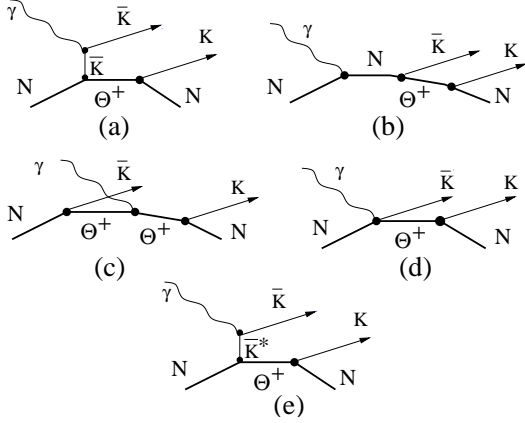


FIG. 1: Tree-level diagrams for the reaction $\gamma N \rightarrow \Theta^+ \bar{K} \rightarrow NK \bar{K}$.

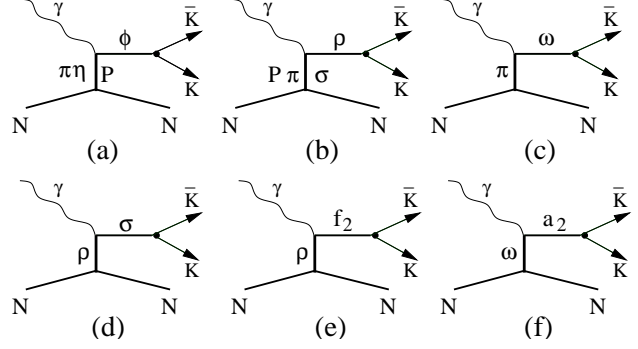


FIG. 2: Diagrams for the background process for the $\gamma N \rightarrow MN \rightarrow NK \bar{K}$ reaction, where M denotes the mesons ρ , ω , ϕ , σ , f_2 , and a_2 .

scalar (σ) and tensor (f_2, a_2) mesons shown in Fig. 2d-f, respectively, and found that their contribution in the near-threshold region with $E_\gamma \approx 2$ GeV is negligible.

We write $g_{\Theta NK^*} = \alpha g_{\Theta NK}$ in order to be able to pull out an overall factor of $g_{\Theta NK}^2$ from all contributions shown in Fig. 1. In view of the proportionality $g_{\Theta NK}^2 \propto \Gamma_\Theta$, the dependence of the amplitudes on Γ_Θ then disappears if we consider the observables at the resonance position. The total amplitude depends on the relative-strength parameter α which will be fixed by experimental data. The dominance of the K^* exchange channel [16, 17] allows us to reduce the number of relevant input parameters at a given coupling scheme to four: the sign and absolute value of $\alpha = g_{\Theta NK^*}/g_{\Theta NK}$ and the sign and absolute value of κ^* .

We will analyze two reactions, $\gamma p \rightarrow p K^0 \bar{K}^0$ and $\gamma n \rightarrow n K^+ K^-$, and we shall refer to them as the γp and the γn reactions, respectively.

In Sec. II, we describe our formalism. In Sec. III, we discuss the non-resonant background. The procedure to fix the parameters for the resonant amplitude is discussed in Sec. IV. The results of our numerical calculations for unpolarized and spin observables are presented in Sec. V. Our summary is given in Sec. VI. In Appendix A, we show an explicit form of the transition operators for the resonance amplitude. In Appendix B, we discuss the Pomeron exchange amplitude, and in Appendix C, we provide the parameters of the background amplitude.

II. FORMALISM

A. Kinematics and cross sections

The scattering amplitude T of the $\gamma N \rightarrow NK\bar{K}$ reaction is related to the S -matrix by

$$S_{fi} = \delta_{fi} - i(2\pi)^4 \delta^{(4)}(k + p - q - \bar{q} - p') \mathcal{T}_{fi} , \quad (1)$$

where k , p , q , \bar{q} , and p' denote the four-momenta of the incoming photon, the initial nucleon, the outgoing K and \bar{K} mesons, and the recoil nucleon, respectively. The standard Mandelstam variables for the virtual Θ^+ photoproduction are defined by $t = (\bar{q} - k)^2$, $s \equiv W^2 = (p + k)^2$. The \bar{K} meson production angle θ in the center-of-mass system (cms) is given by $\cos \theta = \mathbf{k} \cdot \bar{\mathbf{q}} / |\mathbf{k}| |\bar{\mathbf{q}}|$. The Θ^+ decay distribution is described by the polar (Θ) and azimuthal (Φ) angles of the outgoing kaon, with solid-angle element $d\Omega_Z = d\cos \Theta d\Phi$. In the center-of-mass system, the quantization axis (\mathbf{z}) is chosen along the photon beam momentum, and the \mathbf{y} -axis is perpendicular to the production plane, i.e., $\mathbf{y} = \mathbf{k} \times \bar{\mathbf{q}} / |\mathbf{k} \times \bar{\mathbf{q}}|$. The Θ^+ decay distribution is analyzed in the Θ^+ rest frame, where the quantization axis \mathbf{Z} is chosen along the incoming (target) nucleon and $\mathbf{Y} = \mathbf{y}$. For completeness, the production and decay planes with the corresponding coordinate systems are depicted in Fig. 3. We use the convention of Bjorken and Drell [21] to define the γ matrices; the Dirac spinors are normalized as $\bar{u}(p)\gamma_\alpha u(p) = 2p_\alpha$. The invariant amplitude T_{fi} is related to \mathcal{T}_{fi} by

$$\mathcal{T}_{fi} = \frac{T_{fi}}{\sqrt{(2\pi)^{15} 2|\mathbf{k}| 2E_K(\mathbf{q}) 2E_{\bar{K}}(\bar{\mathbf{q}}') 2E_N(\mathbf{p}) 2E_N(\mathbf{p}')}}, \quad (2)$$

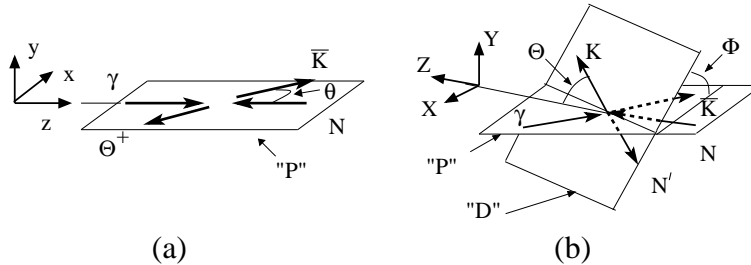


FIG. 3: Schematic description of the Θ^+ production in (a) the $\gamma N \rightarrow \bar{K}\Theta^+$ reaction in the center of mass system and in (b) the reaction $\gamma N \rightarrow NK\bar{K}$ in the Θ^+ rest frame. The notations “P” and “D” correspond to the production and decay planes, respectively.

where $E_i(\mathbf{p}) = \sqrt{M_i^2 + \mathbf{p}^2}$, with M_i denoting the mass of particle i . The differential cross section is related to the invariant amplitude by

$$\frac{d\sigma_{fi}}{d\Omega d\Omega_Z dM_\Theta} = \frac{p_F \sqrt{\lambda(s, M_\Theta^2, M_K^2)}}{32(2\pi)^5 W(W^2 - M_N^2)} \frac{1}{4} \sum_{m_i, m_f, \lambda_\gamma} |T_{fi}|^2, \quad (3)$$

where $\lambda(x, y, z)$ is the standard triangle kinematics function, $p_F = \sqrt{\lambda(M_\Theta^2, M_N^2, M_K^2)}/2M_\Theta$ is the Θ^+ decay momentum, M_Θ is the invariant mass of the outgoing nucleon and K -meson, m_i and m_f are the nucleon spin projections in the initial and the final states, respectively, and λ_γ is the incoming photon helicity.

In the following, we consider the observables at the resonance position where the invariant mass of the outgoing nucleon and K meson is equal to the Θ^+ mass, $M_\Theta = M_0 = 1540$ MeV. In this case, the invariant amplitude of the resonant part is expressed through the Θ^+ photoproduction (A) and the Θ^+ decay (D) amplitudes according to

$$T_{m_f; m_i, \lambda_\gamma}^\pm = \sum_{m_\Theta} A_{m_\Theta; m_i, \lambda_\gamma}^\pm \frac{1}{M_\Theta \Gamma_\Theta} D_{m_\Theta; m_f}^\pm, \quad (4)$$

where plus (minus) corresponds to the positive (negative) Θ^+ parity ($J^P = \frac{1}{2}^\pm$), m_Θ is the Θ^+ spin projection. In the Θ^+ rest frame, the decay amplitudes (p- and s-waves for the positive and negative Θ^+ parity) read

$$\begin{aligned} \frac{1}{M_\Theta \Gamma_\Theta} D_{m; m_f}^+ &= D^0 (2m \delta_{m, m_f} \cos \Theta + \delta_{-m, m_f} e^{2im\Phi} \sin \Theta), \\ \frac{1}{M_\Theta \Gamma_\Theta} D_{m; m_f}^- &= -D^0 \delta_{m, m_f}, \quad D^0 = \sqrt{\frac{4\pi}{p_F \Gamma_\Theta}}, \end{aligned} \quad (5)$$

where Γ_Θ is the total width of the Θ^+ decay. After integrating over the decay angles ($d\Omega_Z$) in Eq. (3), one obtains

$$\left. \frac{d\sigma_{fi}^R}{d\Omega dM_\Theta} \right|_{M_\Theta=M_0} = \frac{1}{\pi \Gamma_\Theta} \frac{d\sigma_{fi}^{\Theta^+}}{d\Omega}, \quad (6)$$

where

$$\frac{d\sigma_{fi}^{\Theta^+}}{d\Omega} = \frac{\sqrt{\lambda(s, M_\Theta^2, M_K^2)}}{64\pi^2 W^2 (W^2 - M_N^2)} \frac{1}{4} \sum_{m_i, m_f, \lambda_\gamma} |A_{m_f; m_i, \lambda_\gamma}|^2 \quad (7)$$

is the cross section of the Θ^+ photoproduction in the $\gamma N \rightarrow \Theta^+ \bar{K}$ reaction, with $m_f = m_\Theta$. By using the linear relation $g_{\Theta N K^*} = \alpha g_{\Theta N K}$, one finds that $d\sigma^R/d\Omega dM_\Theta$ does not depend on the Θ^+ decay width at the resonance position, whereas $d\sigma^{\Theta^+}/d\Omega$ does.

B. Effective Lagrangians for the Resonant Amplitudes

As mentioned before, we describe the basic resonance process by considering the photoproduction of Θ^+ , with a subsequent decay of Θ^+ into a nucleon and a kaon, as shown in Figs. 1a-d. We neglect, therefore, the contributions resulting from the photon interacting with the final decay vertex (see Ref. [8] for the corresponding three additional graphs). In view of the chosen kinematics, where the invariant mass of the final KN pair is at the resonance position, this is a good approximation since in the neglected graphs the Θ^+ is far off-shell and the graphs of Figs. 1a-d dominate the resonance contribution. From a formal point of view, then, we lose gauge invariance of the process since this necessarily requires also the contributions arising from the electromagnetic interaction with the decay vertex. However, following Ref. [22] for the initial photoproduction process, we will construct an overall conserved current by an appropriate choice of the contact term of Fig. 1d. In view of the dominance of the resonance graphs we do take into account, numerically we expect very little difference between our present current-conserving results and those of a full gauge-invariant calculation.

The effective Lagrangians which define the amplitudes shown in Figs. 1a-d are discussed in Refs. [8–16]. Note, different papers employ different phase conventions. Therefore, for easy reference, we list here the explicit forms of the effective Lagrangians used in the present work. We have¹

$$\mathcal{L}_{\gamma KK} = ie (K^- \partial^\mu K^+ - K^+ \partial^\mu K^-) A_\mu , \quad (8a)$$

$$\mathcal{L}_{\gamma \Theta \Theta} = -e \bar{\Theta} \left(\gamma_\mu - \frac{\kappa_\Theta}{2M_\Theta} \sigma_{\mu\nu} \partial^\nu \right) A^\mu \Theta , \quad (8b)$$

$$\mathcal{L}_{\gamma NN} = -e \bar{N} \left(e_N \gamma_\mu - \frac{\kappa_N}{2M_N} \sigma_{\mu\nu} \partial^\nu \right) A^\mu N , \quad (8c)$$

$$\mathcal{L}_{\Theta NK}^{\pm[\text{pv}]} = \mp \frac{g_{\Theta NK}}{M_\Theta \pm M_N} \bar{\Theta} \Gamma_\mu^\pm (\partial^\mu K) N + \text{h.c.} , \quad (8d)$$

$$\mathcal{L}_{\gamma \Theta NK}^{[\text{pv}]} = -i \frac{eg_{\Theta NK}}{M_\Theta \pm M_N} \bar{\Theta} \Gamma_\mu^\pm A^\mu K N + \text{h.c.} , \quad (8e)$$

$$\mathcal{L}_{\Theta NK}^{\pm[\text{ps}]} = -ig_{\Theta NK} \bar{\Theta} \Gamma^\pm N + \text{h.c.} , \quad (8f)$$

where A , Θ , K , and N are the photon, Θ^+ , kaon, and the nucleon fields, respectively,

¹ Throughout this paper, isospin operators will be suppressed in all the Lagrangians and matrix elements for simplicity. They can be easily accounted for in the corresponding coupling constants.

$\Gamma_\mu^\pm \equiv \Gamma^\pm \gamma_\mu$ (with $\Gamma^+ = \gamma_5$ and $\Gamma^- = 1$ for positive and negative parity, respectively), $e_p = 1$, $e_n = 0$, and κ_N is the nucleon anomalous magnetic moment ($\kappa_p = 1.79$ and $\kappa_n = -1.91$). Equation (8e) describes the contact (Kroll-Ruderman) interaction in the pseudo-vector coupling scheme (see Fig. 1d), which is absent in case of the pseudo-scalar coupling [Eq. (8f)]. In addition, we consider the K^* exchange process shown in Fig. 1e which is described by the two effective Lagrangians

$$\mathcal{L}_{\gamma K K^*} = \frac{e g_{\gamma K K^*}}{M_{K^*}} \epsilon^{\alpha\beta\mu\nu} \partial_\alpha A_\beta \partial_\mu \bar{K}_\nu^* K + \text{h.c.} , \quad (9a)$$

$$\mathcal{L}_{\Theta N K^*}^\pm = -g_{\Theta N K^*} \bar{\Theta} \Gamma^\mp \left(\gamma_\mu - \frac{\kappa^*}{M_\Theta + M_N} \sigma_{\mu\nu} \partial^\nu \right) \bar{K}^{*\mu} N + \text{h.c.} \quad (9b)$$

In calculating the invariant amplitudes we dress the vertices by form factors. In the present tree-level approach, with our chosen kinematics, only the lines connecting the electromagnetic vertex to the initial $\Theta^+ K N$ vertex correspond to off-shell hadrons. We describe the product of both the electromagnetic and the hadronic form-factor contributions along these off-shell lines by the covariant phenomenological function

$$F(M, p^2) = \frac{\Lambda^4}{\Lambda^4 + (p^2 - M^2)^2} , \quad (10)$$

where p is the corresponding off-shell four-momentum, M is the mass, and Λ is the cutoff parameter. We conserve the electromagnetic current of the entire amplitude by making the initial photoproduction process gauge invariant. To this end, we apply the gauge-invariance prescription by Haberzettl [22], in the modification by Davidson and Workman [23] (which renders the required additional contact terms free of kinematical singularities), to construct a contact term for the initial process $\gamma N \rightarrow \Theta^+ \bar{K}$. For pseudovector coupling, the inclusion of form factors not only modifies the usual Kroll-Ruderman term, but also requires additional contact terms contributing to the amplitudes. We emphasize that contributions of the latter type are necessary even for pure pseudoscalar coupling.

The resonance amplitudes obtained for the γn and γp reactions read

$$A_{fi}^\pm(\gamma n) = \bar{u}_\Theta(p_\Theta) \left[\mathcal{M}_\mu^{s\pm} + \mathcal{M}_\mu^{t\pm} + \mathcal{M}_\mu^{u\pm} + \mathcal{M}_\mu^{c\pm} + \mathcal{M}_\mu^{t\pm}(K^*) \right] u_p(p) \varepsilon^\mu , \quad (11a)$$

$$\mathcal{A}_{fi}^\pm(\gamma p) = \bar{u}_\Theta(p_\Theta) \left[\mathcal{M}_\mu^{s\pm} + \mathcal{M}_\mu^{u\pm} + \mathcal{M}_\mu^{c\pm} + \mathcal{M}_\mu^{t\pm}(K^*) \right] u_p(p) \varepsilon^\mu . \quad (11b)$$

The explicit forms of the transition operators \mathcal{M}_μ^i for the $\gamma n \rightarrow \Theta^+ K^- \rightarrow n K^- K^+$ and $\gamma p \rightarrow \Theta^+ \bar{K}^0 \rightarrow p K^0 \bar{K}^0$ reactions are shown in Appendix A. The choice of the strength parameters g_i in the effective Lagrangians and the cutoff parameters $\Lambda = \Lambda_B$ will be discussed in Sec. IV.

III. NON-RESONANT BACKGROUND

The non-resonant background for the reaction $\gamma n \rightarrow n K^+ K^-$ has been discussed qualitatively by Nakayama and Tsushima [8]. Together with the virtual vector-meson contribution $V \rightarrow K^+ K^-$ ($V = \omega, \rho$, and ϕ mesons), they have included the excitation of the virtual Σ hyperons. The coupling constants in the corresponding effective Lagrangians were fixed using the known decay widths and SU(3) symmetry, and the particles were taken as undressed *but* with physical masses. The present analysis with dressing form factors shows that at $E_\gamma \approx 2$ GeV, the main contribution comes from the virtual vector-meson photoproduction. For completeness, we also explore the contribution from the scalar (σ) and tensor (a_2, f_2) mesons. As we shall show in Sec. III.E, the latter is found to be negligibly small in the $E_\gamma \approx 2$ GeV region.

A. Vector meson contributions: ρ, ω, ϕ

Naively, one can expect the dominance of the intermediate ρ -meson channel in the background contribution because the cross section for the real ρ -meson photoproduction is about an order of magnitude larger than that for the ω meson, and it is about two orders of magnitude larger than that for the ϕ -meson photoproduction. However, at $E_\gamma \approx 2$ GeV, the $K\bar{K}$ invariant mass is distributed in the region $1 \text{ GeV} \lesssim M_{K\bar{K}} \lesssim 1.2 \text{ GeV}$ which straddles the ϕ mass. Fig. 4 shows an example of the phase-space diagram of the $K\bar{K}$ invariant mass versus the cosine of the K decay angle at a fixed \bar{K} production angle of $\theta(\text{cm}) = 55^\circ$. One can see that the narrow mass distribution of the ϕ is within the sampled kinematic region which therefore makes the ϕ -meson contribution significant.

In this study we consider the contribution from ρ , ω , and ϕ mesons. The low-energy ρ -

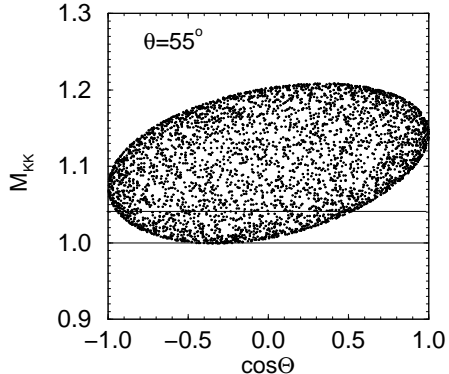


FIG. 4: The phase-space diagram for the Θ^+ photoproduction at $E_\gamma = 2$ GeV: the invariant mass $M_{K\bar{K}}$ versus $\cos\Theta$ at a fixed \bar{K} production angle ($\theta = 55^\circ$). The cutoff area of the phase phase is placed between the two solid lines.

and ω -meson photoproductions are described within an effective meson-exchange model [24–26]. Thus, the ρ -meson photoproduction is dominated by the t -channel scalar (σ) and pseudoscalar (π) meson exchanges. The ω -meson photoproduction is mostly defined by the π exchange. In Ref. [27] the σ exchange in the ρ photoproduction is reexamined on the basis of un-correlated two-pion and tensor f_2 -meson exchanges. The main problem of this approach is the requirement of a large coupling constant for the $f_2\rho\gamma$ interaction. This results in a branching ratio of $f_2 \rightarrow \rho\gamma$ decay which seems to be unreasonably large. Another ambiguity is related to the unknown f_2NN coupling and the form factors for the off-shell f_2 meson. Since the quality of the description of the experimental data using either the σ exchange or the f_2 exchange is comparable to each other [27], and to avoid introducing too many unknown parameters, we employ the σ -exchange model in this work; this is quite reasonable for the present purposes. When the photon energy increases, we have to add the Pomeron exchange as well. But at $E_\gamma \approx 2$ GeV, it is important only for the ρ channel where the Pomeron exchange gives about 30% of its contribution. In the ω channel, the Pomeron contribution is suppressed by the factor $(\gamma_\rho/\gamma_\omega)^2 \approx 6.33/72.71 \approx 1/11.5$, where γ_ρ and γ_ω are the ρ and ω decay couplings, respectively. Therefore, in the ω photoproduction, we limit ourselves to the π exchange process only. The effective Lagrangians responsible for the meson-exchange channels read

$$\mathcal{L}_{\pi NN} = \frac{g_{\pi NN}}{M_N} \bar{N} \gamma_5 \gamma_\mu \partial^\mu \pi N , \quad (12a)$$

$$\mathcal{L}_{\sigma NN} = g_{\sigma NN} \bar{N} N \sigma , \quad (12b)$$

$$\mathcal{L}_{\rho\sigma\gamma} = \frac{eg_{\rho\sigma\gamma}}{2M_\rho} (\partial^\nu \rho^\mu - \partial^\mu \rho^\nu) (\partial_\nu A_\mu - \partial_\mu A_\nu) \sigma , \quad (12c)$$

$$\mathcal{L}_{V\pi\gamma} = \frac{eg_{V\pi\gamma}}{M_V} \epsilon^{\alpha\beta\mu\nu} \partial_\alpha A_\beta \partial_\mu V_\nu \pi , \quad (12d)$$

$$\mathcal{L}_{VKK} = ig_{VKK} (\bar{K} \partial^\mu K - K \partial^\mu \bar{K}) V_\mu , \quad (12e)$$

where V stands for the vector meson. The amplitudes for the $\gamma N \rightarrow NV \rightarrow NK\bar{K}$ reaction may be expressed as

$$T_{fi} = \sum_{\lambda_V} A_{m_f \lambda_V; m_i \lambda_\gamma}^V \frac{1}{M_V^2 - M_{K\bar{K}}^2 + i\Gamma_V M_V} D_{\lambda_V}^V F_V(M_{K\bar{K}}^2) , \quad (13)$$

where A^V and D^V are the vector meson photoproduction ($\gamma N \rightarrow VN$) and decay ($V \rightarrow K\bar{K}$) amplitudes, respectively, $M_{K\bar{K}}$ is the $K\bar{K}$ invariant mass, Γ_V is the total decay width of the vector meson, λ_γ and λ_V are the helicities of the photon and vector meson, respectively, and F_V is the form factor of the virtual vector meson.

The photoproduction amplitudes may be expressed in a standard form

$$A_{m_f \lambda_V; m_i \lambda_\gamma}^V = \bar{u}_f \mathcal{M}_{\mu\nu} u_i \varepsilon_{\lambda_\gamma}^\mu \varepsilon_{\lambda_V}^{*\nu} . \quad (14)$$

In the case of the scalar (S: σ) and pseudoscalar (PS: π) meson exchange, the transition operators $\mathcal{M}_{\mu\nu}$ read

$$\mathcal{M}_{\mu\nu}^S = \frac{e g_{\rho\sigma\gamma} g_{\sigma NN}}{M_\rho} \frac{g_{\mu\nu}(k \cdot Q_V) - Q_{V\mu} k_\nu}{\bar{t} - M_\sigma^2} F_\sigma(\bar{t}) , \quad (15)$$

$$\mathcal{M}_{\mu\nu}^{\text{PS}} = i \frac{e g_{\rho\pi\gamma} g_{\pi NN}}{M_\rho} \gamma_5 \frac{\varepsilon^{\mu\nu\alpha\beta} k_\alpha Q_{V\beta}}{\bar{t} - M_\pi^2} F_\pi(\bar{t}) , \quad (16)$$

respectively, where $Q_V = q + \bar{q}$, and F_M is the product of the two form factors of the virtual exchanged mesons in the MNN and γVM vertices. The explicit forms of $F_M(\bar{t})$ are given in Appendix C. Note that the four-momentum transfers to the $K\bar{K}$ pair, \bar{t} is different from t in Θ^+ photoproduction.

The decay amplitude,

$$D_{\lambda_V}^V = g_{VKK}(q - \bar{q})_\mu \varepsilon_{\lambda_V}^\mu , \quad (17)$$

has a simple form in the V rest frame, with the quantization axis \mathbf{z} parallel to the beam momentum (Gottfried-Jackson system), i.e.,

$$D_{\lambda_V}^V = 2k_f g_{VKK} \sqrt{\frac{4\pi}{3}} Y_{1\lambda_V}(\hat{\mathbf{q}}) , \quad k_f = \frac{M_{K\bar{K}}}{2} \sqrt{1 - 4 \frac{M_K^2}{M_{K\bar{K}}^2}} , \quad (18)$$

where $\hat{\mathbf{q}}$ is the solid angle of the direction of flight of the K meson in the $K\bar{K}$ rest frame, i.e., $\hat{\mathbf{q}} \equiv \Omega_K$. The ϕ -meson photoproduction is defined by the Pomeron and pseudoscalar (π, η) meson exchanges, as described in Ref. [28]. For an easy reference, we provide the transition operator $\mathcal{M}_{\mu\nu}^P$ for the Pomeron exchange amplitude and the parameters which define the ϕ -, ρ -, and ω -meson photoproduction in Appendices B and C, respectively.

Figures 5a-c show the cross sections of the vector-meson photoproduction in the reactions $\gamma p \rightarrow Vp$ ($V = \rho, \omega, \phi$) at $E_\gamma \approx 2$ GeV together with the available data. One can see a quite reasonable agreement between the experimental data and the calculation. This encourages us to use the same model for the description of the non-resonant background in the Θ^+ photoproduction.

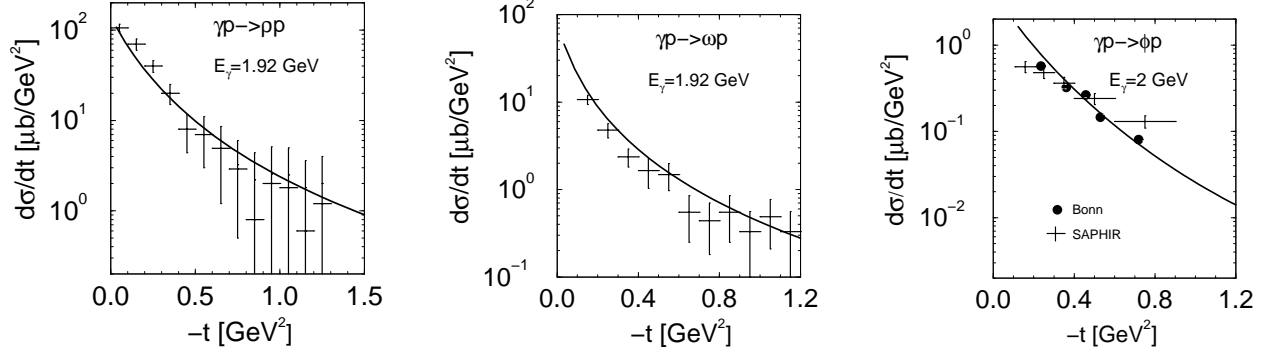


FIG. 5: Cross sections for the ρ -, ω -, and ϕ -meson photoproduction. The experimental points are taken from Refs. [29–31].

B. Scalar meson contribution: σ

The $\gamma\rho\sigma$ interaction responsible for the ρ -meson contribution naturally leads to the virtual σ -meson photoproduction and its subsequent decay into the $K\bar{K}$ pair as shown in Fig. 2d. The corresponding effective Lagrangians for this transition read

$$\mathcal{L}_{\sigma KK} = M_\sigma g_{\sigma KK} \sigma K \bar{K} , \quad (19a)$$

$$\mathcal{L}_{\rho NN} = -g_{\rho NN} \left(\bar{N} \gamma_\mu \rho^\mu N - \frac{\kappa_\rho}{2M_N} \bar{N} \sigma_{\mu\nu} \partial^\nu \rho^\mu N \right) . \quad (19b)$$

The $\sigma K\bar{K}$ coupling may be estimated from SU(3) symmetry as $g_{\sigma KK} = -g_{\sigma\pi\pi}/2$.

The amplitude for the $\gamma N \rightarrow \sigma N \rightarrow NK\bar{K}$ process has the form

$$A_{m_f; m_i \lambda_\gamma} = \bar{u}_f \mathcal{M}_\mu^\rho u_i \varepsilon_{\lambda_\gamma}^\mu , \quad (20)$$

where

$$\mathcal{M}_\mu^\rho = \frac{e g_{\rho\sigma\gamma} g_{\rho NN}}{M_\rho(\bar{t} - M_\rho^2)} \left[(1 + \kappa_\rho) \hat{R}_\mu - \kappa_\rho \frac{R'_\mu}{M_N} \right] F_\rho(\bar{t}) , \quad (21)$$

with

$$\hat{R}_\mu = (k \cdot Q) \gamma_\mu - \not{k} Q_\mu , \quad (22a)$$

$$R'_\mu = (k \cdot Q) p'_\mu - (k \cdot p') Q_\mu , \quad (22b)$$

$$Q = p' - p . \quad (22c)$$

The $\sigma \rightarrow K\bar{K}$ decay amplitude is a constant

$$D_\sigma = -M_\sigma g_{\sigma KK} \sqrt{4\pi} Y_{00}(\hat{\mathbf{q}}) . \quad (23)$$

For the vector and tensor coupling constants and the cutoff parameter in F_ρ , we take the corresponding values from the Bonn model [32] (see Appendix C).

C. Tensor meson contributions: a_2 , f_2

The tensor $a_2(1320)$ and $f_2(1270)$ mesons have finite branching ratios into the $K\bar{K}$ decay channel and, therefore, one can expect their non-negligible contributions to the non-resonant background in the Θ^+ photoproduction [33]. The corresponding branching ratios are $(4.9 \pm 0.8) \times 10^{-2}$ and $(4.6 \pm 0.5) \times 10^{-2}$ for the $a_2(1320)$ and $f_2(1270)$ mesons, respectively [35].

Similarly to the scalar meson, the tensor mesons (a_2 and f_2) appear in the “non-resonant” background in two ways. Firstly, a_2 and f_2 give a contribution to the photoproduction of the ω and ρ mesons, respectively. Secondly, they can be produced directly by the incoming photon with subsequent exchange by ω and ρ mesons, as it is depicted in Fig. 2e,f. The first case results only in some renormalization of the coupling constants in the ω and ρ photoproduction amplitudes, and it does not modify the shape of the $K\bar{K}$ invariant mass distribution. But since the coupling constants in the ρ and ω photoproduction processes are fixed by the corresponding experimental data anyway, we may assume that such a renormalization effect is taken into account in those effective strength parameters. The second contribution may change the $K\bar{K}$ invariant distribution qualitatively when $M_{K\bar{K}} \approx M_{f_2(a_2)}$. This is realized at higher energies with $E_\gamma \geq 2.3 \text{ GeV}$. At $E_\gamma \approx 2 \text{ GeV}$, their contribution is not very strong; nevertheless, for completeness, we include these processes in our consideration. We assume that production of the a_2 and f_2 mesons is generated by the $a_2\gamma\omega$ and $f_2\gamma\rho$ interactions, respectively.

The interaction of the tensor and the two vector fields is described by the gauge-invariant interaction

$$\begin{aligned}\mathcal{L}_{t_2 V_1 V_2} &= \frac{g_{t_2 V_1 V_2}}{M_{t_2}} (L^{\alpha\beta} + L^{\beta\alpha}) \xi_{\alpha\beta} , \\ L^{\alpha\beta} &= (\partial^\alpha V_1^\mu - \partial^\mu V_1^\alpha) (\partial^\beta V_{2\mu} - \partial_\mu V_2^\beta) ,\end{aligned}\tag{24}$$

where $V_{1,2}$ and ξ are the vector and tensor meson fields, respectively, and $t_2 = a_2, f_2$.

The $t_2 K\bar{K}$ interaction is described by the effective Lagrangian

$$\mathcal{L}_{t_2 K K} = \frac{g_{t_2 K K}}{M_{t_2}} (\partial^\beta \bar{K} \partial^\alpha K + \partial^\beta K \partial^\alpha \bar{K}) \xi_{\alpha\beta} .\tag{25}$$

The coupling constant $g_{t_2 K K}$ is related to the decay width $\Gamma_{t_2 \rightarrow K\bar{K}}$ width that subsumes transitions into both $K^0 \bar{K}^0$ and $K^+ K^-$ channels according to

$$g_{t_2 K K}^2 = \frac{15\pi \Gamma_{t_2 \rightarrow K\bar{K}} M_{t_2}^4}{2p_{t_2}^5} ,\tag{26}$$

where $p_{t_2} = M_{t_2} \sqrt{1/4 - M_K^2/M_{t_2}^2}$ is the t_2 decay momentum. Here we assume that $\Gamma_{t_2 \rightarrow K^+ K^-} \approx \Gamma_{t_2 \rightarrow K^0 \bar{K}^0} \approx 0.5 \Gamma_{t_2 \rightarrow K \bar{K}}$. Using the known widths $\Gamma_{a_2 \rightarrow K \bar{K}}$ and $\Gamma_{f_2 \rightarrow K \bar{K}}$ from [35] we get

$$g_{a_2 K K} = 4.9 , \quad g_{f_2 K K} = 7.4 . \quad (27)$$

The amplitude of the $\gamma N \rightarrow N t_2 \rightarrow N K \bar{K}$ transition is expressed as

$$T_{fi} = \sum_{\lambda_\gamma \sigma} A_{m_f \sigma; m_i \lambda_\gamma}^{t_2} \frac{1}{M_{t_2}^2 - M_{K \bar{K}}^2 + i \Gamma_{t_2} M_{t_2}} D_\sigma^{t_2} F_{t_2}(M_{K \bar{K}}^2) , \quad (28)$$

where A^{t_2} is the tensor meson photoproduction ($\gamma N \rightarrow t_2 N$) amplitude, Γ_{t_2} is the total decay width of the tensor meson, σ is the spin projection of the tensor meson, and F_{t_2} is the form factor of the virtual tensor meson. The $t_2 \rightarrow K \bar{K}$ decay amplitude reads

$$D_\sigma^{t_2} = -\frac{2g_{t_2 K K} k_f^2}{M_{t_2}} \sqrt{\frac{8\pi}{15}} Y_{2\sigma}(\hat{\mathbf{q}}) , \quad (29)$$

The a_2 -meson photoproduction amplitude is given by

$$A_{m_f \sigma; m_i \lambda_\gamma}^{a_2} = \frac{g_{a_2 \gamma \omega} g_{\omega N N}}{M_{a_2}} \bar{u}_f H_{\alpha \beta \mu}^{a_2} u_i \varepsilon^{* \alpha \beta} \varepsilon_{\lambda_\gamma}^\mu F_\omega(\bar{t}) , \quad (30)$$

where $\varepsilon^{\alpha \beta}$ is the Rarita-Schwinger spinor of the tensor meson

$$\varepsilon_{\alpha \beta}(\sigma) = \sum_{l_1 l_2} \langle 1 l_1 1 l_2 | 2 \sigma \rangle \varepsilon_\alpha(l_1) \varepsilon_\beta(l_2) , \quad (31)$$

and

$$H_{\alpha \beta \mu}^{a_2} = (Q_\alpha \gamma^\nu - Q^\nu \gamma_\alpha)(k_\beta g_{\mu \nu} - k_\nu g_{\mu \beta}) + (Q_\beta \gamma^\nu - Q^\nu \gamma_\beta)(k_\alpha g_{\mu \nu} - k_\nu g_{\mu \alpha}) . \quad (32)$$

Similarly, the amplitude of the f_2 -meson photoproduction reads

$$A_{m_f \sigma; m_i \lambda_\gamma}^{f_2} = \frac{g_{f_2 \gamma \rho} g_{\rho N N}}{M_{f_2}} \bar{u}_f H_{\alpha \beta \mu}^{f_2} u_i \varepsilon^{* \alpha \beta} \varepsilon_{\lambda_\gamma}^\mu F_\rho(\bar{t}) , \quad (33)$$

with

$$\begin{aligned} H_{\alpha \beta \mu}^{f_2} &= (Q_\alpha G^\nu - Q^\nu G_\alpha)(k_\beta g_{\mu \nu} - k_\nu g_{\mu \beta}) + (Q_\beta G^\nu - Q^\nu G_\beta)(k_\alpha g_{\mu \nu} - k_\nu g_{\mu \alpha}) , \\ G_\mu &= (1 + \kappa_\rho) \gamma_\mu - \frac{\kappa_\rho}{M_N} p'_\mu . \end{aligned} \quad (34)$$

In the absence of experimental information necessary to extract the coupling constants $g_{a_2 \gamma \omega}$ and $g_{f_2 \gamma \rho}$, we assume that

$$e g_{a_2 \omega \gamma} = 0.29 , \quad e g_{f_2 \rho \gamma} = 0.14 . \quad (35)$$

These are rough estimates obtained by making use of the available data for the decay widths for $a_2 \rightarrow \omega\pi^+\pi^-$, $a_2 \rightarrow \gamma\gamma$, and $f_2 \rightarrow \gamma\gamma$ in conjunction with the vector dominance model, in addition to the Gell-Mann–Sharp–Wagner contact term [34].²

D. $K\bar{K}$ invariant mass distribution

If there is no limitation on the phase space of the outgoing kaons, then the integration over the decay angle of the K meson eliminates the interference terms among the scalar, vector, and tensor meson exchange contributions, and the $K\bar{K}$ invariant mass distribution may be expressed in a compact form as

$$\begin{aligned} \frac{64\pi^3(s - M_N^2)^2}{k_f} \frac{d\sigma}{d\bar{t} dM_{K\bar{K}}} &= M_\sigma^2 g_{\sigma KK}^2 \frac{|A_\sigma|^2}{(M_{K\bar{K}}^2 - M_\sigma^2)^2 + M_\sigma^2 \Gamma_\sigma^2} \\ &+ \frac{4k_f^2}{3} \left| \sum_V \frac{g_{VKK} A_{fi}^V}{M_{K\bar{K}}^2 - M_V^2 + iM_V \Gamma_V} \right|^2 \\ &+ \frac{8k_f^2}{5} \left| \sum_{t_2} \frac{k_f}{M_{t_2}} \frac{g_{t_2 KK} A_{fi}^{t_2}}{M_{K\bar{K}}^2 - M_{t_2}^2 + iM_{t_2} \Gamma_{t_2}} \right|^2, \end{aligned} \quad (36)$$

where the average over the spins/helicity in the initial state and the summation over spin variable in the final states are implied. One can see that, near threshold, the tensor meson contribution is suppressed by the factor $k_f^2/M_{t_2}^2 \ll 1$ compared to the vector meson contribution.

The $K\bar{K}$ invariant mass distribution at a forward angle of $K\bar{K}$ photoproduction [$\theta_{K\bar{K}}(\text{cm}) = 10^\circ$] is shown in Figs. 6 and 7. The photon energy was taken from the thresh-

² The value of the coupling constant $g_{a_2\omega\gamma}$ used in the present work leads to the $a_2 \rightarrow \omega\gamma$ decay width

$$\Gamma_{a_2 \rightarrow \omega\gamma} \approx 0.29 \text{ MeV}, \quad \frac{\Gamma_{a_2 \rightarrow \omega\gamma}}{\Gamma_{tot}} \approx 2.76 \times 10^{-3},$$

which is comparable with the $a_2 \rightarrow \pi\gamma$ decay with the branching ratio $(2.68 \pm 0.31) \times 10^{-3}$. Our estimate, therefore, may be taken as an upper limit. The value of the coupling constant $g_{f_2\omega\gamma}$ in Eq. (35) results in the branching ratio

$$\Gamma_{f_2 \rightarrow \rho\gamma} \approx 0.059 \text{ MeV}, \quad \frac{\Gamma_{f_2 \rightarrow \rho\gamma}}{\Gamma_{tot}} \approx 3.2 \times 10^{-4},$$

which is about a factor 28 greater than the branching ratio for the $f_2 \rightarrow \gamma\gamma$ decay, which is $(1.14 \pm 0.13) \times 10^{-5}$. Note that our estimate is about a factor 5.5 smaller than the similar estimate given in Ref. [27] where $\Gamma_{f_2 \rightarrow \rho\gamma}/\Gamma_{f_2 \rightarrow \gamma\gamma} \approx 155$.

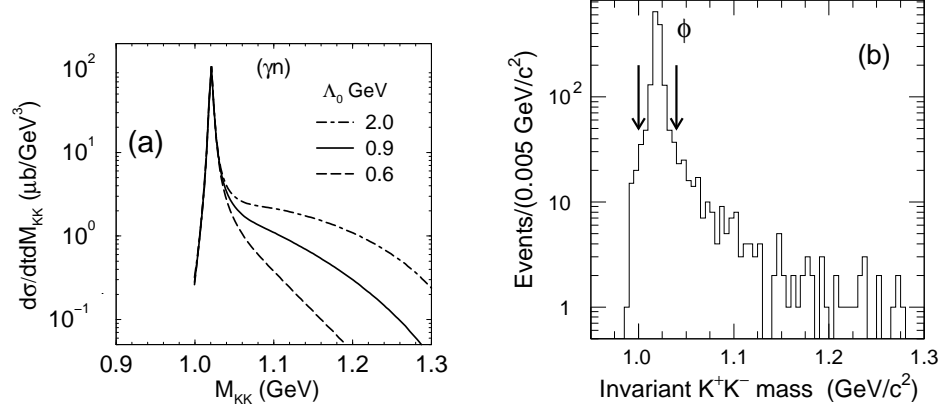


FIG. 6: (a) Dependence of the shape of the invariant mass distribution on the cutoff parameter Λ_0 in the $\gamma n \rightarrow K^+ K^-$ reaction. (b) $K\bar{K}$ invariant-mass distribution in $\gamma n \rightarrow K^+ K^-$ taken from Ref. [1]; arrows indicate the ϕ -meson cut window.

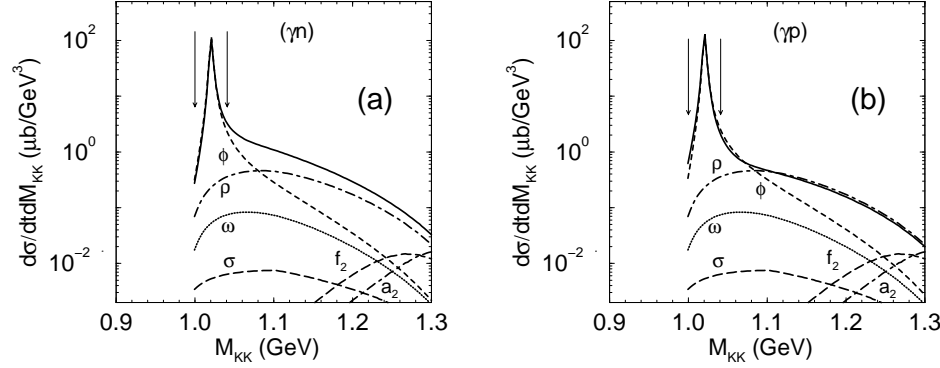


FIG. 7: $K\bar{K}$ invariant-mass distribution in (a) $\gamma n \rightarrow K^+ K^-$ and in (b) $\gamma p \rightarrow p K^0 \bar{K}^0$. The arrows indicate the ϕ -meson cut window.

old to 2.35 GeV, in accordance with the measurement of Ref. [1]. The distribution has one unknown parameter compared to the real vector meson photoproduction. It is the cutoff parameter Λ_0 in the form factor $F_{(V,\sigma,a_2,f_2)} = F(M_{(V,\sigma,a_2,f_2)}, M_{K\bar{K}}^2)$, where $F(M, x^2)$ is defined in Eq. (10). The dependence of the $K\bar{K}$ invariant mass on this parameter is shown in Fig. 6a. A comparison with the measured distribution [1] shown in Fig. 6b favors $\Lambda_0 \approx 0.9$ GeV. We use this value in our further analysis. Figures 7a,b show the structure of these distributions. One can see a strong ϕ -meson photoproduction peak at $M_{K\bar{K}} \approx M_\phi$ and a long tail dominated by the ρ -meson channel. The contribution from the other mesons is much smaller. The contribution from the a_2 and f_2 mesons becomes comparable to that from the vector mesons near the threshold, $M_{K\bar{K}} \approx 1.3$ GeV (at $E_\gamma = 2.2$ GeV). In this region of the $K\bar{K}$ invariant masses, the cross section is rather small compared to that around $M_{K\bar{K}} \approx M_\phi$,

which gives the main contribution to the background of the Θ^+ photoproduction at $E_\gamma \approx 2$ GeV.

Finally, we note that the cross section for $\gamma n \rightarrow nK^+K^-$ exceeds that for $\gamma p \rightarrow pK^0\bar{K}^0$ by approximately a factor of two. This is due to the distinct $\phi - \rho$ interference effect in these two reactions caused by the different signs in the ρK^+K^- and $\rho K^0\bar{K}^0$ coupling constants. In the case of the ϕ -meson, the signs of the ϕK^+K^- and $\phi K^0\bar{K}^0$ coupling constants are the same.

E. Non-resonant background in Θ^+ photoproduction

Let us now examine the background contribution to the angular distribution of the $K\bar{K}$ pair in the final state. The $K\bar{K}$ invariant mass is taken at the Θ^+ resonance position at $M_\Theta = M_0 = 1.54$ GeV. The corresponding differential cross section, $d\sigma/d\Omega dM_\Theta$, where Ω is the solid angle of the $K\bar{K}$ pair, is calculated using the general expression for the differential cross section given by Eq. (3). Here, all the background channels contribute coherently and the integration over the Θ^+ decay angle Ω_Z is performed numerically.

Our result for the $\gamma n \rightarrow nK^+K^-$ reaction is shown in Fig. 8a. One can see a rather strong contribution from the ϕ photoproduction. We will eliminate the phase space with the $K\bar{K}$ invariant mass from 1.00 to 1.04 GeV following Ref. [1] in order to reduce its contribution. The corresponding phase space, shown schematically in Fig. 4, is about 15% of the total phase space but it gives about 100% of the ϕ -channel contribution to the background. The differential cross section, with an $M_{K\bar{K}}$ cut for the γn and γp reactions, are shown in Figs. 8b and 8c, respectively. Now the ϕ and ρ contributions are comparable to each other. Another

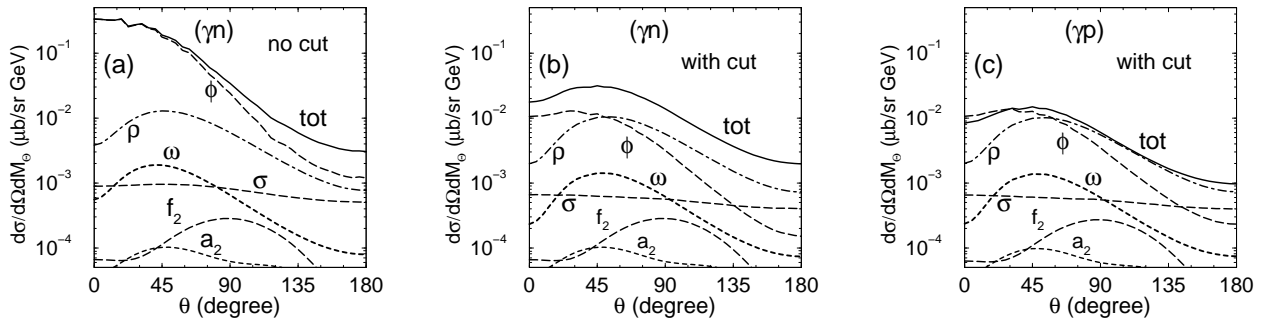


FIG. 8: Contribution of the background processes to the differential cross section of the Θ^+ photoproduction for the (a,b) γn and (c) γp reactions without (a) and with (b,c) the cut in the $K\bar{K}$ invariant-mass distribution, respectively.

interesting aspect is the enhancement of the σ contribution compared to the corresponding contribution in the case of the $K\bar{K}$ invariant-mass distributions shown in Fig. 6a,b. This enhancement is explained by the term $\kappa_\rho(R' \cdot \varepsilon_\gamma)/M_N$ in Eq. (20) caused by the ρNN tensor coupling. The contribution from this term increases strongly with increasing $|\mathbf{p}'| \sin \theta_K$. When the momentum transfer to the $K\bar{K}$ pair is small (see Fig. 7a,b), this contribution is rather small, whereas in the kinematic condition of Fig. 8 it is large.

As can be seen from Fig. 8 and from the discussion in connection to Fig. 7a,b in Sec. III.D, the contributions from the tensor mesons, a_2 and f_2 , at $E_\gamma \approx 2$ GeV are found to be very small (even for large coupling constants [27] and different choices of their signs). Therefore, hereafter, the tensor mesons will be omitted in our calculations.

IV. FIXING THE PARAMETERS OF THE RESONANT AMPLITUDE

(1) The magnitude of the coupling constant, $g_{\gamma KK^*}$, is extracted from the width of the $K^* \rightarrow \gamma K$ decay [35]. Its sign is fixed by SU(3) symmetry. We have $eg_{\gamma K^0 K^{*0}} = -0.35$ and $eg_{\gamma K^\pm K^{*\pm}} = 0.23$.

(2) The contribution of the s -channel (Fig. 1b) is small which leads to a rather weak dependence of the total amplitude on the tensor coupling κ_Θ in the $\gamma\Theta\Theta$ interaction within a “reasonable” range of $0 \lesssim |\kappa_\Theta| \lesssim 0.5$ [36]. Therefore, we choose $\kappa_\Theta = 0$ for both parities.

(3) The coupling constant $g_{\Theta NK}$ for the positive and negative Θ^\pm parity is found from the Θ^\pm decay width,

$$\Gamma_\Theta = \frac{[g_{\Theta NK}^\pm]^2 p_F}{2\pi M_\Theta} (\sqrt{M_N^2 + p_F^2} \mp M_N) . \quad (37)$$

There are several indications that the Θ^\pm decay width is most likely to be of the order of one MeV [37] and that the observed width Γ_{exp} in the Θ photoproduction is rather to be regarded as the experimental resolution (Δ). By construction (see Introduction), the differential cross section for the Θ^\pm photoproduction defined by Eq. (3) at the resonance position does not depend on the Θ decay width. Instead, it depends on the ratio of the coupling constants $g_{\Theta NK^*}$ and $g_{\Theta NK}$ (as well as, in general, also on other parameters). In principle, this ratio may be extracted from the experimental data by comparing the resonant and the background contributions because the cross section due to the background is known in the present case. However, a proper comparison requires to account for the “experimental

resolution” in our calculation. The smearing of the Θ^+ invariant mass distribution results in a suppression of the resonant cross section at the resonance position by a factor of

$$d^2 \approx \frac{\Gamma_\Theta}{\Delta} \approx \frac{1}{10}, \quad (38)$$

where we use an averaged value of $\Delta \approx 20$ MeV and $\Gamma_\Theta \approx 2$ MeV. We include the effect of this smearing by multiplying all the resonance amplitudes by this factor d . In our calculation we will use the ratio of the resonance plus background to background processes from the experiment to fix the model parameters. This ratio is different in different experiments and varies from 2 [3] to 7 [5]. We will use a value of 3.4 which corresponds to that found in the LEPS experiment.

(4) The next important point is to fix the cutoff parameters. In our model, we have two different cutoff parameters. One (Λ_{K^*}) is in the t -channel K^* exchange amplitude. Another one (Λ_B) defines the Born terms of the s -, u -, and t -channels and the current-conserving contact terms c . Generally speaking, Λ_{K^*} together with $g_{\Theta NK^*}$ (or the ratio $\alpha = g_{\Theta NK^*}/g_{\Theta NK}$) defines the strength of the K^* exchange amplitude. Increasing Λ_{K^*} leads to a decreasing α . If we assume for the moment that the Born terms are negligible compared to the K^* exchange, then taking as a guide the quark model prediction for α for the positive Θ^+ parity [38],

$$\alpha \approx \sqrt{3}, \quad (39)$$

we can fix Λ_{K^*} using the calculated background cross section and measured ratio of the resonance contribution to the background [signal-to-noise (S/N)]. The $\gamma p \rightarrow p K^0 \bar{K}^0$ reaction is close to this ideal case, where the K^* -exchange contribution is much larger than the Born terms. But in the case of the $\gamma n \rightarrow n K^+ \bar{K}^-$ reaction, the situation is more complicated. The t -channels and the contact terms are strong and comparable to the K^* exchange. These situations for the γp and γn reactions may be understood from Fig. 9. We show here the differential cross sections for the $\gamma N \rightarrow N K \bar{K}$ reactions as a function of \bar{K} -production angle in the center-of-mass system at the resonance position and for positive and negative Θ^+ parities. We display the individual contributions from the Born terms, the K^* exchange channel and the background processes for both the pseudoscalar and pseudovector couplings with $\Lambda_B = 1$ GeV. The parameters for the K^* exchange amplitude read $\Lambda_K^* = 1.5$, $\alpha = 1$ and $\kappa^* = 0$. One can see that for the γp reactions the K^* -exchange channel is dominant, whereas

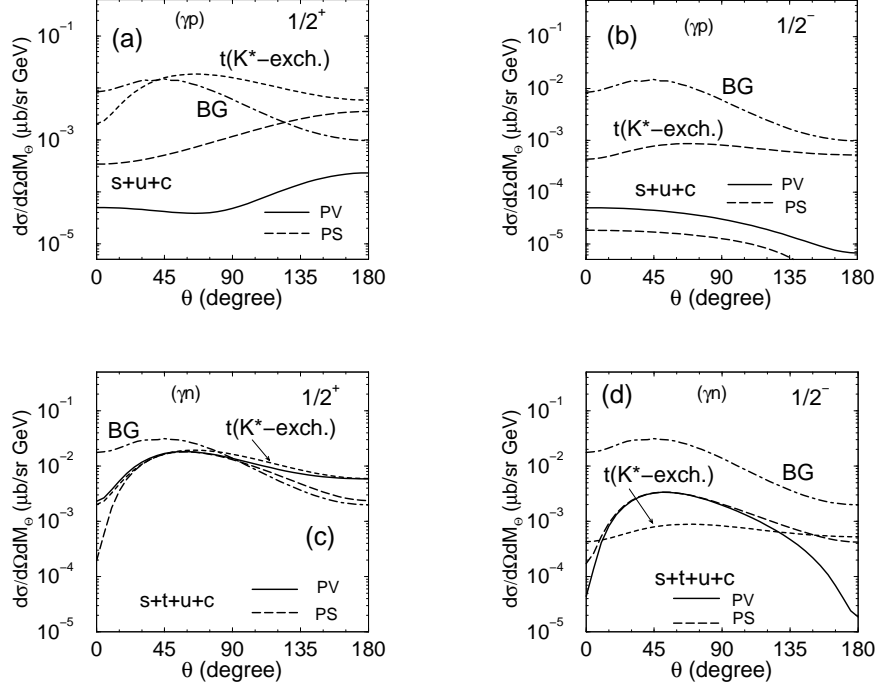


FIG. 9: Contributions of the Born s , t , u and the contact c terms in the (a,b) γp and (c,d) γn reactions, together with the t -channel K^* exchange and the background processes. The respective cases for positive and negative π_Θ are depicted in (a,c) and (b,d).

for the γn reactions all the individual contributions become comparable to each other and the problem of fixing the cut off parameter Λ_B must be solved consistently. Note that the inclusion of the Σ and Λ photoproduction [39] processes results in a larger ambiguity in the choice of Λ_B which varies from 0.5 to 2 (GeV) depending on the coupling scheme, method of conserving the electromagnetic current, etc.

To choose Λ_B , we use the following strategy. We assume that the ratio α , as well as the cutoff Λ_{K^*} , must be the same in the γp and γn reaction. Then, fixing α and Λ_{K^*} from the γp reaction and using the signal-to-noise ratio S/N , we determine Λ_B unambiguously for the γn reaction and its value will depend on the type of the coupling (PV or PS), the value and the sign of tensor coupling (κ^*), and sign of α .

Figure 10 shows the dependence of α on Λ_B at fixed Λ_{K^*} and $\kappa^* = 0$. For the γp reaction, this dependence is rather weak but for γn , it is strong. For further analysis of the γp reaction, we chose an averaged value of $\Lambda_B = 1$ GeV. We will analyze observables at three values of the tensor coupling $\kappa^* = 0, \pm 0.5$. The corresponding values of α depending on κ^* and the Θ^+ parity are shown in Table I. All the calculations are done at the \bar{K} production angle of $\theta = 55^\circ$, where the resonance processes are largest. Also, at this condition, the

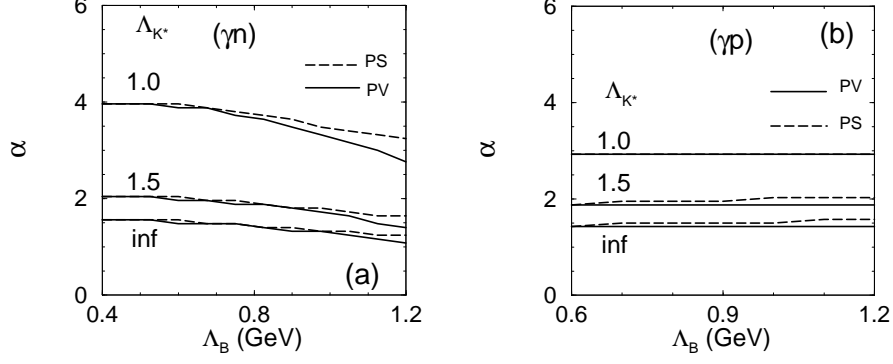


FIG. 10: The scale parameter α as a function of the cutoff parameters Λ_{K^*} and Λ_B .

background contribution is dominated by the known ϕ and ρ channels and therefore it is better established. Figures 11a-d show the result for the differential cross section for the $\gamma N \rightarrow NK\bar{K}$ reactions, calculated by considering a coherent sum of all the resonance processes with the scaled K^* exchange amplitude by a factor of α and appropriate Λ_B . One can see that in the vicinity of $\theta \approx 55^\circ$, the unpolarized cross sections for the different coupling schemes and different parities are close to each other for both the γp and γn

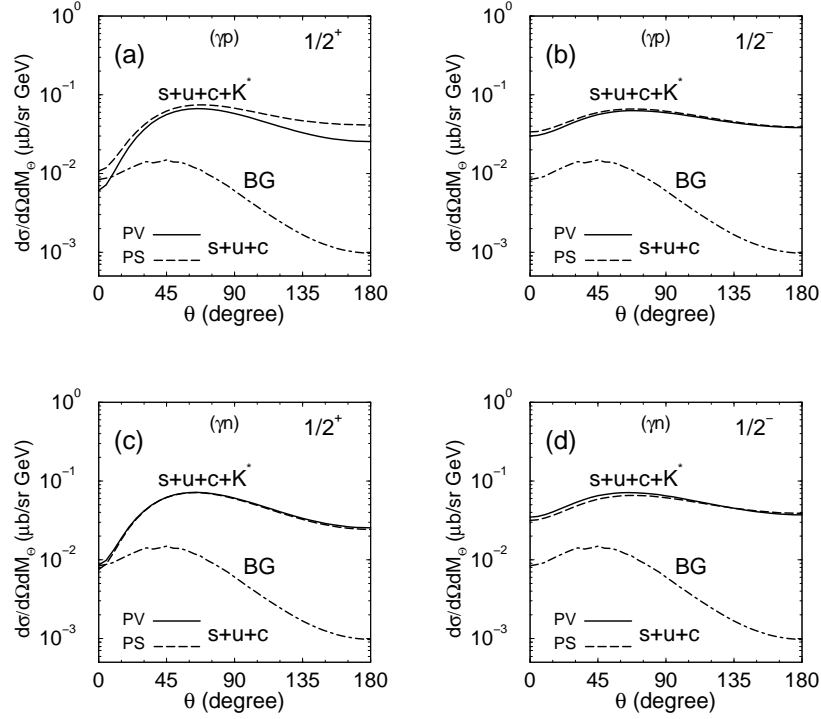


FIG. 11: The cross section of the resonance Θ^+ photoproduction and the background processes as a function of the \bar{K} -production angle for the (a,b) γp and (c,d) γn reactions and for the (a,c) positive and (b,d) negative parities of Θ^+ .

$1/2^P \setminus \kappa^*$	0.5	0.0	-0.5
$1/2^+$	1.67	1.875	2.01
$1/2^-$	9.38	8.625	7.88

TABLE I: Ratio $\alpha = g_{\Theta NK^*}/g_{\Theta NK}$ for different Θ^+ parity and tensor coupling $\kappa^* = 0, \pm 0.5$.

reaction. The difference between these two reactions may appear in the angular distribution of the $\Theta^+ \rightarrow NK$ decay and in the corresponding spin observables.

V. RESULTS AND DISCUSSION

A. Θ^+ decay distribution

The angular distribution of the $\Theta^+ \rightarrow NK$ decay is described by the decay amplitudes D^\pm in Eqs. (4) and (5). Later we will discuss the polar angle (Θ) distribution integrated over the azimuthal angle (Φ). The decay amplitudes exhibit a p- or an s-wave distribution depending on the parity of Θ^+ (π_Θ) being positive or negative, respectively. However, if the spin state of the recoil nucleon is not fixed, the difference in the angular distribution, normalized as

$$\int W(\cos \Theta) d \cos \Theta = 1 , \quad (40)$$

disappears (for a spin- $\frac{1}{2}$ Θ^+). The pure resonant amplitude results in an isotropic distribution with

$$W^R(\cos \Theta) = \frac{1}{2} . \quad (41)$$

The interference between the resonant and the background amplitudes leads to an anisotropy in the angular distribution. Figures 12a,b show the angular distribution $W(\cos \Theta)$ for the γn and γp reactions. Here we chose the PV-coupling scheme with positive α and $\kappa^* = 0$. The results for other input parameters are similar to those shown in Fig. 12. The solid and dashed curves correspond to the positive and negative parities for Θ^+ , respectively. The angular distribution due to the background is shown by the dot-dashed curve, whereas the contribution from the pure resonance channel is shown by the solid thin line. Some non-monotonic behavior of $W(\cos \Theta)$ around $\Theta \approx \pi/3$ is caused by the sharp cut in the $K\bar{K}$

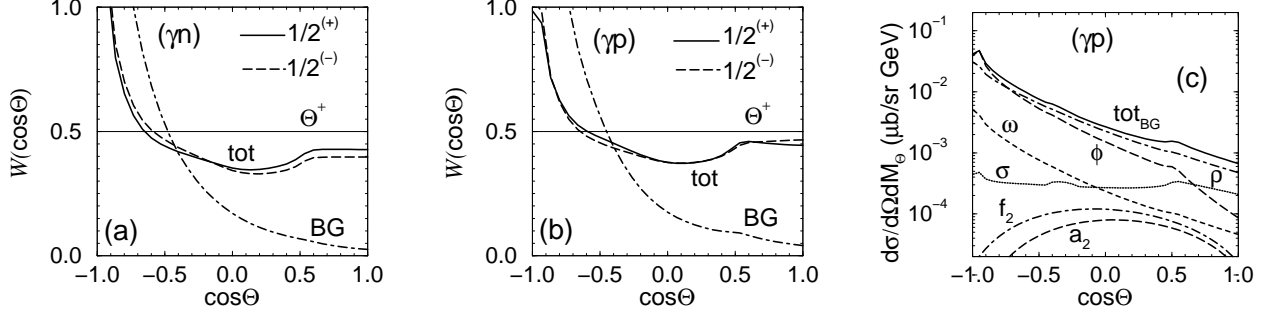


FIG. 12: The decay distributions of (a) nK^+ and (b) pK^0 in the reactions $\gamma \rightarrow nK^+K^-$ and $\gamma \rightarrow pK^0\bar{K}^0$, respectively. The solid and dashed curves correspond to the positive and negative Θ^+ parities, respectively. The distribution from the background is shown by the dot-dashed curve, whereas the contribution from the pure resonance channel is shown by the solid thin line. (c) The differential cross section of the background channels.

invariant mass with $|M_{K\bar{K}} - M_\phi| < 20$ MeV as described in Sec. III.E. We do not see any essential difference between the calculations corresponding to different π_Θ .

The differential cross section due to the background channels in $\gamma p \rightarrow pK^0\bar{K}^0$ is shown in Fig. 12c. It is peaked at $\cos\Theta \approx -1$ for the following two reasons. First, the momentum transfers to the $K\bar{K}$ pair ($|\vec{t}|$) reaches its minimum value at $\cos\Theta = -1$ and second, the polar angle of the $K\bar{K}$ decay distribution (θ_K) with respect to the photon momentum in the $K\bar{K}$ rest frame is close to $\pi/2$ (when $\theta \approx 55^\circ$ and $\Theta \approx \pi$). In this region the dominant background contribution arising from the vector meson channels has a maximum because the cross section due to the $\gamma N \rightarrow NV \rightarrow NK\bar{K}$ process is proportional to $\sin^2\theta_K$.

In summarizing this subsection, we conclude that: (i) the decay distribution for unpolarized Θ^+ photoproduction is not sensitive to the Θ^+ parity and (ii) the vector meson dominance of the background leads to a specific decay distribution which can be checked experimentally.

B. Spin observables

1. Single spin observables

Let us consider the beam asymmetry defined as

$$\Sigma_B = \frac{\sigma(\perp) - \sigma(\parallel)}{\sigma(\perp) + \sigma(\parallel)}, \quad (42)$$

where $\sigma(\perp)$ and $\sigma(\parallel)$ are the cross sections for Θ^+ photoproduction with the photon beam polarized perpendicular ($\varepsilon_\gamma = \hat{\mathbf{y}}$) or parallel ($\varepsilon_\gamma = \hat{\mathbf{x}}$) to the production plane, respectively. We will analyze the beam asymmetry as a function of the Θ^+ polar decay angle Θ . For the resonant channel contribution, $\sigma(\perp)$ and $\sigma(\parallel)$ do not depend on the decay angle Θ if the nucleon spin states are not fixed. Therefore, in this case, the beam asymmetry is a constant and its value depends on the details of the production mechanism. The interference with the background amplitude results in some structure of the beam asymmetry. The question is whether or not the beam asymmetries for positive and negative π_Θ are different from each other at a qualitative level.

Figures 13 and 14 and Figs. 15 and 16 show the results of our calculation for $\gamma p \rightarrow pK^0\bar{K}^0$ and $\gamma n \rightarrow nK^+K^-$, respectively, for different parity π_Θ , different coupling schemes, different signs of α , and different κ^* . The results for positive and negative π_Θ are shown in Figs. 13-16 (ab) and (cd), respectively. The results for the pseudovector (PV) and pseudoscalar (PS) couplings are displayed in Figs. 13-16 (ac) and (bd), respectively. The asymmetries shown in Figs. 13 and 15 are calculated with $\kappa^* = 0$; the dependence on κ^* is shown in Figs. 14 and 16. In Figs. 13 and 15 the asymmetries due to the pure resonant channel are shown by the long dashed ($\alpha > 0$) and dashed ($\alpha < 0$) lines. The asymmetry from the background is shown by the dot-dashed curves.

One can see that the resonant channel contribution gives rise to a positive and constant beam asymmetry. For the $\gamma p \rightarrow pK^0\bar{K}^0$ reaction its value depends on π_Θ : $\Sigma_B^+ \approx 2\Sigma_B^- \approx 0.6 - 0.8$. For the $\gamma n \rightarrow nK^+K^-$ reaction this dependence is rather weak. The asymmetry due to the background channels is negative with relatively large absolute value. The interplay of the resonant and background processes results in a strong deviation of Σ_B from the constant (“resonant”) values; in all the cases the asymmetry decreases down to negative values when $\Theta \rightarrow \pi$. The variation of κ^* modifies the asymmetry at $\cos\Theta \approx 1$ leaving, however, its shape almost unchanged. In Refs. [8, 9] the single beam asymmetry for the reaction $\gamma N \rightarrow \Theta^+\bar{K}$ was suggested for the determination of π_Θ by measuring the angular distribution of the \bar{K} mesons. In our analysis of the two-step process $\gamma N \rightarrow \Theta^+\bar{K} \rightarrow NK\bar{K}$, however, we find that the dependence of Σ_B on the parity π_Θ is not pronounced enough to allow the extraction of the parity of the Θ^+ state.

To summarize this subsection, we can conclude that the beam asymmetry cannot be used as a tool for determining π_Θ . The shapes of Σ_B for positive and negative π_Θ are almost the

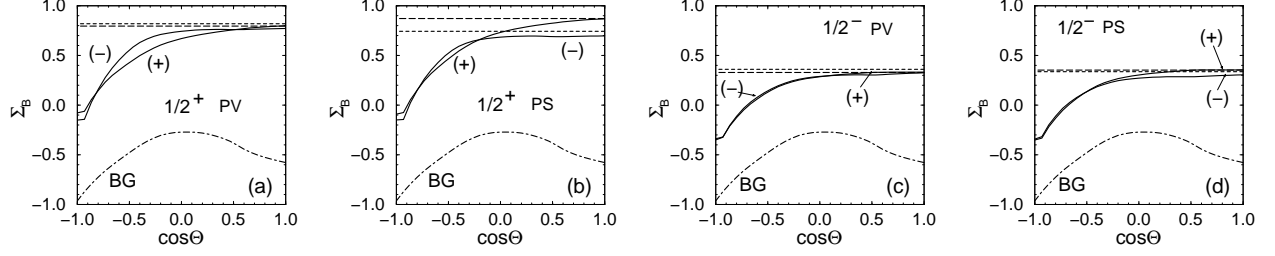


FIG. 13: The beam asymmetry in $\gamma p \rightarrow p K^0 \bar{K}^0$ as a function of the K decay angle for $\kappa^* = 0$. The results for $\pi_\Theta = +$ and $\pi_\Theta = -$ are shown in (a,b) and (c,d), respectively. The results for pseudovector (PV) and pseudoscalar (PS) couplings are displayed in (a,c) and (b,d), respectively. The symbol (\pm) corresponds to positive and negative α . The asymmetries due to the resonant channel are shown by the long dashed ($\alpha > 0$) and dashed ($\alpha < 0$) lines, respectively. The asymmetry from the background is shown by the dot-dashed curves.

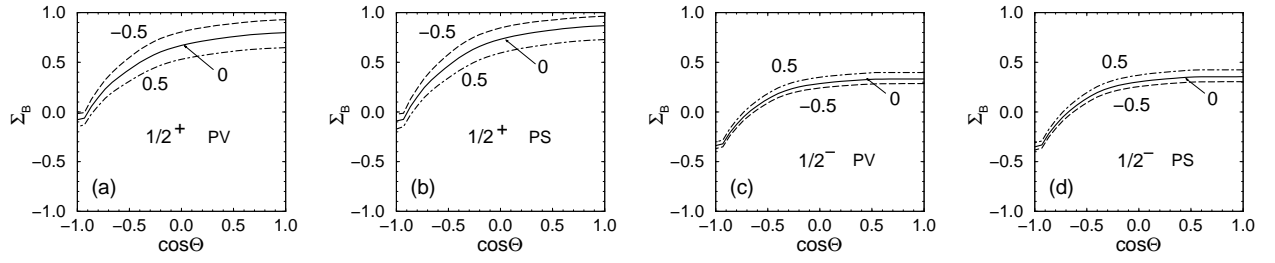


FIG. 14: The beam asymmetry in $\gamma p \rightarrow p K^0 \bar{K}^0$ as a function of the K decay angle. The result is for $\bar{\alpha} > 0$ and $\kappa^* = 0, \pm 0.5$. Other notations are the same as in Fig. 13.

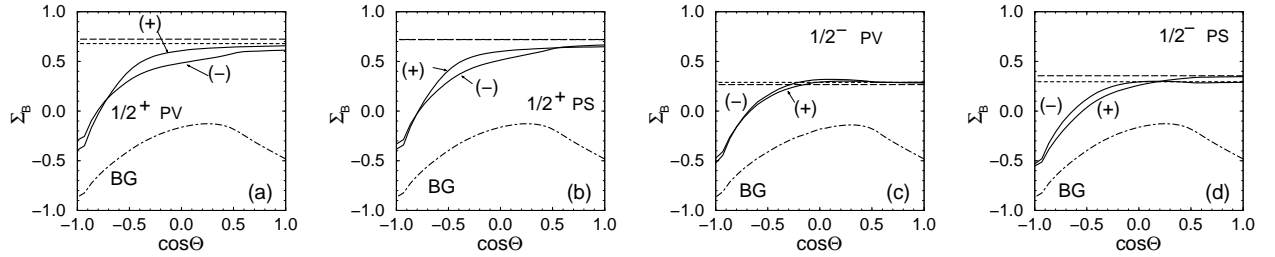


FIG. 15: The beam asymmetry in $\gamma n \rightarrow n K^+ \bar{K}^-$ as a function of the K decay angle. Notation is the same as in Fig. 13.

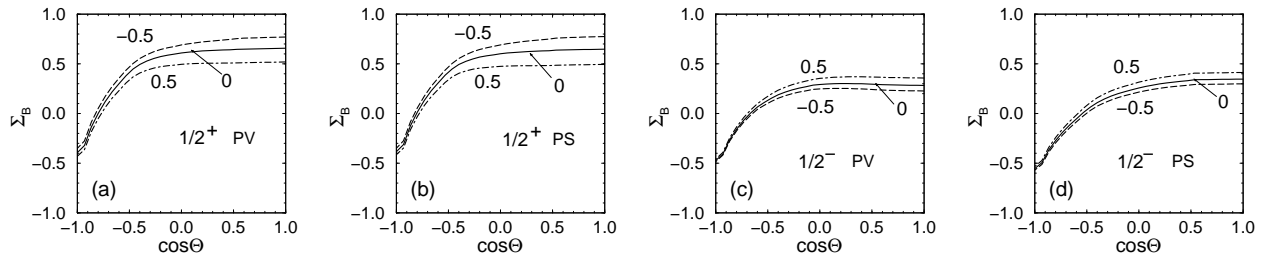


FIG. 16: The beam asymmetry $\gamma n \rightarrow n K^+ \bar{K}^-$ for different values of κ^* as a function of the K decay angle. Notation is the same as in Fig. 14.

same. The difference in Σ_B in $\gamma p \rightarrow p K^0 \bar{K}^0$ mentioned above gets small if we compare the result for positive π_Θ with $\kappa^* = 0.5$ and the result for negative π_Θ with $\kappa^* = -0.5$. A similar conclusion is valid for other single spin observables.

2. Double spin observables

As we have seen, the Θ^+ decay amplitudes in Eq. (5) are related directly to π_Θ . Therefore, observables sensitive to the Θ^+ parity must involve the spin dependence of the outgoing nucleon. Let us consider one of them, the target-recoil spin asymmetry, where the spin variables are related to the spin projections of incoming (target) and outgoing (recoil) nucleons ,

$$\mathcal{A}_{tr} = \frac{\sigma(\uparrow\uparrow) - \sigma(\uparrow\downarrow)}{\sigma(\uparrow\uparrow) + \sigma(\uparrow\downarrow)} . \quad (43)$$

Here, $\sigma(\uparrow\uparrow)$ and $\sigma(\uparrow\downarrow)$ are the cross sections without and with the spin flip transition from the incoming to outgoing nucleon, respectively. Using Eqs. (5) one can get the asymmetries due to the pure resonance channel,

$$\mathcal{A}_{tr}^+(\Theta) = \mathcal{A}_0^+ \cos 2\Theta , \quad \mathcal{A}_{tr}^-(\Theta) = \mathcal{A}_0^- , \quad (44a)$$

$$\mathcal{A}_0^\pm = \frac{d\sigma_R^\pm(\uparrow\uparrow) - d\sigma_R^\pm(\uparrow\downarrow)}{d\sigma_R^\pm(\uparrow\uparrow) + d\sigma_R^\pm(\uparrow\downarrow)} , \quad (44b)$$

where σ_R^+ and σ_R^- denote the cross section for Θ^+ photoproduction with the positive and negative π_Θ values, respectively. One can see that the spin asymmetries for positive and negative parities are qualitatively different to each other. In the case of a negative parity, the asymmetry is a constant, independent of Θ . For positive parity, the corresponding asymmetry exhibits a $\cos 2\Theta$ dependence which leads to a minimum or a maximum value at $\Theta = \pi/2$ and a null value at $\Theta = \pi/4$ and $3\pi/4$.

The next observation is related to the production mechanism. The dominance of the K^* -exchange channels leads to a relative suppression of the spin-flip transitions for positive π_Θ . Therefore, we have $\mathcal{A}_0^+ > 0$, which results in a minimum of the asymmetry $\mathcal{A}_{tr}^+ = \mathcal{A}_{tr\min}$ at $\Theta = \pi/2$. For negative π_Θ , the dominance of the K^* -exchange channels results in an enhancement of these transitions, so that $\mathcal{A}_0^- < 0$.

But this ideal picture is modified when we include the background contribution. The background processes are dominated by the spin-conserving transition which results in a positive asymmetry. Therefore, in the case of a negative π_Θ , the total asymmetry may be

either positive or negative. In the case of a positive π_Θ , the total asymmetry loses its $\cos 2\Theta$ dependence.

Our results for double target-recoil asymmetry are presented in Figs. 17 and 18 for the $\gamma p \rightarrow pK^0\bar{K}^0$ reaction and in Figs. 19 and 20 for the $\gamma n \rightarrow nK^+K^-$ reaction. All the notations are the same as in Figs. 13-16 for the beam asymmetry. For the pure resonance channel contribution one can see the $\cos 2\Theta$ dependence of \mathcal{A}_{tr} for the positive π_Θ and a constant for the negative π_Θ . The “modulation” \mathcal{A}_0^+ for positive π_Θ depends on the tensor coupling κ^* and decreases when κ^* increases. The background contribution modifies the asymmetries. In the case of a negative π_Θ , the asymmetries increases when $\Theta \rightarrow \pi$. In the case of a positive π_Θ , one can see a strong modification of the $\cos 2\Theta$ dependence. This modification is especially strong for larger values of κ^* . In this case we see almost a monotonic decrease of \mathcal{A}_{tr}^+ as Θ varies from π to 0 (see Figs. 18a and 20a), similarly to the case of the negative π_Θ for large and negative κ^* (see Figs. 18d and 20d). Therefore we can conclude that the background contribution hampers the use of the double spin observables for the determination of π_Θ because of a strong interplay of the production mechanism (in our example it is κ^*) and effects of the Θ^+ parity in the transition amplitudes.

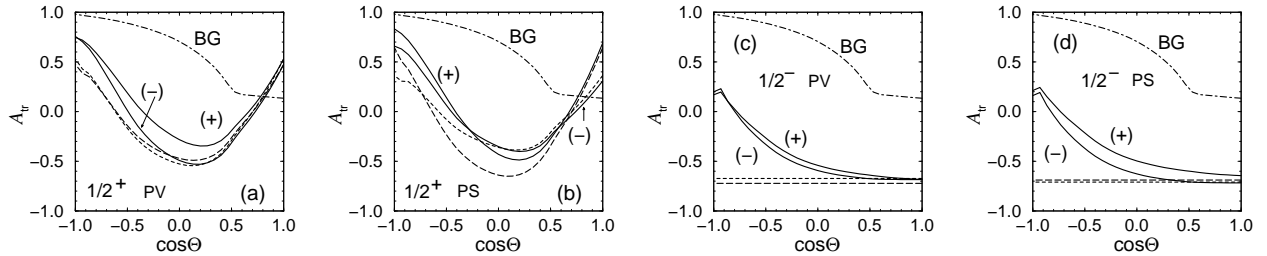


FIG. 17: The double target-recoil spin asymmetry \mathcal{A}_{tr} in $\gamma p \rightarrow pK^0\bar{K}^0$ as a function of the K decay angle. Notation is the same as in Fig. 13.

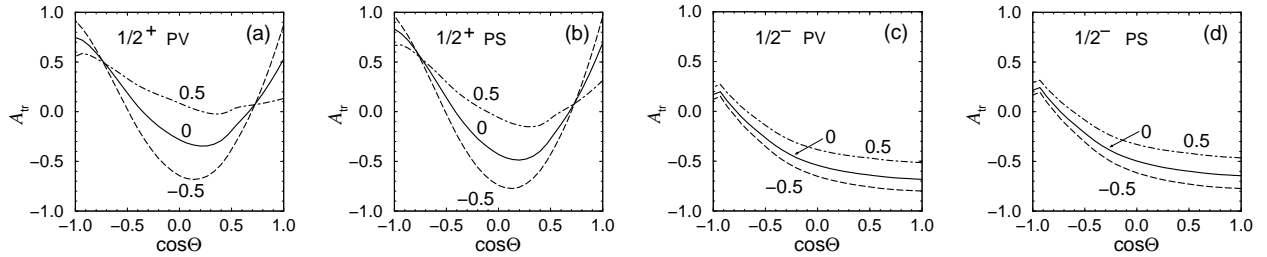


FIG. 18: The double target-recoil spin asymmetry \mathcal{A}_{tr} in $\gamma p \rightarrow pK^0\bar{K}^0$ as a function of the K decay angle for different values of κ^* . Notation is the same as in Fig. 14.

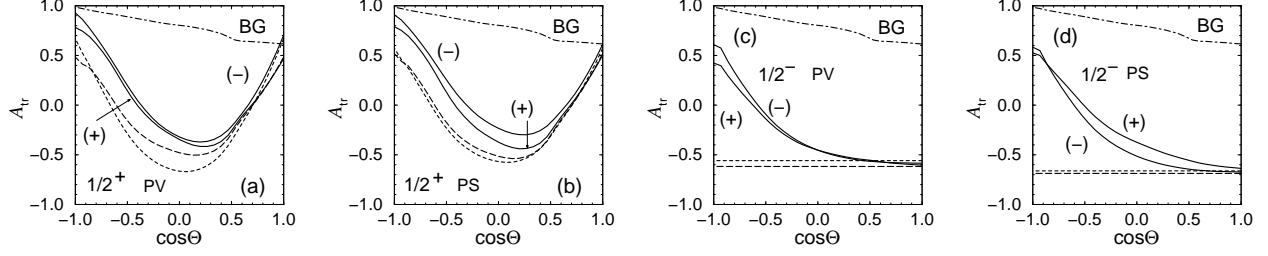


FIG. 19: Same as in Fig. 17, for $\gamma n \rightarrow n K^+ K^-$.

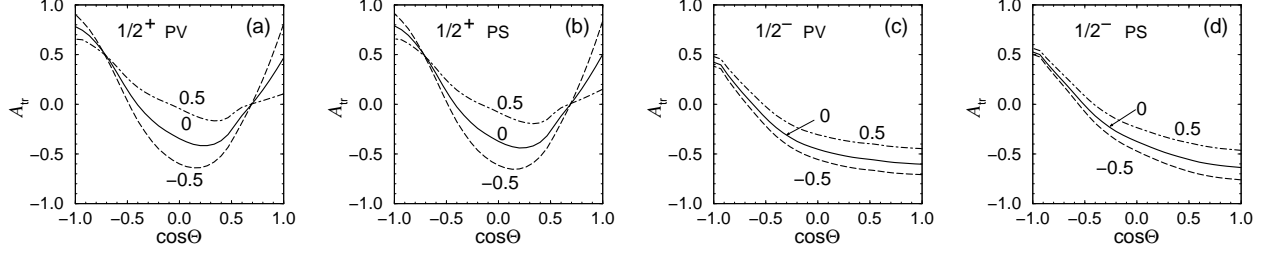


FIG. 20: Same as Fig. 18, for $\gamma n \rightarrow n K^+ K^-$.

3. Triple spin observables

Let us consider the beam asymmetry for the linearly polarized photon beam at a fixed polarization of the target and the recoil nucleons. The nucleon polarizations are chosen along the normal to the production plane [18, 20],

$$\Sigma_{yy}(\uparrow\uparrow) = \frac{\sigma^\perp(\uparrow\uparrow) - \sigma^\parallel(\uparrow\uparrow)}{\sigma^\perp(\uparrow\uparrow) + \sigma^\parallel(\uparrow\uparrow)}, \quad \Sigma_{yy}(\uparrow\downarrow) = \frac{\sigma^\perp(\uparrow\downarrow) - \sigma^\parallel(\uparrow\downarrow)}{\sigma^\perp(\uparrow\downarrow) + \sigma^\parallel(\uparrow\downarrow)}, \quad (45)$$

where $\sigma(\uparrow\uparrow)$ and $\sigma(\uparrow\downarrow)$ correspond to the spin-conserving and spin-flip transitions between the initial and the final nucleons, respectively. We choose these asymmetries because for the $2 \rightarrow 2$ ($\gamma N \rightarrow \Theta^+ \bar{K}$) reaction, Bohr's theorem [40] based on reflection symmetry in the scattering plane results in

$$\Sigma_{yy}^{\gamma N \rightarrow \Theta^+ \bar{K}}(\uparrow\uparrow) = +\pi_\Theta, \quad \Sigma_{yy}^{\gamma N \rightarrow \Theta^+ \bar{K}}(\uparrow\downarrow) = -\pi_\Theta. \quad (46)$$

This prediction is very strict, it does not depend on the production mechanism (in our case PV or PS coupling schemes, α , κ^* etc.) and therefore it is extremely attractive. But unfortunately, the realistic case is more complicated. As we discussed above, the realistic process is the $2 \rightarrow 3$ reaction ($\gamma N \rightarrow N K \bar{K}$) and we have to take into account the three-body aspects of the final state. Let us consider the coplanar reaction when all three outgoing

particles are in the production plane perpendicular to the nucleon polarization. In this case, Bohr's theorem predicts

$$\Sigma_{yy}(\uparrow\uparrow) = \pi_K = -1, \quad \Sigma_{yy}(\uparrow\downarrow) = -\pi_K = +1, \quad (47)$$

independently of the intermediate Θ^+ parity. It is conceivable that other “model-independent” predictions made for the $2 \rightarrow 2$ reaction may suffer from a similar problem. The only way to use Σ_{yy} as a tool to determine the parity of the Θ^+ pentaquark is to find a kinematical region where this asymmetry is sensitive to π_Θ and insensitive to the production mechanism.

Consider first the spin-conserving transitions. Figures 21 and 22 and Figs. 23 and 24 show results of our calculation of the triple spin asymmetry $\Sigma_{yy}(++) \equiv \Sigma_{yy}(\uparrow\uparrow)$ for $\gamma p \rightarrow pK^0\bar{K}^0$ and $\gamma n \rightarrow nK^+K^-$, respectively, for different π_Θ , different coupling schemes, different signs of α , and different κ^* . The results for the positive and negative π_Θ are shown in Figs. 21 and 23 (ab) and (cd), respectively. In Figs. 22 and 24 the results for both parities are displayed simultaneously. The results for pseudovector (PV) coupling are shown in panels (a) and (c) of Figs. 21 and 23, and panels (a) of Figs. 22 and 24; those for pseudoscalar (PS) coupling are given in panels (b) and (d) of Figs. 21 and 23, and panels (b) of Figs. 22 and 24. The

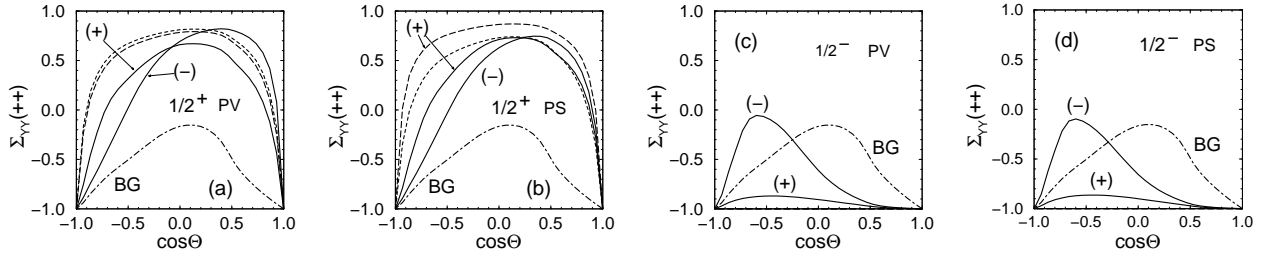


FIG. 21: The triple spin asymmetry $\Sigma_{yy}(\uparrow\uparrow)$ in $\gamma p \rightarrow pK^0\bar{K}^0$ as a function of the K decay angle. Notation is the same as in Fig. 13.

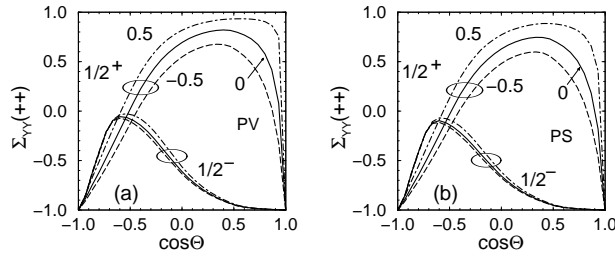


FIG. 22: The triple spin asymmetry $\Sigma_{yy}(\uparrow\uparrow)$ in $\gamma p \rightarrow pK^0\bar{K}^0$ as a function of the K decay angle for different values of κ^* and negative α . Notation is the same as in Fig. 14.

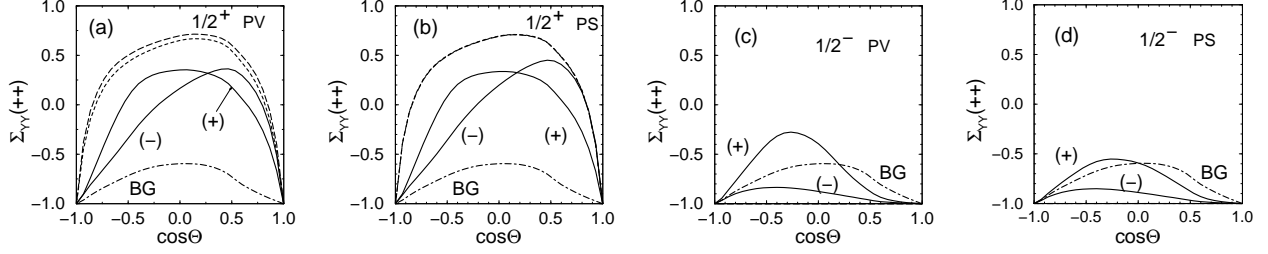


FIG. 23: Same as Fig. 21, for $\gamma n \rightarrow nK^+K^-$.

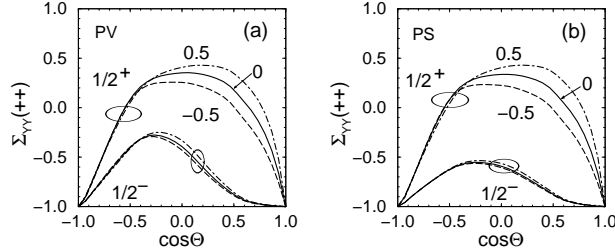


FIG. 24: Same as Fig. 22, for $\gamma n \rightarrow nK^+K^-$.

asymmetries shown in Figs. 21 and 23 are calculated with $\kappa^* = 0$; the dependence on κ^* is shown in Figs. 22 and 24. In Figs. 21 and 23 the asymmetries due to the resonant channel are shown by the long curves ($\alpha > 0$) and dashed ($\alpha < 0$) curves. The asymmetry due to the background is shown by the dot-dashed curves.

The case of $\Theta = 0, \pi$ corresponds to the coplanar geometry [Eq. (47)], where $\Sigma_{yy}(\uparrow\uparrow) = -1$ independently of π_Θ , reaction mechanism and input parameters. For the negative Θ^+ parity the asymmetry due to the resonant channel remains to be -1 at all $\cos \Theta$ because of the s-wave Θ^+ decay, and therefore predictions for $2 \rightarrow 2$ and $2 \rightarrow 3$ for this case are the same.

For positive parity, we have a p-wave decay which leads to a fast increasing asymmetry from -1 up to positive and large values and results in a specific bell-shape behavior of Σ_{yy} . In principle, the shapes of Σ_{yy} for different π_Θ are quite different from each other in the region of $-0.8 \lesssim \cos \Theta \lesssim 0.8$ and practically do not depend on the production mechanism. Therefore one could consider to use this asymmetry for determining π_Θ . Unfortunately, as in the case of the double target recoil asymmetry, this picture is modified by the interference between the resonance and background channels. For negative π_Θ and negative α , one can see a sizeable deviation of $\Sigma_{yy}(\uparrow\uparrow)$ from -1 at negative $\cos \Theta$. The effect of the resonance-background interference is large in the $\gamma n \rightarrow nK^+K^-$ reaction, leading to a decreasing $\Sigma_{yy}^+(\uparrow\uparrow)$ at $\cos \Theta \approx 0$ and an increasing $\Sigma_{yy}^-(\uparrow\uparrow)$ at $\cos \Theta \approx 0-0.2$ as compared to that in the

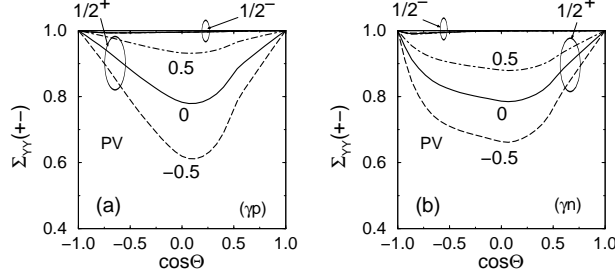


FIG. 25: The triple spin asymmetry $\Sigma_{yy}(\uparrow\downarrow)$ in (a) $\gamma p \rightarrow pK^0 \bar{K}^0$ and (b) $\gamma n \rightarrow nK^+ K^-$ as a function of the K^+ decay angle for different values of κ^* and positive $\bar{\alpha}$ and the PV-coupling scheme.

$\gamma p \rightarrow pK^0 \bar{K}^0$ reaction. Nevertheless, from Figs. 22 and 24 one can see that in the region of $0.5 \lesssim \cos \Theta \lesssim 0.8$, the asymmetries $\Sigma_{yy}^\pm(\uparrow\uparrow)$ for different parities are qualitatively different from each other. This feature suggests to use this observable for the determination of π_Θ .

Consider now the spin-flip transitions. For the vector-meson photoproduction, the spin-flip transitions are suppressed compared to the spin-conserving ones and, therefore, the effect of the background in $\Sigma_{yy}^\pm(\uparrow\downarrow)$ is much smaller than in $\Sigma^\pm(\uparrow\uparrow)$. Now, $\Sigma_{yy}^-(\uparrow\downarrow)$ is close to its “model-independent” limit (+1) [cf. Eq. (47)]. For the positive parity we expect $\Sigma_{yy}^+(\uparrow\downarrow) = +1$ at $\cos \Theta = \pm 1$ with some decrease at small $|\cos \Theta|$. The results of the calculations of $\Sigma_{yy}(+-) \equiv \Sigma_{yy}(\uparrow\downarrow)$ shown in Figs. 25a and b for $\gamma p \rightarrow pK^0 \bar{K}^0$ and $\gamma n \rightarrow nK^+ K^-$, respectively, confirm this expectation. They are obtained using the PV-coupling scheme and different κ^* . The results corresponding to other input parameter values are similar to those shown in Figs. 25a and b, and we do not display them here. One can see a clear difference between the predictions for positive and negative π_Θ . For negative parity, $\Sigma_{yy}^-(\uparrow\downarrow) \approx +1$ at all $\cos \Theta$. For positive parity, we have $\Sigma_{yy}^+(\uparrow\downarrow) = +1$ at $\cos \Theta = \pm 1$ with a minimum at $\cos \Theta = 0$. Unfortunately, the minimum value of $\Sigma_{yy}^+(\uparrow\downarrow)$ depends strongly on the tensor coupling κ^* ; in particular, at large negative κ^* , the deviation between $\Sigma_{yy}^+(\uparrow\downarrow)$ and $\Sigma_{yy}^-(\uparrow\downarrow)$ may be rather small. This makes it difficult to use $\Sigma_{yy}(\uparrow\downarrow)$ for the determination of π_Θ .

VI. SUMMARY

We have analyzed in detail for the first time two essential aspects of the problem associated with the determination of the parity of the Θ^+ pentaquark from photoproduction processes. The first one is the non-resonant background in the reaction $\gamma N \rightarrow NK\bar{K}$. The

second one is related to the three-body final states. The interference between the resonance amplitude and the non-resonant background results in a modification of all the spin observables from those corresponding to the pure resonance channels contribution. The effect of the three-body final state means that the predictions made for the spin “observables” of the (directly unobservable) two-body intermediate reaction $\gamma N \rightarrow \Theta^+ \bar{K}$ are not useful from a practical point of view. This applies to all “model-independent” predictions for the Θ^+ parity determination in Θ^+ photoproduction discussed recently in the literature [18–20].

We have analyzed in detail the non-resonant background. We have found that in the near-threshold energy region ($E_\gamma \approx 2$ GeV), the non-resonant background is dominated by the vector (ϕ , ρ , and ω) meson photoproduction. The contributions from the scalar (σ) and tensor (a_2 , f_2) mesons are rather small. However, the later may be important at higher energies. Additional information about the background structure may be found by studying the relative angular distribution of the $K\bar{K}$ pair. In our study, we have shown that, using both the measured ratio of the resonance to background yields and the calculated non-resonant background, we can find the strength of the K^* exchange amplitude and reduce the number of unknown parameters.

Finally, we have shown that only in the case of the triple spin asymmetry, one can find a kinematical “window” where the predictions are sensitive to the Θ^+ parity and insensitive to the production mechanism. The present analysis is based of the observed ratios of the resonant and non-resonant contributions, including the instrument’s energy resolution. The triple spin asymmetries are quite sensitive to the Θ^+ parity, but not to other parameters. If the instrument’s resolution will be improved in future experiments, the ratio will increase accordingly provided that the intrinsic width Γ_Θ is smaller than the instrument’s resolution. Then, the difference between the triple spin asymmetries $\Sigma(\uparrow\uparrow)$ for the positive and negative π_Θ will get quite conspicuous, and thus will provide the Θ^+ parity almost model-independently.

Acknowledgments

We thank S. Daté, K. Hicks, A. Hosaka, M. Fujiwara, T. Mibe, T. Nakano, Y. Oh, Y. Ohashi, and H. Toki for fruitful discussion. One of authors (A.I.T.) thanks T. Tajima, the director of the Advanced Photon Research Center, Japan Atomic Energy Research Institute,

for his hospitality to stay at SPring-8.

APPENDIX A: TRANSITION OPERATORS FOR RESONANCE CHANNELS

We show here the explicit expressions for the transition operators \mathcal{M}_μ in Eqs. (11) for the positive and negative Θ^+ parity (π_Θ) and for the PV- and PS-coupling schemes.

The specific parameters for the form factor of Eq. (10) required here are defined by

$$F_s = F(M_N, s) , \quad F_u = F(M_\Theta, u) , \quad \text{and} \quad F_t = F(M_{K^+}, t) . \quad (\text{A1})$$

In addition, we need the form factor combinations

$$\tilde{F}_{tu} = F_t + F_u - F_t F_u \quad \text{and} \quad \tilde{F}_{su} = F_s + F_u - F_s F_u \quad (\text{A2})$$

to construct the contact terms \mathcal{M}_μ^c given below that make the initial photoproduction amplitude gauge invariant [22, 23]. The four-momenta in the following equations are defined according to the arguments given in the reaction equation

$$\gamma(k) + N(p) \rightarrow \Theta^+(p_\Theta) + \bar{K}(\bar{q}) . \quad (\text{A3})$$

1. $\gamma n \rightarrow \Theta^+ K^-$

$\pi_\Theta = +1$; PV

$$\mathcal{M}_\mu^t = i \frac{eg_{\Theta NK}(k - 2\bar{q})_\mu \gamma_5}{t - M_{K^+}^2} F_t , \quad (\text{A4a})$$

$$\mathcal{M}_\mu^s = i \frac{eg_{\Theta NK}}{M_\Theta + M_N} \gamma_5 \not{\bar{q}} \frac{\not{p} + \not{k} + M_N}{s - M_N^2} \left(i \frac{\kappa_n}{2M_N} \sigma_{\mu\nu} k^\nu \right) F_s , \quad (\text{A4b})$$

$$\mathcal{M}_\mu^u = i \frac{eg_{\Theta NK}}{M_\Theta + M_N} \left(\gamma_\mu + i \frac{\kappa_\Theta}{2M_\Theta} \sigma_{\mu\nu} k^\nu \right) \frac{\not{p}_\Theta - \not{k} + M_\Theta}{u - M_\Theta^2} \gamma_5 \not{\bar{q}} F_u , \quad (\text{A4c})$$

$$\mathcal{M}_\mu^c = ieg_{\Theta NK} \gamma_5 \left[\frac{(k - 2\bar{q})_\mu}{t - M_{K^+}^2} (\tilde{F}_{tu} - F_t) + \frac{(2p_\Theta - k)_\mu}{u - M_\Theta^2} (\tilde{F}_{tu} - F_u) + \frac{\gamma_\mu}{M_\Theta + M_N} F_u \right] . \quad (\text{A4d})$$

$\pi_\Theta = +1$; PS

$$\mathcal{M}_\mu^t = i \frac{eg_{\Theta NK}(k_\mu - 2\bar{q}_\mu) \gamma_5}{t - M_{K^+}^2} F_t , \quad (\text{A5a})$$

$$\mathcal{M}_\mu^s = ieg_{\Theta NK} \gamma_5 \frac{\not{p} + \not{k} + M_N}{s - M_N^2} \left(i \frac{\kappa_p}{2M_N} \sigma_{\mu\nu} k^\nu \right) F_s , \quad (\text{A5b})$$

$$\mathcal{M}_\mu^u = ieg_{\Theta NK} \left(\gamma_\mu + i \frac{\kappa_\Theta}{2M_\Theta} \sigma_{\mu\nu} k^\nu \right) \frac{\not{p}_\Theta - \not{k} + M_\Theta}{u - M_\Theta^2} \gamma_5 F_u , \quad (\text{A5c})$$

$$\mathcal{M}_\mu^c = ieg_{\Theta NK} \gamma_5 \left[\frac{(k - 2\bar{q})_\mu}{t - M_{K^+}^2} (\tilde{F}_{tu} - F_t) + \frac{(2p_\Theta - k)_\mu}{u - M_\Theta^2} (\tilde{F}_{tu} - F_u) \right]. \quad (\text{A5d})$$

For both PS and PV couplings, the positive-parity t -channel K^* exchange is given by

$$\mathcal{M}_\mu^t(K^*) = \frac{eg_{\gamma KK^*} g_{\Theta NK^*}}{M_{K^*}} \frac{\varepsilon_{\mu\nu\alpha\beta} k^\alpha \bar{q}^\beta}{t - M_{K^*}^2} \left[\gamma^\nu - i \frac{\sigma^{\nu\lambda} (p - p_\Theta)_\lambda}{M_\Theta + M_N} \kappa^* \right] F(M_{K^*}, t). \quad (\text{A6})$$

For the negative Θ^+ parity, we have the following amplitudes.

$\pi_\Theta = -1$; PV

$$\mathcal{M}_\mu^t = i \frac{eg_{\Theta NK} (k - 2\bar{q})_\mu}{t - M_{K^+}^2} F_t, \quad (\text{A7a})$$

$$\mathcal{M}_\mu^s = -i \frac{eg_{\Theta NK}}{M_\Theta - M_N} \not{\not{p} + \not{k} + M_N} \frac{\left(i \frac{\kappa_n}{2M_N} \sigma_{\mu\nu} k^\nu \right)}{s - M_N^2} F_s, \quad (\text{A7b})$$

$$\mathcal{M}_\mu^u = -i \frac{eg_{\Theta NK}}{M_\Theta - M_N} \left(\gamma_\mu + i \frac{\kappa_\Theta}{2M_\Theta} \sigma_{\mu\nu} k^\nu \right) \frac{\not{p}_\Theta - \not{k} + M_\Theta}{u - M_\Theta^2} \not{F}_u, \quad (\text{A7c})$$

$$\mathcal{M}_\mu^c = ieg_{\Theta NK} \left[\frac{(k - 2\bar{q})_\mu}{t - M_{K^+}^2} (\tilde{F}_{tu} - F_t) + \frac{(2p_\Theta - k)_\mu}{u - M_\Theta^2} (\tilde{F}_{tu} - F_u) - \frac{\gamma_\mu}{M_\Theta - M_N} F_u \right]. \quad (\text{A7d})$$

$\pi_\Theta = -1$; PS

$$\mathcal{M}_\mu^t = i \frac{eg_{\Theta NK} (k - 2\bar{q})_\mu}{t - M_{K^+}^2} F_t, \quad (\text{A8a})$$

$$\mathcal{M}_\mu^s = ieg_{\Theta NK} \frac{\not{p} + \not{k} + M_N}{s - M_N^2} \left(i \frac{\kappa_n}{2M_N} \sigma_{\mu\nu} k^\nu \right) F_s, \quad (\text{A8b})$$

$$\mathcal{M}_\mu^u = ieg_{\Theta NK} \left(\gamma_\mu + i \frac{\kappa_\Theta}{2M_\Theta} \sigma_{\mu\nu} k^\nu \right) \frac{\not{p}_\Theta - \not{k} + M_\Theta}{u - M_\Theta^2} F_u, \quad (\text{A8c})$$

$$\mathcal{M}_\mu^c = ieg_{\Theta NK} \left[\frac{(k - 2\bar{q})_\mu}{t - M_{K^+}^2} (\tilde{F}_{tu} - F_t) + \frac{(2p_\Theta - k)_\mu}{u - M_\Theta^2} (\tilde{F}_{tu} - F_u) \right]. \quad (\text{A8d})$$

For negative Θ^+ parity, the K^* exchange is given by

$$\mathcal{M}_\mu^t(K^*) = \frac{eg_{\gamma KK^*} g_{\Theta NK^*}}{M_{K^*}} \frac{\varepsilon_{\mu\nu\alpha\beta} k^\alpha \bar{q}^\beta}{t - M_{K^*}^2} \gamma_5 \left[\gamma^\nu - i \frac{\sigma^{\nu\lambda} (p - p_\Theta)_\lambda}{M_\Theta + M_N} \kappa^* \right] F(M_{K^*}, t). \quad (\text{A9})$$

2. $\gamma p \rightarrow \Theta^+ \bar{K}^0$

$\pi_\Theta = +1$; PV

$$\mathcal{M}_\mu^s = i \frac{eg_{\Theta NK}}{M_\Theta + M_N} \gamma_5 \not{\not{p} + \not{k} + M_N} \frac{\left(\gamma_\mu + i \frac{\kappa_p}{2M_N} \sigma_{\mu\nu} k^\nu \right)}{s - M_N^2} F_s, \quad (\text{A10a})$$

$$\mathcal{M}_\mu^u = i \frac{eg_{\Theta NK}}{M_\Theta + M_N} \left(\gamma_\mu + i \frac{\kappa_\Theta}{2M_\Theta} \sigma_{\mu\nu} k^\nu \right) \frac{\not{p}_\Theta - \not{k} + M_\Theta}{u - M_\Theta^2} \gamma_5 \not{F}_u, \quad (\text{A10b})$$

$$\mathcal{M}_\mu^c = i \frac{eg_{\Theta NK}}{M_\Theta + M_N} \gamma_5 \not{\not{F}} \left[\frac{(2p + k)_\mu}{s - M_N^2} (\tilde{F}_{su} - F_s) + \frac{(2p_\Theta - k)_\mu}{u - M_\Theta^2} (\tilde{F}_{su} - F_u) \right]. \quad (\text{A10c})$$

$\pi_\Theta = +1$; PS

$$\mathcal{M}_\mu^s = ieg_{\Theta NK} \gamma_5 \frac{\not{p} + \not{k} + M_N}{s - M_N^2} \left(\gamma_\mu + i \frac{\kappa_p}{2M_N} \sigma_{\mu\nu} k^\nu \right) F_s , \quad (\text{A11a})$$

$$\mathcal{M}_\mu^u = ieg_{\Theta NK} \left(\gamma_\mu + i \frac{\kappa_\Theta}{2M_\Theta} \sigma_{\mu\nu} k^\nu \right) \frac{\not{p}_\Theta - \not{k} + M_\Theta}{u - M_\Theta^2} \gamma_5 F_u , \quad (\text{A11b})$$

$$\mathcal{M}_\mu^c = ieg_{\Theta NK} \gamma_5 \left[\frac{(2p + k)_\mu}{s - M_N^2} (\tilde{F}_{su} - F_s) + \frac{(2p_\Theta - k)_\mu}{u - M_\Theta^2} (\tilde{F}_{su} - F_u) \right] . \quad (\text{A11c})$$

The transition amplitudes for the negative Θ^+ parity may be obtained immediately from Eqs. (A10) and (A11) by the simple substitutions

$$\text{PV:} \quad \frac{\gamma_5}{M_\Theta + M_N} \rightarrow -\frac{1}{M_\Theta - M_N} , \quad (\text{A12a})$$

$$\text{PS:} \quad \gamma_5 \rightarrow 1 . \quad (\text{A12b})$$

APPENDIX B: POMERON EXCHANGE AMPLITUDE

The invariant amplitude for the Pomeron-exchange process has the form

$$A_{fi}^P = -M_P(s, t) \Gamma_{fi}^P . \quad (\text{B1})$$

The scalar function $M_P(s, t)$ is described by the Regge parameterization,

$$M_P(s, t) = C_P F_1(t) F_2(t) \frac{1}{s} \left(\frac{s}{s_P} \right)^{\alpha_P(t)} \exp \left[-\frac{i\pi}{2} \alpha_P(t) \right] , \quad (\text{B2})$$

where $F_1(t)$ is the isoscalar electromagnetic form factor of the nucleon and $F_2(t)$ is the form factor given in Appendix C for the vector-meson-photon-Pomeron coupling. We also follow Ref. [42] to write

$$F_1(t) = \frac{4M_N^2 - 2.8t}{(4M_N^2 - t)(1 - t/t_0)^2} , \quad F_2(t) = \frac{2\mu_0^2}{(1 - t/M_V^2)(2\mu_0^2 + M_V^2 - t)} , \quad (\text{B3})$$

where $t_0 = 0.7 \text{ GeV}^2$. The Pomeron trajectory is known to be $\alpha_P(t) = 1.08 + 0.25t$. The strength factor C_P is given by

$$C_P = \frac{6eg^2}{\gamma_V} , \quad (\text{B4})$$

where γ_V is the vector meson decay constant ($\gamma_\omega^2 = 72.71$, $\gamma_\phi^2 = 44.22$, and $\gamma_\rho^2 = 6.33$). The parameter g has a meaning of the Pomeron-quark coupling and it is taken to be the same for

all vector mesons ($g^2 = 16.6$). The remaining parameters read $\mu_0^2 = 1.1 \text{ GeV}^2$ and $s_P = 4 \text{ GeV}^2$. The amplitude Γ_{fi}^P reads

$$\Gamma_{fi}^P = \bar{u}_f \not{k} u_i (\varepsilon_{\lambda_V}^* \cdot \varepsilon_{\lambda_\gamma}) - \bar{u}_f \not{\varepsilon}_{\lambda_\gamma} u_i (\varepsilon_{\lambda_V}^* \cdot k) - \bar{u}_f \not{\varepsilon}_{\lambda_V}^* u_i \left[\varepsilon_{\lambda_\gamma} \cdot q - \frac{(\varepsilon_{\lambda_\gamma} \cdot \bar{p})(k \cdot q)}{\bar{p} \cdot k} \right], \quad (\text{B5})$$

with $\bar{p} = (p + p')/2$. $\varepsilon_\mu(V)$ and $\varepsilon_\nu(\gamma)$ are the polarization vectors of the vector meson (ρ, ϕ) and the photon, respectively, and $u_i = u_{m_i}(p)$ [$u_f = u_{m_f}(p')$] is the Dirac spinor of the nucleon with momentum p (p') and spin projection m_i (m_f).

APPENDIX C: PARAMETERS FOR THE NON-RESONANT BACKGROUND

The parameters of the model that define the amplitude of the vector-meson photoproduction are taken from previous studies [26, 28]. The coupling constants in Eqs. (12a)-(12e) are based on empirical knowledge, comparison with the corresponding decay widths and SU(3)-symmetry considerations. For the σ -meson photoproduction, we use the Bonn model as listed in Table B.1 (Model II) of Ref. [32]. All coupling constants are displayed in Table II.

TABLE II: Coupling constants for the non-resonant background.

g	value	source	Ref.
$g_{\pi NN}$	13.26	ϕ, ω photoproduction	[26, 28]
$g_{\eta NN}$	3.54	SU(3)	[24]
$g_{\sigma NN}$	10.03	ρ photoproduction	[26]
$g_{\rho NN}; \kappa_\rho$	3.72; 6.71	Bonn Model	[32]
$eg_{\rho\sigma\gamma}$	0.82	ρ photoproduction	[26]
$eg_{\rho\pi\gamma}$	0.16	ρ photoproduction	[26]
$eg_{\omega\pi\gamma}$	0.55	ω photoproduction	[26]
$eg_{\phi\pi\gamma}$	-0.043	$\phi \rightarrow \pi\gamma$ decay, SU(3)	[35]
$eg_{\phi\eta\gamma}$	-0.214	$\phi \rightarrow \eta\gamma$ decay, SU(3)	[35]
$g_0 \equiv g_{\phi KK}$	4.48	$\phi \rightarrow KK$ decay	[35]
$g_{\rho K^+ K^-}$	$g_0/\sqrt{2}$	SU(3)	[35]
$g_{\rho K^0 \bar{K}^0}$	$-g_0/\sqrt{2}$	SU(3)	[35]
$g_{\sigma KK} = -g_{\sigma\pi\pi}$	1.74	$\sigma \rightarrow \pi\pi$ decay, SU(3)	[35]

All the vertex functions are dressed by monopole form factors. We use the following expressions for their products:

$$F_\pi(t) = \left(\frac{0.6^2 - m_\pi^2}{0.6^2 - t} \right)^2, \quad (\text{C1a})$$

$$F_\eta(t) = \left(\frac{1.0^2 - m_\eta^2}{1.0^2 - t} \right) \left(\frac{0.9^2 - m_\eta^2}{0.9^2 - t} \right), \quad (\text{C1b})$$

$$F_\sigma(t) = \left(\frac{1.0^2 - m_\sigma^2}{1.0^2 - t} \right) \left(\frac{0.9^2 - m_\sigma^2}{0.9^2 - t} \right), \quad (\text{C1c})$$

$$F_\rho(t) = \left(\frac{1.3^2 - m_\rho^2}{1.3^2 - t} \right)^2, \quad (\text{C1d})$$

where all the masses are in GeV and t is in GeV^2 .

-
- [1] T. Nakano *et al.* [LEPS Collaboration], Phys. Rev. Lett. **91**, 012002 (2003).
 - [2] V. V. Barmin *et al.* [DIANA Collaboration], Phys. Atom. Nucl. **66**, 1715 (2003).
 - [3] S. Stepanyan *et al.* [CLAS Collaboration], Phys. Rev. Lett. **91**, 252001 (2003).
 - [4] V. Kubarovsky, S. Stepanyan *et al.* [CLAS Collaboration], Phys. Rev. Lett. **92**, 032001 (2004).
 - [5] J. Barth *et al.* [SAPHIR Collaboration], Phys. Lett. **B572**, 127 (2003).
 - [6] A. E. Asratyan, A. G. Dolgolenko, and M. A. Kubantsev, Phys. Atom. Nucl. **67**, 682 (2004),
Yad. Fiz. **67**, 704 (2004).
 - [7] L. Camiller *et al.* [SAPHIR Collaboration], Phys. Lett. **B 572**, 127 (2003).
 - [8] K. Nakayama and K. Tsushima, Phys. Lett. **B583**, 269 (2004).
 - [9] Q. Zhao, Phys. Rev. D **69**, 053009 (2004), Erratum-*ibid.* D **70**, 039901 (2004).
 - [10] Q. Zhao and J. S. Al-Khalili, Phys. Lett. **B585**, 91 (2004), Erratum-*ibid.* **B596**, 317, (2004).
 - [11] S. I. Nam, A. Hosaka, and H. C. Kim, Phys. Lett. **B579**, 43 (2004).
 - [12] Y. Oh, H. C. Kim, and S. H. Lee, Phys. Rev. D **69**, 014009 (2004).
 - [13] W. Liu and C. M. Ko, Phys. Rev. C **68**, 045203 (2003).
 - [14] W. Liu and C. M. Ko, Nucl. Phys. **A741**, 215 (2004).
 - [15] W. Liu, C. M. Ko, and V. Kubarovsky, Phys. Rev. C **69**, 025202 (2004).
 - [16] Y. Oh, H. C. Kim, and S. H. Lee, arXiv:hep-ph/031229.
 - [17] F. E. Close and Qiang Zhao, Phys. Lett. **B590**, 176 (2004).
 - [18] H. Ejiri, <http://www.spring8.or.jp/e/conference/appeal/proceedings/Theta+Spin.pdf>.

- [19] M. P. Rekalo and E. Tomasi-Gustafsson, arXiv:hep-ph/0401050.
- [20] K. Nakayama and W. G. Love, Phys. Rev. C **70**, 012201 (2004).
- [21] J. D. Bjorken and S. D. Drell, “*Relativistic Quantum Mechanics*” (McGraw-Hill, 1964).
- [22] H. Haberzettl, Phys. Rev. C **56**, 2041 (1997); H. Haberzettl, C. Bennhold, T. Mart, and T. Feuster, Phys. Rev. C **58**, R40 (1998).
- [23] R. Davidson and R. Workman, Phys. Rev. C **63**, 025210 (2001).
- [24] A. I. Titov, T.-S. H. Lee, H. Toki, and O. Streltsova, Phys. Rev. C **60**, 035205 (1999).
- [25] A. I. Titov and T.-S. H. Lee, Phys. Rev. C **66**, 015204 (2002).
- [26] B. Friman and M. Soyeur, Nucl. Phys. **A600**, 477 (1996).
- [27] Y. Oh and T.-S. H. Lee, Phys. Rev. C **69**, 025201 (2004).
- [28] A. I. Titov and T.-S. H. Lee, Phys. Rev. C **67**, 065205 (2003).
- [29] F. J. Klein, Ph.D. Thesis, Bonn Univ. (1996); SAPHIR Collaboration, F. J. Klein *et al.*, πN Newsletter **14**, 141 (1998).
- [30] H. J. Besch, G. Hartmann, R. Kose, F. Krautschneider, W. Paul, and U. Trinks, Nucl. Phys. **B70**, 257 (1974).
- [31] J. Barth *et al.*, Eur. Phys. J. A **17**, 269 (2003).
- [32] R. Machleid, Adv. Nucl. Phys. **19**, 189 (1989).
- [33] A. R. Dzierba, D. Kroll, M. Swat, S. Teige, and A. P. Szczepaniak, Phys. Rev. C **69**, 065205 (2004).
- [34] M. Gell-Mann, D. Sharp, and W. G. Wagner, Phys. Rev. Lett. **8**, 261 (1962).
- [35] K. Hagiwara *et al.* [Particle Data Group Collaboration], Phys. Rev. D **66**, 010001 (2002).
- [36] Y.-R. Liu, P.-Z. Huang, W.-Z. Deng, X.-L. Chen, and Shi-Lin Zhu, Phys. Rev. C **69**, 035205 (2004).
- [37] R. A. Arndt, I. I. Strakovsky, and R. L. Workman, Phys. Rev. C **68**, 042201 (2003); J. Haidenbauer and G. Krein, Phys. Rev. C **68**, 052201 (2003); A. Casher and S. Nussinov, Phys. Lett. **B578**, 124 (2004).
- [38] B. K. Jennings and K. Maltman, Phys. Rev. D **69**, 094020 (2004); C. E. Carlson, C. D. Carone, H. J. Kwee, and V. Nazaryan, Phys. Rev. D **70**, 037501 (2004); F. Bucella and P. Sorba, Mod. Phys. Lett. **A19**, 1547 (2004).
- [39] S. Janssen, J. Ryckebusch, D. Debruyne, and T. Van Cauteren, Phys. Rev. C **65**, 015201 (2002); *ibid.* **66**, 035202 (2002).

- [40] A. Bohr, Nucl. Phys. **10**, 486 (1959).
- [41] A.I. Titov, Y. Oh, S.N. Yang, and T. Morii, Phys. Rev. C **58**, 2429 (1998).
- [42] A. Donnachie and P.V. Landshoff, Phys. Lett. **B185**, 403 (1987); Nucl. Phys. **B244**, 322 (1984); *ibid.* **B267**, 690 (1986).