

Neutrino oscillations: measuring θ_{13} including its sign

D. C. Latimer and D. J. Ernst

Department of Physics and Astronomy, Vanderbilt University, Nashville, Tennessee 37235, USA

(Dated: February 9, 2020)

The recent realization that, even in the presence of matter effects, the bounds on the mixing angles that parameterize three neutrino oscillations can be taken to be $-\pi/2 \leq \theta_{13} \leq \pi/2$; $0 \leq \theta_{12}, \theta_{23} \leq \pi/2$; and $\delta \in [0, \pi)$ leads to the question, “How can one measure θ_{13} including its sign?” Here we demonstrate analytically and with a model analysis of the world’s data that $\mathcal{P}_{e\mu}$ and $\mathcal{P}_{\mu\mu}$ at $L/E = 2\pi/\Delta_{21}$ exhibit significant linear dependence on $\sin\theta_{13}$. Measurements at this particular value of L/E can thus determine not only θ_{13} but also its sign if CP is conserved. The results presented here further demonstrate our earlier results that parameterizing neutrino oscillation probabilities as a function of $\sin^2\theta_{13}$ is insufficient.

PACS numbers: 14.60.-z, 14.60.pq

Keywords: neutrino, oscillations, three neutrinos, neutrino mixing

INTRODUCTION

In order to incorporate neutrino oscillations, the standard model is conventionally extended by adding a mass term and a mixing matrix. This theory of three-flavor neutrino oscillations has been successful in accommodating the results of neutrino oscillation experiments, save LSND [1]. The theory contains six independent parameters: three mixing angles θ_{jk} , two independent mass-squared differences $\Delta_{jk} := m_j^2 - m_k^2$, and one Dirac CP phase δ . Ref. [2], for example, provides a summary of the current knowledge of the values of these parameters and describes future experiments. The long baseline (LBL) K2K experiment [3] is in the process of confirming the results of the Super-K atmospheric experiment [4] by measuring the parameters Δ_{32} and θ_{23} , independent of atmospheric neutrino flux models. Future LBL experiments, MINOS [5], OPERA [6], and ICARUS [7], will improve upon the bounds for these parameters. Additionally, a global analysis of these LBL experiments could provide a lower bound on the magnitude of θ_{13} [8]. Future LBL experiments might also resolve the question of mass hierarchy and the level, if any, of CP violation in the neutrino sector.

We here examine the related question of how to best measure θ_{13} , including its sign. In Ref. [9], we have shown that, even in the presence of matter effects [10], neutrino oscillations can be uniquely and completely parameterized with the following bounds on the angles: the CP phase δ lies in the range $[0, \pi)$; θ_{13} lies in the range $[-\pi/2, \pi/2]$; and the remaining mixing angles lie within the first quadrant. This choice of bounds has two advantages. First, present experiments limit θ_{13} to a small asymmetric region around zero [11, 12]. Other choices for bounding the mixing angles would break this region into two disconnected regions. Secondly, the CP violating phase is restricted to the first two quadrants; this range is sufficient to characterize all CP violating effects. Terms proportional to $\cos\delta$ are thus able to uniquely de-

termine its value, assuming knowledge of all the other parameters.

In the next section, we analytically examine the terms of the neutrino oscillation probability formulae which are linear in θ_{13} to first order. These are proportional to either $\sin\delta$ or $\cos\delta$. We find that experiments which lie in the oscillatory region for the small (solar) mass-squared difference, an L/E on the order of 10^4 m/MeV, are sensitive to the linear θ_{13} terms. We further find that by judicious choice of the value of L/E the effects of the CP violating phase δ can be suppressed if δ is near zero or π , while at the same time the effect of the linear term in θ_{13} is maximized. In the subsequent section, we utilize a model [12] analysis of the existing neutrino oscillation data to further examine the ability of new data to determine θ_{13} , including its sign. We assume that either CP is conserved or that our choice of the value L/E has provided sufficient suppression of the CP violating terms. In the final section we summarize our conclusions and provide some thoughts on needed future theoretical work.

FORMAL ANALYSIS

In this section we provide explicit analytic expressions for three neutrino oscillations valid for the incoherent limit of the atmospheric mass-squared difference. As this work is probative, we shall confine our discussion to vacuum oscillations. For LBL experiments through the earth, this would warrant modification to include matter effects [10]. We use these analytic expressions to examine where the effects of the linear terms can best be seen. As the magnitude of θ_{13} and the mass-scale ratio $\alpha := |\Delta_{21}|/|\Delta_{32}|$ are known to be small, one may expand the oscillation probability formulae about these parameters. In these perturbations (cf. [13]), terms which are linear in θ_{13} are suppressed by a factor of $\alpha \sim 0.03$. From this, one might conclude that effects relevant to the sign

of θ_{13} are forever relegated to the realm of the unobservable. Here we demonstrate that this is not the case simply because the final results arise from sums and dif-

ferences between terms which are of similar magnitude.

We use the standard representation [14] of the three-neutrino mixing matrix

$$U = \begin{pmatrix} c_{12}c_{13} & s_{12}c_{13} & s_{13}e^{-i\delta} \\ -s_{12}c_{23} - c_{12}s_{23}s_{13}e^{i\delta} & c_{12}c_{23} - s_{12}s_{23}s_{13}e^{i\delta} & s_{23}c_{13} \\ s_{12}s_{23} - c_{12}c_{23}s_{13}e^{i\delta} & -c_{12}s_{23} - s_{12}c_{23}s_{13}e^{i\delta} & c_{23}c_{13} \end{pmatrix}, \quad (1)$$

where $c_{jk} = \cos \theta_{jk}$, $s_{jk} = \sin \theta_{jk}$, and δ is the CP violating phase with θ_{jk} and δ real. In a three-neutrino theory, the probability that a neutrino with relativistic energy E and flavor α will be detected a distance L away as a neutrino of flavor β is given by

$$\begin{aligned} \mathcal{P}_{\alpha\beta}(L/E) &= \delta_{\alpha\beta} \\ &- 4 \sum_{\substack{j < k \\ j, k=1}}^3 \text{Re}(U_{\alpha j} U_{\alpha k}^* U_{\beta j} U_{\beta k}^*) \sin^2 \varphi_{jk} \\ &+ 2 \sum_{\substack{j < k \\ j, k=1}}^3 \text{Im}(U_{\alpha j} U_{\alpha k}^* U_{\beta j} U_{\beta k}^*) \sin 2\varphi_{jk}, \end{aligned} \quad (2)$$

where $\varphi_{jk} := \Delta_{jk}L/4E$ with $\Delta_{jk} := m_j^2 - m_k^2$.

Examining the terms which are linear in $\sin \theta_{13}$ motivates us to consider the limit in which the oscillations due to the mass-squared differences $|\Delta_{32}| \cong |\Delta_{31}| \sim 10^{-3}\text{eV}^2$ are incoherent while the oscillations due to $|\Delta_{21}| \sim 10^{-5}\text{eV}^2$ are still relatively coherent. In this limit, we may take

$$\sin^2 \varphi_{23} = \sin^2 \varphi_{13} = \frac{1}{2}, \quad \sin 2\varphi_{23} = \sin 2\varphi_{13} = 0. \quad (3)$$

The oscillation probabilities $\mathcal{P}_{e\mu}$, $\mathcal{P}_{\mu\mu}$, and $\mathcal{P}_{\mu\tau}$, in the limit of incoherent atmospheric oscillations, are then given by

$$\begin{aligned} \mathcal{P}_{e\mu} &= \left[\frac{1}{2} \sin 2\theta_{12} \cos 2\theta_{12} \sin 2\theta_{13} c_{13} \sin 2\theta_{23} c_\delta \right. \\ &\quad \left. + \sin^2 2\theta_{12} c_{13}^2 (c_{23}^2 - s_{13}^2 s_{23}^2) \right] \sin^2 \varphi_{12} \\ &\quad + \sin^2 2\theta_{13} s_{23}^2 + 2J \sin 2\varphi_{12}, \end{aligned} \quad (4)$$

$$\begin{aligned} \mathcal{P}_{\mu\mu} &= 1 - [\sin 2\theta_{12} \cos 2\theta_{12} \sin 2\theta_{13} c_{13} \sin 2\theta_{23} s_{23}^2 c_\delta \\ &\quad + 2 \sin 2\theta_{12} \cos 2\theta_{12} s_{13} \sin 2\theta_{23} \cos 2\theta_{23} c_\delta \\ &\quad + (1 - \sin^2 2\theta_{12} c_\delta^2) s_{13}^2 \sin^2 2\theta_{23} \\ &\quad + \sin^2 2\theta_{12} (c_{23}^2 - s_{13}^2 s_{23}^2)^2] \sin^2 \varphi_{12} \\ &\quad - 2c_{13}^2 s_{23}^2 (1 - c_{13}^2 s_{23}^2), \end{aligned} \quad (5)$$

$$\begin{aligned} \mathcal{P}_{\mu\tau} &= [\sin 2\theta_{12} \cos 2\theta_{12} s_{13} (1 + s_{13}^2) \sin 2\theta_{23} \cos 2\theta_{23} c_\delta \\ &\quad (1 - \sin^2 2\theta_{12} c_\delta^2) s_{13}^2 \sin^2 2\theta_{23} \\ &\quad - \frac{1}{4} \sin^2 2\theta_{12} (1 + s_{13}^2)^2 \sin^2 2\theta_{23} \\ &\quad + \sin^2 2\theta_{12} s_{13}^2] \sin^2 \varphi_{12} \\ &\quad + \sin^2 2\theta_{23} c_{13}^4 + 2J \sin 2\varphi_{12}, \end{aligned} \quad (6)$$

where we have defined

$$J = \frac{1}{8} \sin 2\theta_{12} \sin 2\theta_{13} c_{13} \sin 2\theta_{23} s_\delta. \quad (7)$$

Below, we will show that these oscillation probabilities are sufficient to answer the central thesis of this paper. As we are interested in terms that can distinguish the sign of θ_{13} , we isolate those which are odd with respect to θ_{13}

$$\begin{aligned} \mathcal{P}_{e\mu}(\theta_{13}) - \mathcal{P}_{e\mu}(-\theta_{13}) &= 4J \sin 2\varphi_{12} + \\ &\quad \sin 2\theta_{12} \cos 2\theta_{12} \sin 2\theta_{13} c_{13} \sin 2\theta_{23} c_\delta \sin^2 \varphi_{12}, \end{aligned} \quad (8)$$

$$\begin{aligned} \mathcal{P}_{\mu\mu}(\theta_{13}) - \mathcal{P}_{\mu\mu}(-\theta_{13}) &= -4(c_{23}^2 - s_{13}^2 s_{23}^2) \\ &\quad \times \sin 2\theta_{12} \cos 2\theta_{12} s_{13} \sin 2\theta_{23} c_\delta \sin^2 \varphi_{12}, \end{aligned} \quad (9)$$

$$\begin{aligned} \mathcal{P}_{\mu\tau}(\theta_{13}) - \mathcal{P}_{\mu\tau}(-\theta_{13}) &= 4J \sin 2\varphi_{12} + 2 \sin 2\theta_{12} \\ &\quad \times \cos 2\theta_{12} s_{13} (1 + s_{13}^2) \sin 2\theta_{23} \cos 2\theta_{23} c_\delta \sin^2 \varphi_{12}. \end{aligned} \quad (10)$$

From these equations, we note that the sign of θ_{13} exhibits the maximal effect whenever $\sin^2 \varphi_{12}$ is maximal for $c_\delta \sim 1$. This occurs whenever $\varphi_{12} = (2n+1)\pi/2$ or, in other terms, for $L/E = 2(2n+1)\pi/\Delta_{21}$. These oscillations will be more coherent for the smaller values of n .

This choice is fortuitous in that it also removes from Eqs. (8) and (10) terms dependent on s_δ as $\sin 2\varphi_{21} = 0$ whenever φ_{21} is an odd-integer multiple of $\pi/2$. This removes the CP violating terms from consideration. The remaining terms are modulated by c_δ . Thus for δ near zero or π , we would have a clean measurement of θ_{13} .

A consequence of removing the dependence on J is that CP violating effects are suppressed. At these local values of L/E we have $\mathcal{P}_{\alpha\beta} = \mathcal{P}_{\bar{\alpha}\bar{\beta}}$, where $\bar{\alpha}$ indicates an antineutrino of flavor α ; assuming CPT is invariant, this can be expressed as $\mathcal{P}_{\alpha\beta} = \mathcal{P}_{\beta\alpha}$. This supports our previous statement that it is sufficient to only consider

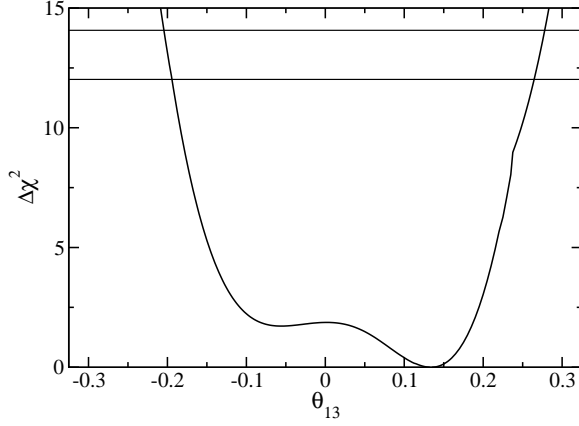


FIG. 1: The value of $\Delta\chi^2 = \chi^2 - \chi_{min}^2$ versus θ_{13} as extracted from the world's neutrino oscillation data using the model of Ref. [12]. All other parameters other than θ_{13} are varied. There are two minima, $\theta_{13} = 0.13$ and -0.06 . The horizontal lines represent the 90% and 95% confidence levels.

$\mathcal{P}_{e\mu}$, $\mathcal{P}_{\mu\mu}$, and $\mathcal{P}_{\mu\tau}$ in regards to their dependence on the sign of θ_{13} . These probabilities in addition to \mathcal{P}_{ee} , which does not depend on the sign of θ_{13} , will give us all the other oscillation probabilities at this value of L/E . The remaining probabilities are

$$\mathcal{P}_{e\tau} = 1 - \mathcal{P}_{ee} - \mathcal{P}_{e\mu}, \quad (11)$$

$$\mathcal{P}_{\tau\tau} = 1 - \mathcal{P}_{\mu\tau} - \mathcal{P}_{e\tau}, \quad (12)$$

so that the dependence of $\mathcal{P}_{e\tau}$ on the sign of θ_{13} can be surmised from the statements made concerning $\mathcal{P}_{e\mu}$ and, likewise, the behavior of $\mathcal{P}_{\tau\tau}$ can be surmised from $\mathcal{P}_{\mu\tau}$ and $\mathcal{P}_{e\mu}$. In what follows, we will assume that any CP violation is small so that we may set the phase equal to 0.

We have previously performed [11] a model analysis, assuming no CP violation, of the world's neutrino oscillation data. An analysis which includes more recent data [12], in preparation, produces $\Delta\chi^2 := \chi^2 - \chi_{min}^2$ as pictured in Fig. 1. Included in the analysis are data

Solution	#1	#2	#3	#4	#5
θ_{12}	0.49	0.49	0.49	0.48	0.46
θ_{13}	-0.17	-0.06	0.00	0.13	0.24
θ_{23}	0.70	0.70	0.72	0.82	0.86
$\Delta_{21} \times 10^{-5} (\text{eV})^2$	7.7	7.7	7.7	7.7	7.7
$\Delta_{32} \times 10^{-3} (\text{eV})^2$	2.2	2.2	2.2	2.2	2.1

TABLE I: Parameters for fits to the world's data utilizing the model of Ref. [12]. In each case θ_{13} is fixed and the other parameters varied to minimize χ^2 . Solution #1 $\theta_{13} = -0.17$, the lower one standard deviation bound on χ^2 ; #2 $\theta_{13} = -0.06$, the local minimum; #3 $\theta_{13} = 0.0$; #4 $\theta_{13} = 0.13$, the absolute minimum; and #5 fixed $\theta_{13} = 0.24$, the upper one standard deviation bound.

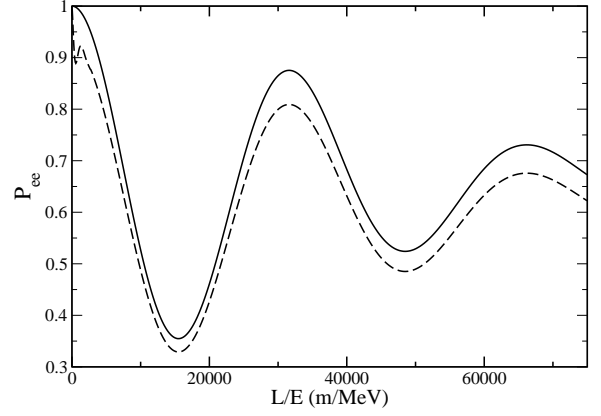


FIG. 2: \mathcal{P}_{ee} versus L/E . The solid curve corresponds to the mixing parameters for θ_{13} as given in Table I. The dashed curve represents the two curves given by $\theta_{13} = \pm 0.2$ which are identical.

for neutrinos from the sun [15], from reactors [16], atmospheric neutrinos [17], and beam-stop neutrinos [3]. At the level of one standard deviation, the analysis bounds θ_{13} to lie within the range $[-0.17, 0.24]$ with two local minima at $\theta_{13} = 0.13$ and -0.06 . The discontinuity in the curve near $\theta_{13} = 0.2$ arises because there are two valleys in χ^2 -space and the absolute minimum changes from one valley to the other with a small discontinuity in Δ_{32} . In Table I we give the values of the oscillation parameters for the two local minima, for the one standard deviation points and for the case with $\theta_{13} = 0$.

In order to demonstrate the relative size of the effect of the sign of θ_{13} , we choose some realistic values for the mixing angles: $\theta_{12} = 0.56$ and $\theta_{23} = 0.78$, and the first two peaks of $\sin^2 \varphi_{12}$ occur around $L/E = 1.6 \times 10^4 \text{m/MeV}$ and $4.8 \times 10^4 \text{m/MeV}$. For such values of L/E , the oscillations due to Δ_{32} and Δ_{31} would be incoherent. It is clear from Eq. (10) that maximal mixing for θ_{23} results in independence of the sign of θ_{13} for $\mathcal{P}_{\mu\tau}$. For the remaining two oscillation channels, we have a sizable effect. The oscillation probabilities evaluated at the one standard deviation points are

$$\mathcal{P}_{e\mu}(\theta_{13} = -0.17) = 0.35, \quad \mathcal{P}_{e\mu}(\theta_{13} = 0.24) = 0.51, \quad (13)$$

$$\mathcal{P}_{\mu\mu}(\theta_{13} = -0.17) = 0.37, \quad \mathcal{P}_{\mu\mu}(\theta_{13} = 0.24) = 0.22. \quad (14)$$

The relative differences are more appropriate quantities to consider; for $\mathcal{P}_{\mu\mu}$ we have the most significant effect

$$\frac{\mathcal{P}_{\mu\mu}(\theta_{13} = 0.24) - \mathcal{P}_{\mu\mu}(\theta_{13} = -0.17)}{\mathcal{P}_{\mu\mu}(\theta_{13} = 0.24) + \mathcal{P}_{\mu\mu}(\theta_{13} = -0.17)} = -0.25, \quad (15)$$

while the effect is still large for $\mathcal{P}_{e\mu}$

$$\frac{\mathcal{P}_{e\mu}(\theta_{13} = 0.24) - \mathcal{P}_{e\mu}(\theta_{13} = -0.17)}{\mathcal{P}_{e\mu}(\theta_{13} = 0.24) + \mathcal{P}_{e\mu}(\theta_{13} = -0.17)} = 0.18. \quad (16)$$

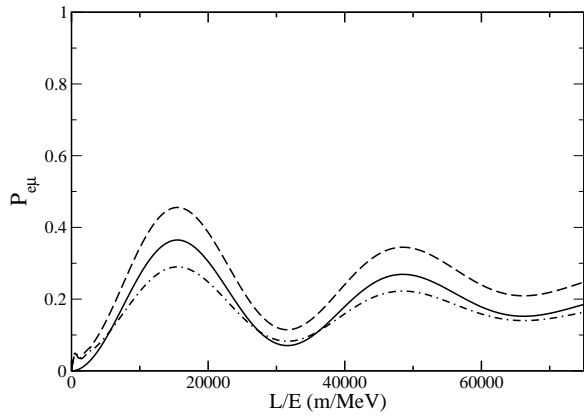


FIG. 3: $\mathcal{P}_{e\mu}$ versus L/E . The solid curve corresponds to the mixing parameters for θ_{13} as given in Table I. The dashed (dot-dashed) curve corresponds to $\theta_{13} = 0.2$ (-0.2).

We have compared the one-sigma extremes of θ_{13} in order to demonstrate the potential size of the effect.

MODEL ANALYSIS

The previous analytic work tells us where to look if we wish to observe the terms in the oscillation formulae which are linear in $\sin\theta_{13}$. We investigate this further by utilizing the analysis from Ref. [12]. We proceed by fixing all of the oscillation parameters except θ_{13} to their values that are given by the analysis in which θ_{13} is set to zero. In Table I, we see that particularly for $\theta_{13} \geq 0$, there exists a correlation between θ_{13} and θ_{23} ; we are presently investigating the impact of future measurements of θ_{23} on our understanding of θ_{13} . Here, we make the default assumption that by the time an experiment as being proposed here can be done, the value of θ_{23} will be accurately measured. The values of θ_{12} , Δ_{21} , and Δ_{32} are seen in Table I to be uncorrelated with the value of θ_{13} .

In Figs. 2-4, we present the oscillation probabilities \mathcal{P}_{ee} , $\mathcal{P}_{e\mu}$, and $\mathcal{P}_{\mu\mu}$ as a function of L/E respectively. In all cases we assume a Gaussian spread in energy of twenty percent. In all cases curves are presented for $\theta_{13} = 0$ and $\theta_{13} = \pm 0.2$. In Fig. 2 for \mathcal{P}_{ee} there are only two curves as \mathcal{P}_{ee} is a function of $\sin^2\theta_{13}$. Thus the curves for $\theta_{13} = \pm 0.2$ are identical. The curve is presented for completeness and to note that there is a measurable dependence of \mathcal{P}_{ee} on the magnitude of θ_{13} near the peak at $L/E = 4000$ m/MeV, the location of KamLAND as has been indicated in Ref. [12].

In Fig. 3 we verify two facts as derived analytically in the previous section. First, there is a significant linear dependence of $\mathcal{P}_{e\mu}$ on $\sin\theta_{13}$. Secondly, the dependence is maximal at $\varphi_{12} = \pi/2$ and $3\pi/2$. The optimal value of L/E to measure θ_{13} , including its sign, is thus $L/E = 2\pi/\Delta_{21}$. The linear term in θ_{13} clearly dominates near the maximum of the oscillation. However,

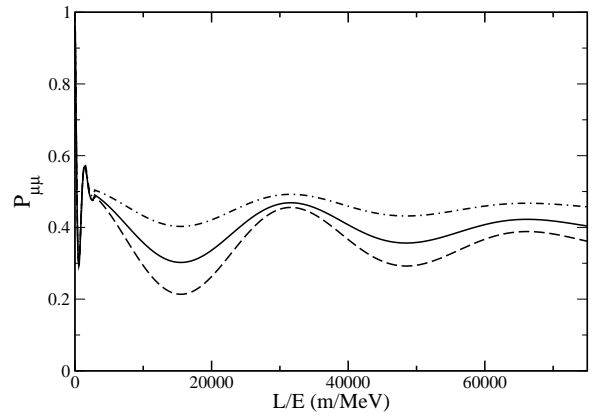


FIG. 4: The same as Fig. 3 except the muon survival probability $\mathcal{P}_{\mu\mu}$ is presented.

the constant term in (4) proportional to $\sin^2\theta_{13}$ becomes relevant whenever the oscillation reaches its minimum.

In Fig. 4 we see that $\mathcal{P}_{\mu\mu}$ is a somewhat better quantity to measure than $\mathcal{P}_{e\mu}$, as here the linear term is even more dominant than for $\mathcal{P}_{e\mu}$. Again, the linear dependence on θ_{13} is maximal at $\varphi_{12} = \pi/2$ and $3\pi/2$. Fig. 1 demonstrates the inadequacy of parameterizing oscillation parameters as a function of $\sin^2\theta_{13}$. Figs. 3 and 4 demonstrate this more dramatically as the linear term in θ_{13} is found to dominate the quadratic term for $\mathcal{P}_{e\mu}$ and $\mathcal{P}_{\mu\mu}$ in this region of L/E .

Finally, in Fig. 5, we present the values of \mathcal{P}_{ee} , $\mathcal{P}_{e\mu}$, and $\mathcal{P}_{\mu\mu}$ as a function of θ_{13} . The other parameters are fixed at their values for $\theta_{13} = 0$ as given in Table I. We use a value of $\theta_{13} = 1.6 \times 10^4$ m/MeV chosen so as to maximize the relative importance of the linear terms in θ_{13} . Again, \mathcal{P}_{ee} is quadratic in θ_{13} . However, $\mathcal{P}_{e\mu}$ and $\mathcal{P}_{\mu\mu}$ are nearly linear in θ_{13} over this rather large range of $-0.4 \leq \theta_{13} \leq 0.4$. This is, perhaps, the cleanest demonstration that parameterizing neutrino oscillation probabilities as a function of $\sin^2\theta_{13}$ is insufficient. The near linearity reinforces our observation that the measurement of $\mathcal{P}_{e\mu}$ and $\mathcal{P}_{\mu\mu}$ at $L/E = 2\pi/\Delta_{21}$ is a way of determining θ_{13} , including its sign.

CONCLUSION

The phenomenology of neutrino oscillations, in the absence of CP violation and various exotica such as a fourth sterile neutrino, has been performed in the context of determining three mixing angles and two mass-squared differences. Historically, the results were presented in terms on $\sin^2\theta_{13}$, which consisted of an upper limit. When the bounds on the mixing angles were explicitly quoted, they were all stated to be bounded by $\pi/2$. In Ref. [18], it was derived that, in the physical case which necessarily includes the MSW matter effect, a second branch corre-

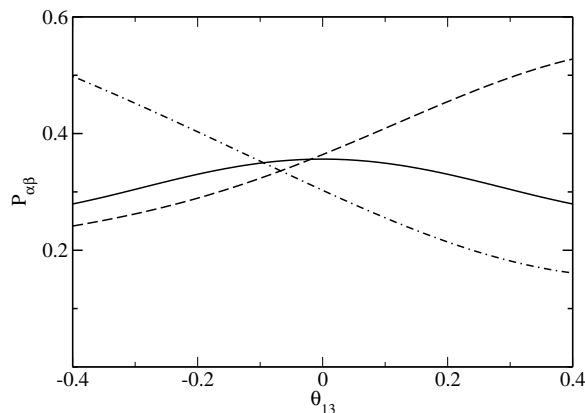


FIG. 5: The oscillation probabilities versus the mixing angle θ_{13} with the other parameters fixed at their value for $\theta_{13} = 0$ as given in Table I. The solid curve is \mathcal{P}_{ee} , the dashed curve $\mathcal{P}_{e\mu}$, the dot-dashed curve $\mathcal{P}_{\mu\mu}$. We take $L/E = 1.6 \times 10^4$ m/MeV where the effect of the linear terms in θ_{13} are maximized.

sponding to $\delta = \pi$ must also be included. In Ref. [9], we extended the derivation, again in the physical case which necessarily includes the MSW matter effect, to show that only the $\delta = 0$ branch is required if the mixing angle θ_{13} is allowed to vary from $-\pi/2$ to $+\pi/2$. There are two advantages to this convention. First, the allowed region for θ_{13} consists of a single region that extends on either side of 0, rather than two disjoint regions, one for $\delta = 0$ and one for $\delta = \pi$. Secondly, in the presence of CP violation, the CP phase is bounded by 0 and π . Thus a measurement that is sensitive to $\cos \delta$ could uniquely determine the quadrant in which δ lies.

The natural question that arises from this formal work is whether you can measure θ_{13} including its sign. In Ref. [11] we demonstrated that for a model analysis of the world's data, the χ^2 space was asymmetric in θ_{13} , thus demonstrating that such a measurement might be possible. A more recent analysis [12] which includes recent data verified this. Here we address the question directly and demonstrate that the answer is yes – the mixing angle θ_{13} does appear linearly in the oscillation probabilities at a level where it dominates the quadratic term for the correctly chosen oscillation probabilities when measured at the correct value of L/E .

We find that this is true for measurements of $\mathcal{P}_{e\mu}$ and $\mathcal{P}_{\mu\mu}$ at $L/E = 2\pi/\Delta_{21}$. This fortuitously also corresponds to a value of L/E where the contribution from the CP violating effects is minimal. A consequence of this work is that it reinforces our earlier thesis that parameterizing neutrino oscillation probabilities as a function of $\sin^2 \theta_{13}$ is inadequate.

There remains additional work to be done. We noted

that present data indicate a correlation between the allowed value of θ_{13} and θ_{23} . We are investigating the implications for θ_{13} that will result from measurements of θ_{23} . We have assumed no CP violation in our model analysis. Since the CP phase and θ_{13} are inter-related, this needs further clarification. We, like others, have excluded the LSND [1] experiments. If MiniBooNE verifies the LSND results, then a whole new physics will need to be found to come to a consistent understanding of neutrino oscillations.

-
- [1] C. Athanassopoulos, et al., Phys. Rev. Lett. **77**, 3082 (1996); Phys. Rev. C **54**, 2685 (1996); Phys. Rev. Lett. **81**, 1774 (1998); Phys. Rev. C **58**, (2489); A. Aguilar et al., Phys. Rev. D **64**, 112007 (2001).
 - [2] V. Barger, D. Marfatia, and K. Whisnant, Int. J. Mod. Phys. E **12**, 569 (2003).
 - [3] M. H. Ahn *et al.* [K2K Collaboration], Phys. Rev. Lett. **90**, 041801 (2003); **93**, 051801 (2004).
 - [4] Y. Fukuda et al., Phys. Lett. **B436**, 33 (1998); Phys. Rev. Lett. **82**, 2644 (1999); **86**, 5651 (2001).
 - [5] R. Saakian [MINOS Collaboration], Phys. Atom. Nucl. **67**, 1084 (2004) [Yad. Fiz. **67**, 1112 (2004)].
 - [6] M. Dracos [OPERA Collaboration], Phys. Atom. Nucl. **67**, 1092 (2004) [Yad. Fiz. **67**, 1120 (2004)].
 - [7] J. Lagoda [ICARUS Collaboration], Phys. Atom. Nucl. **67**, 1107 (2004) [Yad. Fiz. **67**, 1135 (2004)].
 - [8] V. D. Barger, A. M. Gago, D. Marfatia, W. J. C. Teves, B. P. Wood and R. Zukanovich Funchal, Phys. Rev. D **65**, 053016 (2002).
 - [9] D. C. Latimer and D. J. Ernst, nucl-th/0405073.
 - [10] L. Wolfenstein, Phys. Rev. D **17**, 2369 (1978); S. P. Mikheyev and A. Yu. Smirnov, Sov. J. Nucl. Phys. **42**, 913 (1985).
 - [11] D. C. Latimer and D. J. Ernst, nucl-th/0404059.
 - [12] D. C. Latimer and D. J. Ernst, in preparation.
 - [13] E. K. Akhmedov, R. Johansson, M. Lindner, T. Ohlsson, and T. Schwetz, JHEP **0404**, 078 (2004).
 - [14] Particle Data Group, Phys. Lett. **B592** (2004)
 - [15] B. T. Cleveland, et al., Astrophys. J. **496**, 505 (1998); J. N. Abdurashitov, et al., Phys. Rev. C **60**, 055801 (1999); J. Exp. Theor. Phys. **95**, 181 (2002); W. Hampel, et al., Phys. Lett. **B447**, 127 (1999); M. Altmann, et al., Phys. Lett. **B490**, 16 (2000); Q. R. Ahmad, et al., Phys. Rev. Lett. **87**, 071301 (2001); Phys. Rev. Lett. **89**, 011301 (2002); S. N. Ahmed, et al., nucl-ex/0309004.
 - [16] M. Apollonio, et al., Phys. Lett. **B 420**, 397 (1998); **B466**, 415 (1999); Eur. Phys. J. **C 27**, 331 (2003); K. Eguchi, et al., Phys. Rev. Lett. **90**, 021802 (2003); *new KamLAND*
 - [17] Y. Fukuda, et al., Phys. Lett. **B335**, 237 (1994); **B433**, 9 (1998); **B436**, 33 (1998); Phys. Rev. Lett. **81**, 1562 (1998); Phys. Lett. **B436**, 33 (1998); Phys. Rev. Lett. **82**, 2644 (1999); **86**, 5651 (2001); *new atmospheric*.
 - [18] J. Gluza and M. Zralek, Phys. Lett. **B517**, 158 (2001).