

Quantum Monte Carlo calculations of excited states in $A = 6-8$ nuclei

Steven C. Pieper[*] and R. B. Wiringa[y]

Physics Division, Argonne National Laboratory, Argonne, Illinois 60439

J. Carlson[z]

Theoretical Division, Los Alamos National Laboratory, Los Alamos, New Mexico 87545

(dated: December 22, 2018)

A variational Monte Carlo method is used to generate sets of orthogonal trial functions, $\Psi_T(J;T)$, for given quantum numbers in various light p -shell nuclei. These Ψ_T are then used as input to Green's function Monte Carlo calculations of first, second, and higher excited ($J;T$) states. Realistic two- and three-nucleon interactions are used. We find that if the physical excited state is reasonably narrow, the GFM C energy converges to a stable result. With the combined Argonne v_{18} two-nucleon and Illinois-2 three-nucleon interactions, the results for many second and higher states in $A = 6(8)$ nuclei are close to the experimental values.

PACS numbers: PACS numbers: 21.10.-k, 21.45.+v, 21.60.Ka

I. INTRODUCTION

Quantum Monte Carlo methods have proved to be very accurate and powerful tools for studying the structure of light nuclei with realistic two- and three-nucleon interactions. In a series of papers, we have calculated about 40 ground and low-lying excited state energies of different ($J;T$) quantum numbers in $A = 6(10)$ nuclei with an accuracy of $\sim 1(2)\%$ [1, 2, 3, 4, 5]. The first step is a variational Monte Carlo (VMC) calculation to find an optimal trial function, $\Psi_T(J;T)$ for a given state. The Ψ_T , which is antisymmetric by explicit construction, is then used as input to a Green's function Monte Carlo (GFM C) algorithm, which projects out the lowest-energy eigenstate by a propagation in imaginary time, τ . The algorithm preserves the quantum numbers of Ψ_T , although it may introduce symmetric noise into the propagated (Ψ). In principle, (Ψ) for large τ approaches the exact lowest-energy eigenstate with the specified quantum numbers.

VMC calculations of second and higher excited ($J;T$) states have also been made, because a major step in the preparation of an optimal Ψ_T is a diagonalization in the small single-particle basis of different possible spatial-symmetry states [2, 3, 5]. GFM C calculations of second or higher ($J;T$) states have not been attempted previously in nuclear physics, under the expectation that any small contamination of the excited trial state by the true first state would drive the calculated energy below its proper value. However, as is described in this paper, we have found that it is possible to obtain useful GFM C predictions of multiple states with the same quantum numbers.

In this paper we report such GFM C calculations of second and higher ($J;T$) states in light ($A = 6(8)$) p -shell nuclei. VMC calculations of these states were reported previously [2, 3], but we have made significant improvements in the trial functions since then. Details

of the recent VMC work are discussed in Sec. II. For the GFM C calculations, we find that the propagated energy, $E(\tau)$, for many states is stable and a useful excitation energy can be extracted. GFM C calculations for ground states are reviewed in Sec. III, where we also describe an improved algorithm for propagation with three-nucleon interactions that is both faster and more accurate than what we had used previously. The GFM C algorithm for higher excited states is described in Sec. IV, along with various orthogonality tests. Numerical results are given in Sec. V for the Argonne v_{18} (AV18) and simplified v_0 (AV 8^0) two-nucleon (NN) interactions [6], and for AV18 with either the Urbana IX (UIX) or Illinois-2 (IL2) three-nucleon (NNN) interactions [1, 4] added. We find, consistent with our studies of first ($J;T$) states, that the AV18/IL2 Hamiltonian gives a good representation of the experimental spectrum; the RMS deviation from 36 experimental energies with $6 \leq A \leq 8$ is only 0.60 MeV. Some concluding remarks are given in Sec. VI.

II. VMC TRIAL FUNCTIONS

The VMC trial function, $\Psi_T(J;T)$, for a given nucleus, is constructed from products of two- and three-body correlation operators acting on an antisymmetric single-particle state with the appropriate quantum numbers. The correlation operators reflect the influence of the interactions at short distances, while appropriate boundary conditions are imposed at long range. The Ψ_T contains variational parameters that are adjusted to minimize the energy expectation value, $E_T = \langle \Psi_T | \hat{H} | \Psi_T \rangle$, which is evaluated by Metropolis Monte Carlo integration.

A good variational trial function has the form

$$\psi_T = \frac{1}{4!} \sum_{i < j < k}^X U_{ijk}^{TN} S^Y (1 + U_{ij})^5 \psi_J : \quad (1)$$

The U_{ij} and U_{ijk}^{TN} are non-commuting two- and three-nucleon correlation operators, S indicates a symmetric sum over all possible orderings, and ψ_J is the fully antisymmetric Jastrow wave function. For s-shell nuclei the latter has the simple form

$$\psi_J = \frac{1}{4!} \sum_{i < j < k}^Y f_{ijk}^C S^Y f_C(r_{ij})^5 \psi_A (JM TT_3) : \quad (2)$$

Here $f_C(r_{ij})$ and f_{ijk}^C are central two- and three-body correlation functions and ψ_A is a Slater determinant in spin-isospin space, e.g., for the ${}^4_2(000)$ is $A p^n p^n n^n n^n$.

The correlation operator U_{ij} includes spin, isospin, and tensor terms:

$$U_{ij} = \sum_{p=2,6}^X u_p(r_{ij}) O_{ij}^p ; \quad (3)$$

$$\psi_J = \frac{1}{A!} \sum_{i < j < k}^8 \sum_{i < j}^{hY} f_{ijk}^C \sum_{i < j}^{f_{ss}(r_{ij})} \sum_{k < l}^{LS[n]} f_{sp}^{LS[n]}(r_{kl}) \sum_{4 < l < m < A}^{hY} f_{pp}^{LS[n]}(r_{lm}) \psi_A (LS[n] JM TT_3)_{12345::A} : \quad (4)$$

The operator A indicates an antisymmetric sum over all possible partitions of the A particles into 4 s-shell and $(A-4)$ p-shell ones. The pair correlation for both particles within the s-shell, f_{ss} , is similar to the f_C of the 2 -particle. The pair correlations for both particles in the p-shell, $f_{pp}^{LS[n]}$, and for mixed pairs, $f_{sp}^{LS[n]}$, are similar to f_{ss} at short distance, but their long-range structure is adjusted to give appropriate clustering behavior, and they may vary with $LS[n]$.

The single-particle wave functions ψ_A are given by:

$$\psi_A (LS[n] JM TT_3)_{12345::A} = \frac{1}{4!} \sum_{4 < l < A}^{hY} \sum_{p}^{LS[n]} \psi_p^{LS[n]}(R_l) \sum_{4 < l < A}^8 \sum_{4 < l < A}^{hY} Y_{lm}(\hat{r}_l) \sum_{4 < l < A}^{LM_L[n]} \sum_{4 < l < A}^{hY} \left(\frac{1}{2} m_s \right) \sum_{JM}^{hY} \left(\frac{1}{2} t_3 \right) \psi_{TT_3} : \quad (5)$$

The $\psi_p^{LS[n]}(R_l)$ are p-wave solutions of a particle in an effective NN potential that has Woods-Saxon and Coulomb parts. They are functions of the distance between the center of mass of the core and nucleon l , and may vary with $LS[n]$. The depth, width, and surface thickness of the single-particle potential are additional variational parameters of the trial function. The overall

where the $O_{ij}^{p=1,6} = [1; i j; S_{ij}] [1; i j]$ are the same static operators that appear in the NN potential. The functions $f_C(r)$ and $u_p(r)$ are generated by solving a set of six coupled differential equations with embedded variational parameters [7]: two single-channel equations in 1S and 1P waves, and two coupled-channel equations in 3S and 3P waves. The U_{ijk}^{TN} has the spin-isospin structure of the dominant parts of the NNN interaction as suggested by perturbation theory.

For p-shell nuclei, the Jastrow wave function, ψ_J , is necessarily more complicated. It starts with a sum over independent-particle terms, ψ_A , that have 4 nucleons in an s-like core and $(A-4)$ nucleons in p-shell orbitals. We use LS coupling to obtain the desired JM value of a given state, as suggested by standard shell-model studies [8]. We also need to specify the spatial symmetry $[n]$ of the angular momentum coupling of the p-shell nucleons [9]. Different possible LS $[n]$ combinations lead to multiple components in the Jastrow wave function. This independent-particle basis is again acted on by products of central pair and triplet correlation functions, but now they depend upon the shells (s or p) occupied by the particles and on the LS $[n]$ coupling:

wave function is translationally invariant, so there is no spurious center of mass motion.

The $LS[n]$ mixing parameters of Eq. (4) are determined by a diagonalization procedure, in which matrix elements

$$E_{T,ij} = \langle h_T(i) | h_T(j) | i \rangle ; \quad (6)$$

$$N_{T,ij} = \langle h_T(i) | j_T(j) | i \rangle ; \quad (7)$$

are evaluated using trial functions $\Psi_T(i)$ ($i = 1; j_{\text{ex}} = 0$). Although the $\Psi_A(LS[n]JM TT_3)$ are orthogonal due to spatial symmetry, the pair and triplet correlations in Ψ_T make the different $LS[n]$ components nonorthogonal, so a generalized eigenvalue routine is necessary to carry out the diagonalization.

TABLE I: $LS[n]$ components for ${}^6\text{He}$ states, listed in order of increasing excitation. ($L = S$ or D as appropriate.)

$(J; T)$	${}^1L[2]$	${}^3P[11]$
$(0^+; 1)$	0.974	-0.228
$(2^+; 1)$	0.922	0.386
$(2^+; 1)$	-0.388	0.922
$(1^+; 1)$		1.
$(0^+; 1)$	0.232	0.973

TABLE II: $LS[n]$ components in ${}^6\text{Li}$ states, listed in order of increasing excitation.

$(J; T)$	${}^3S[2]$	${}^3D[2]$	${}^1P[11]$
$(1^+; 0)$	0.986	0.138	0.098
$(3^+; 0)$		1.	
$(2^+; 0)$		1.	
$(1^+; 0)$	-0.109	0.964	-0.242
$(1^+; 0)$	-0.134	0.231	0.964

TABLE III: $LS[n]$ components for ${}^7\text{He}$ states, listed in order of increasing excitation.

$(J; T)$	${}^2P[21]$	${}^2D[21]$	${}^4S[111]$
$(\frac{3}{2}; \frac{1}{2})$	0.837	0.515	-0.182
$(\frac{1}{2}; \frac{1}{2})$		1.	
$(\frac{5}{2}; \frac{1}{2})$		1.	
$(\frac{3}{2}; \frac{3}{2})$	-0.392	0.805	0.445
$(\frac{3}{2}; \frac{3}{2})$	0.373	-0.317	0.872

TABLE IV: $LS[n]$ components for ${}^7\text{Li}$ states, listed in order of increasing excitation. ($L = P$ or F as appropriate.)

$(J; T)$	${}^2L[3]$	${}^4P[21]$	${}^4D[21]$	${}^2P[21]$	${}^2D[21]$	${}^2S[111]$
$(\frac{3}{2}; \frac{1}{2})$	0.995	0.086	0.026	0.005	-0.050	
$(\frac{1}{2}; \frac{1}{2})$	0.988	-0.003	-0.098	-0.116		-0.024
$(\frac{7}{2}; \frac{1}{2})$	0.990		0.138			
$(\frac{5}{2}; \frac{1}{2})$	0.988	0.114	0.072		-0.079	
$(\frac{5}{2}; \frac{1}{2})$	-0.079	0.957	-0.058		0.274	
$(\frac{3}{2}; \frac{3}{2})$	-0.084	0.952	0.250	-0.087	0.132	
$(\frac{1}{2}; \frac{3}{2})$	0.049	0.841	-0.111	0.523		-0.069
$(\frac{7}{2}; \frac{3}{2})$	-0.129		0.992			
$(\frac{5}{2}; \frac{3}{2})$	-0.088	-0.009	0.968		0.235	
$(\frac{5}{2}; \frac{3}{2})$	0.137	-0.263	-0.224		0.928	

The results for the $LS[n]$ coefficients are shown in Tables I-V II. Tables I, II, III, and V show the complete set of possible p-shell states for ${}^6\text{He}$, ${}^6\text{Li}$, ${}^7\text{He}$, and ${}^8\text{He}$, respectively. Tables IV, VI, and VII show the lowest-lying p-shell states for ${}^7\text{Li}$, ${}^8\text{Li}$, and ${}^8\text{Be}$. In previous work [3], only the two most spatially symmetric $LS[n]$ components were included in ${}^8\text{Li}$ and ${}^8\text{Be}$, but now all

TABLE V: $LS[n]$ components for ${}^8\text{He}$ states, listed in order of increasing excitation. ($L = S$ or D as appropriate.)

$(J; T)$	${}^1L[22]$	${}^3P[211]$
$(0^+; 2)$	0.794	-0.608
$(2^+; 2)$	0.928	-0.373
$(1^+; 2)$		1.
$(0^+; 2)$	0.610	0.792
$(2^+; 2)$	0.377	0.926

are included. The added components have little effect on the energies of the lowest states of given $(J; T)$, but their inclusion can be important for higher excited states; they are also expected to be important for some electroweak transitions. The diagonalizations were done for the AV18/U IX Hamiltonian and the resulting $LS[n]$ used for all the Hamiltonians reported here; a few tests have shown insignificant dependence of the $LS[n]$ on V_{ijk} .

III. GFMC METHODS FOR GROUND STATES

Green's function Monte Carlo calculations of light nuclei have previously been performed for ground states of light nuclei [1, 2, 3, 4, 5] and for the lowest-energy states with distinct quantum numbers. In this section we briefly review the GFMC method as applied to light nuclei; Refs. [2, 3, 5] should be consulted for detailed descriptions of the method and tests of its reliability. We then report new algorithmic developments which significantly increase the speed of these calculations. These improvements result in a much more efficient treatment of NNN interactions, particularly the very small, but computationally expensive, terms when three nucleons are well separated. In the next section we discuss the extensions required to treat excited states of the same quantum numbers.

Starting with the trial function Ψ_T , GFMC provides a means of computing a wave function propagated in imaginary time:

$$\Psi(\tau) = \exp[-(\hat{H} - E_0)\tau] \Psi_T = \exp[-(\hat{H} - E_0)\tau] \Psi_T; \quad (8)$$

by stringing together a series of small time ($\tau = \Delta\tau N$) evolution operators. The energy, $E(\tau)$, is evaluated using a "mixed" expectation value between Ψ_T and $\Psi(\tau)$:

$$E(\tau) = \langle \Psi_T | \hat{H} | \Psi(\tau) \rangle / \langle \Psi_T | \Psi(\tau) \rangle = \frac{\langle \Psi_T | \hat{H} | \Psi(\tau) \rangle}{\langle \Psi_T | \Psi(\tau) \rangle}; \quad (9)$$

In principle, $E(\tau)$ is an upper bound to the energy of the lowest eigenstate that is not orthogonal to Ψ_T .

The $\Psi(\tau)$ is represented by a vector function of R , where the components of the vector are the amplitudes of each of the distinct spin-isospin states in the system. The propagator

$$G(\tau; R; R^0) = \langle R | \exp[-(\hat{H} - E_0)\tau] | R^0 \rangle; \quad (10)$$

TABLE VI: $LS[n]$ components for ^8Li states, listed in order of increasing excitation. ($L = P, D$ or F as appropriate.)

$(J; T)$	$^3P [31]$	$^3D [31]$	$^3F [31]$	$^1L [31]$	$^3S [22]$	$^3D [22]$	$^5P [211]$	$^3P [211]$	$^1P [211]$
$(2^+; 1)$	0.948	-0.248	-0.094	0.122		-0.116	0.047	0.019	
$(1^+; 1)$	0.772	-0.299		0.524	-0.091	-0.074	0.120	-0.112	-0.005
$(3^+; 1)$		0.947	0.126	-0.257		-0.061	-0.135		
$(0^+; 1)$	0.995							-0.100	
$(1^+; 1)$	-0.588	-0.302		0.733	0.123	0.089	-0.025	-0.031	-0.009
$(2^+; 1)$	0.281	0.908	0.297	-0.038		0.040	-0.056	0.057	
$(2^+; 1)$	-0.079	-0.128	0.533	0.823		-0.092	-0.053	0.063	
$(1^+; 1)$	0.051	0.873		0.412	-0.221	0.065	-0.045	-0.064	0.078
$(3^+; 1)$		-0.153	0.945	-0.125		-0.229	0.126		
$(4^+; 1)$			1.						

TABLE VII: $LS[n]$ components for ^8Be states, listed in order of increasing excitation. ($L = S, D$ or G as appropriate.)

$(J; T)$	$^1L [4]$	$^3P [31]$	$^3D [31]$	$^3F [31]$	$^5S [22]$	$^5D [22]$	$^1L [22]$	$^3P [211]$
$(0^+; 0)$	0.998	-0.055				-0.034	0.016	0.015
$(2^+; 0)$	0.998	0.026	0.041	-0.020	0.002	0.029	0.007	0.008
$(4^+; 0)$	0.999			0.052		-0.015		
$(2^+; 0)$	-0.011	0.931	-0.169	0.087	0.284	-0.062	-0.101	-0.055
$(1^+; 0)$		0.957	0.237			-0.165		0.018
$(1^+; 0)$		-0.249	0.959			0.098		0.097
$(3^+; 0)$			0.936	0.287		0.207		
$(4^+; 0)$	-0.018			0.691		0.723		
$(2^+; 0)$	-0.038	-0.006	0.825	0.230	0.499	0.050	0.111	0.039
$(0^+; 0)$	0.029	0.926				-0.311	0.181	-0.105
$(3^+; 0)$			-0.127	0.782		-0.610		
$(2^+; 0)$	0.016	-0.301	-0.376	-0.257	0.782	0.148	-0.011	-0.261

depends upon the 6A spatial coordinates R and R^0 , as well as the spin-isospin states and . It is calculated with leading errors of $(\text{)}^3$. The full wave function is then obtained as a product over many small time steps:

$$G(R_n; R^0) = \int \prod_{i=1}^N G(R_n; R_{n-1}) G_1(R_{n-1}; R^0) dR_{n-1} \quad (11)$$

where we have omitted the spin-isospin labels for simplicity.

A central ingredient in a GFMC calculation is the propagator $G(R; R^0)$. It is desirable to use as large a time step as possible to speed up the calculation, however the maximum time step is limited by the accuracy with which we can evaluate the propagator $G(R; R^0)$. The short-time propagator typically used for NN interactions is

$$G(R; R^0) = G_0(R; R^0) \exp \left[-\sum_{i < j} \int_0^{\Delta\tau} \frac{g_{ij}(r_{ij}; r_{ij}^0)}{g_{0,ij}(r_{ij}; r_{ij}^0)} dt \right] \quad (12)$$

where the free-particle propagator G_0 and the free two-nucleon propagator $g_{0,ij}$ are simple Gaussians [1], and the interacting pair propagator,

$$g_{ij}(r_{ij}; r_{ij}^0) = \int d\mathbf{r}_{ij} \exp[-(T_{ij} + v_{ij})\Delta\tau] \psi_{ij}^0(\mathbf{r}_{ij}) \quad (13)$$

is easily calculable from the two-body potential v_{ij} and the relative kinetic energy T_{ij} . We calculate the propagator with the simplified AV8' interaction, the difference between the full Hamiltonian H and the simplified H' is treated perturbatively. [2]

Because of the large number of spin-isospin amplitudes which must be evaluated, the overall speed of the computation for larger nuclei is dominated by the calculation of the NNN propagator. This term was originally treated in a very straightforward manner. Including NNN interactions, the full propagator G can be calculated as:

$$G(R; R^0) = \exp[E_0 \Delta\tau] G_0(R; R^0) \exp \left[-\sum_{ijk} (V_{ijk}^R(R) + V_{ijk}^R(R^0)) \frac{\Delta\tau}{2} \right]$$

$$I_3(R; \frac{1}{2}) = 1 - \sum_{i < j} \frac{V_{ijk}(R)}{2} \quad (14)$$

where

$$I_3(R; \frac{1}{2}) = 1 - \sum_{i < j} \frac{V_{ijk}(R)}{2} \quad (15)$$

Here V_{ijk}^R is the spin-isospin independent part of the NNN interaction, which can be trivially exponentiated. The V_{ijk} contains the two-pion-exchange component of the NNN interaction, and in the case of the Illinois potentials, the three-pion-exchange component.

We have previously employed the fact that the largest part of V_{ijk} is a sum of products of spin and isospin anticommutators that can be expressed as a sum of terms

each of which contain only two-nucleon spin and isospin operators. This part, which we denote V_{ijk} , is not much more difficult to treat than the typical NN potential, i.e., while it involves spatial coordinates of three particles, the spin-isospin algebra is equivalent to that of an NN interaction.

The remaining terms depend upon the spins and isospins of three nucleons and are comparatively weak. If we define a propagator G which is obtained from the NN potential v_{ij} and the V_{ijk} through Eq. (14), the complete propagator including the full NNN interaction can be written as:

$$G(R_M; R_1; M) = [1 - \sum_{i < j} (V_{ijk}(R_M) - V_{ijk}(R_1)) \frac{M}{2}] \quad (16)$$

where the number M of intermediate steps with the simplified propagator G is typically four to five. This treatment is equivalent to evaluating the propagation with a simplified Hamiltonian containing only two-body spin and isospin operators, and then correcting the end points for the difference between the full NNN interaction and the simplified one. Clearly this method has the same short-time limit as the original implementation, but the computational time is significantly decreased because the number of full three-nucleon spin-isospin operations is much reduced.

Further generalizing this method, it is possible to introduce artificial fluctuations into the propagator which average to the correct propagator in the short-time limit, but are much more efficient computationally. We can replace the factor $I_3(R)$ above (Eq. 15) by

$$I_3(R) = 1 - \sum_{i < j < k} \frac{V_{ijk}}{2} \quad (17)$$

where $(x < 0) = 0$ and $(x > 0) = 1$. The function P_{ijk} is an arbitrary function of the particle coordinates $(r_i; r_j; r_k)$ subject to the condition $0 \leq P_{ijk} \leq 1$. Integrating over the "auxiliary fields" q_{ijk} trivially recovers the original term in the propagator, as with probability P_{ijk} the triplet term is $V_{ijk} = P_{ijk}$ and with probability $1 - P_{ijk}$ the triplet contribution is zero. The original for-

mulation for the propagator, Eq. (15), is equivalent to choosing $P_{ijk} = 1$.

Choosing a P_{ijk} which decreases as the three-nucleon separation increases is computationally very advantageous, however. Based upon various trials, we have used

$$P_{ijk} = \begin{cases} 1; & X_{ijk} > X_{max}; \\ X_{ijk} - X_{min}; & X_{min} \leq X_{ijk} \leq X_{max}; \\ 0; & X_{ijk} < X_{min}; \end{cases} \quad (18)$$

where

$$X_{ijk} = T(r_{ij})T(r_{ik}) + T(r_{ij})T(r_{jk}) + T(r_{ik})T(r_{jk}); \quad (19)$$

$$T(r) = \begin{cases} T(r_{max}); & r > r_{max}; \\ T(r_{min}); & r \leq r_{max}; \end{cases} \quad (20)$$

Here $T(x)$ is the radial tensor function used in V_{ijk} (see Eqs. (3.5-8) of Ref. [4]) and r_{max} is the location of the maximum of $T(r)$. For small triplet separations, as effectively specified by X_{min} , the full contribution is always calculated. For larger separations, the contribution is calculated less often. Because of the $1/P_{ijk}$ in Eq. (17), one does not want P_{ijk} to become too small; X_{min} is used to control this. Typical values are $X_{max} = 5.0$ and $X_{min} = 0.01$.

This technique essentially invokes a larger time step for well-separated triplets. Tests are of course required to make sure that the overall time step is small enough

to avoid physically significant errors in the expectation values of interest. This method is particularly important in nuclear physics applications, where the triplet computations are so expensive, but could also be employed in other systems where quantum Monte Carlo methods are used.

We have also adopted a similar scheme in computing the quadratic spin-orbit ($L \cdot S^2$) and angular momentum (L^2) contributions to the energy in both VMC and GFM C calculations. These terms in the interaction are typically quite small at large pair separations, and so we can evaluate them with a probability P_{ij} and then multiply the calculated contribution with the inverse of P_{ij} . Using this scheme enables one to calculate the energies and expectation values in the AV18 interaction at a computational cost much closer to evaluating the simplified AV8⁰ interaction.

IV. GFM C EVALUATION OF EXCITED STATES

It is possible to treat at least a few excited states with the same quantum numbers using VMC and GFM C methods. The VMC calculations have been described above, and essentially involve solving a generalized eigenvalue problem, Eqs. (6) and (7). The same basic method can be applied in GFM C calculations, though the implementation is slightly more involved. In this section,

$\Psi_{T,i}$ represents the trial wave function for the i^{th} state of specified $(J; T)$ and $\Psi_i(\mathbf{r})$ is the GFM C wave function propagated from it. By construction $\langle \Psi_{T,i} | \Psi_{T,j} \rangle = 0$ for $i \neq j$. We would like to calculate the Hamiltonian and normalization matrix elements as a function of \mathbf{r} :

$$H_{ij}(\mathbf{r}) = \frac{\langle \Psi_i(\mathbf{r}) | H | \Psi_j(\mathbf{r}) \rangle}{\langle \Psi_i(\mathbf{r}) | \Psi_j(\mathbf{r}) \rangle}; \quad (21)$$

$$N_{ij}(\mathbf{r}) = \frac{\langle \Psi_i(\mathbf{r}) | \Psi_j(\mathbf{r}) \rangle}{\langle \Psi_i(\mathbf{r}) | \Psi_j(\mathbf{r}) \rangle}; \quad (22)$$

where $\langle \Psi_i | \Psi_j \rangle = \langle \Psi_i | \Psi_j \rangle^2$. Solving the generalized eigenvalue problem with these Hamiltonian and normalization matrix elements would yield improved upper bounds for the ground and low-lying excited states of the system. In the limit $\mathbf{r} \rightarrow 1$ the solutions would be exact.

In GFM C we can compute mixed expectation values such as

$$\sigma_{ij}(\mathbf{r}) = \frac{\langle \Psi_i(\mathbf{r}) | O | \Psi_j(\mathbf{r}) \rangle}{\langle \Psi_i(\mathbf{r}) | \Psi_j(\mathbf{r}) \rangle}; \quad (23)$$

where the denominator involves just state i . Since the propagator commutes with the Hamiltonian, the desired matrix elements can be computed as:

$$H_{ij}(\mathbf{r}) = \langle \Psi_i | H | \Psi_j \rangle^{\frac{1}{2}}; \quad (24)$$

$$N_{ij}(\mathbf{r}) = \langle \Psi_i | N | \Psi_j \rangle^{\frac{1}{2}}; \quad (25)$$

where we use expectation values computed from separately propagated $\Psi_i(\mathbf{r})$ and $\Psi_j(\mathbf{r})$. For $i = j$ these

equations reduce to the standard GFM C calculation described in Sec. III.

For larger nuclei, $A \geq 8$, the fermion sign problem, i.e., the problem of symmetric noise, becomes a sufficiently large computational burden, that a "constrained path" algorithm must be utilized [3]. In this case the propagator for different states is not identical, as it involves constraints based upon the different trial wave functions, and the above equations are only approximate. As is described in [3] for calculations of the lowest state of given (J, T) , any errors in the energy that are introduced by the constrained path can be removed by doing 10 to 20 unconstrained steps before evaluating the energy. In the present work we follow this same procedure and make 10 to 20 unconstrained steps before evaluating H_{ij} and N_{ij} .

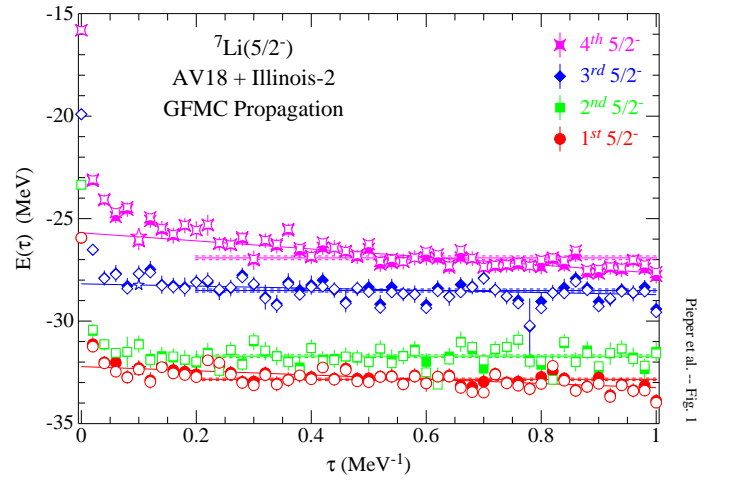


FIG. 1: GFM C energies of four $\frac{5}{2}^-$ states in ${}^7\text{Li}$ versus imaginary time, τ . The solid symbols show the computed energies at each τ ; open symbols show the results of the rediagonalization discussed in the text.

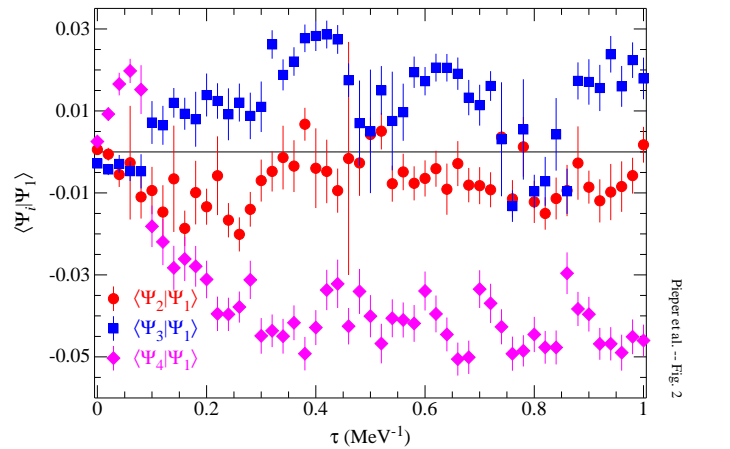


FIG. 2: Overlaps of the GFM C wave functions for the first $\frac{5}{2}^-$ state in ${}^7\text{Li}$ with the other three $\frac{5}{2}^-$ states versus imaginary time.

As an example, Figs. 1 and 2 show the computation of the energies of four $\frac{5}{2}$ states in ${}^7\text{Li}$; the τ_{ij} used to start the propagations are defined in Table IV. The diagonal $H_{ii}(\tau)$ are shown as solid symbols in Fig. 1. The lowest state has mainly $[43]$ symmetry and can easily decay to the $+t$ channel; it has a large experimental width (918 keV) and its computed energy is slowly decreasing to the energy of the separated clusters. The remaining states are mainly of $[421]$ symmetry and so are principally connected to the ${}^6\text{Li}+n$ channel. The second $\frac{5}{2}$ state is experimentally just above the ${}^6\text{Li}+n$ threshold and has a small width (80 keV); its computed energy becomes constant with increasing τ . The last two $\frac{5}{2}$ states are not experimentally known, but the very slow decrease with τ of the energy of the third state suggests that this state may also be narrow. Figure 2 shows the off-diagonal overlaps $N_{ij}(\tau)$; they are small and do not show signs of steadily increasing with increasing τ . The $N_{i6j}(\tau = 0)$ are not identically zero because the diagonalization that determined the $LS[n]$ was made in a different Monte Carlo walk from the ones generating the N_{ij} . These results show that the (constrained) GFM C propagation largely retains the orthogonality of the starting τ_{ij} . Contrary to what might have been expected, the propagation of the higher states does not quickly collapse to the lowest state.

The open symbols in Fig. 1 show the results of generalized eigenvalue calculations made for each τ using the $H_{ij}(\tau)$ and $N_{ij}(\tau)$. As is expected from the small overlaps, there is no statistically significant change of the re-diagonalized energies from the directly computed $H_{ii}(\tau)$. Based on this result and the generally constant $H_{ii}(\tau)$ that we obtain for other cases, we use the $H_{ii}(\tau)$ directly without making a global re-diagonalization.

V. NUMERICAL RESULTS FOR $A = 6$ TO 8 NUCLEI

Figure 1 shows that for some unbound cases the GFM C energy never stabilizes, but rather slowly decays with increasing τ . In these cases a linear fit with non-zero slope provides a much lower χ^2 fit to the $E(\tau)$ for large τ than does a constant fit. We use this linear fit to extrapolate back to $\tau = 0.08$ because it appears that the GFM C calculations for bound systems have all become stable by $\tau = 0.08$. Such extrapolated values are printed in italics in the tables; they must be considered as less reliable than the non-italicized values.

Selected VM C and GFM C energies computed for the AV18/UX Hamiltonian are shown in Table V III. The VM C energies for the τ of Eq. (1) are significantly improved compared to those reported in Refs. [2, 3]. The ${}^4\text{He}$ energy has been lowered by 0.4 MeV, the $A = 6$ energies by 1 MeV, the $A = 7$ energies by 2 MeV, and the $A = 8$ energies by 2.75 MeV. Compared to the more sophisticated (and more expensive) χ_v of Refs. [2, 3],

TABLE V III: Energies and excitation energies (MeV) of selected nuclear states calculated for the AV18/UX Hamiltonian by VM C and GFM C. See the text for italicized GFM C values.

	Energy		Excitation Energy	
	VM C	GFM C	VM C	GFM C
${}^4\text{He}(0^+)$	27.39 (3)	28.31 (2)		
${}^6\text{He}(0^+)$	24.79 (9)	28.02 (9)		
${}^6\text{He}(2^+)$	23.07 (9)	26.08 (9)	1.7 (1)	1.9 (1)
${}^6\text{He}(1^+)$	20.72 (9)	23.9 (2)	4.1 (1)	4.2 (2)
${}^6\text{Li}(1^+)$	27.96 (8)	31.25 (8)		
${}^6\text{Li}(3^+)$	25.05 (9)	28.45 (8)	2.9 (1)	2.8 (1)
${}^6\text{Li}(2^+)$	23.8 (1)	27.25 (8)	4.2 (1)	4.0 (1)
${}^6\text{Li}(1^+, 2^{\text{nd}})$	22.69 (8)	26.2 (1)	5.3 (1)	5.1 (1)
${}^7\text{He}(\frac{3}{2}^-)$	20.93 (8)	26.3 (1)		
${}^7\text{He}(\frac{1}{2}^-)$	18.8 (1)	25.2 (1)	2.1 (1)	1.1 (1)
${}^7\text{He}(\frac{5}{2}^-)$	18.33 (9)	23.9 (1)	2.6 (1)	2.5 (2)
${}^7\text{Li}(\frac{3}{2}^-)$	33.0 (3)	37.5 (1)		
${}^7\text{Li}(\frac{1}{2}^-)$	32.9 (1)	37.6 (1)	1 (3)	1 (2)
${}^7\text{Li}(\frac{7}{2}^-)$	27.2 (1)	32.2 (1)	5.8 (3)	5.3 (1)
${}^7\text{Li}(\frac{5}{2}^-)$	26.61 (9)	31.1 (1)	6.4 (3)	6.5 (2)
${}^7\text{Li}(\frac{5}{2}^-, 2^{\text{nd}})$	23.7 (1)	29.7 (2)	9.3 (3)	7.8 (2)
${}^7\text{Li}(\frac{3}{2}^-, 2^{\text{nd}})$	22.8 (1)	29.1 (2)	10.2 (3)	8.5 (3)
${}^7\text{Li}(\frac{7}{2}^-, 2^{\text{nd}})$	21.8 (1)	28.1 (2)	11.2 (3)	9.5 (2)
${}^7\text{Li}(\frac{5}{2}^-, 3^{\text{rd}})$	20.5 (1)	27.0 (2)	12.5 (3)	10.5 (2)
${}^7\text{Li}(\frac{5}{2}^-, 4^{\text{th}})$	16.8 (2)	24.4 (5)	16.2 (4)	13.1 (5)
${}^8\text{He}(0^+)$	20.75 (7)	27.7 (1)		
${}^8\text{He}(2^+)$	18.2 (1)	25.0 (1)	2.5 (1)	2.8 (2)
${}^8\text{He}(1^+)$	17.56 (8)	23.3 (3)	3.2 (1)	4.4 (3)
${}^8\text{Li}(2^+)$	30.7 (1)	38.8 (1)		
${}^8\text{Li}(1^+)$	29.6 (1)	37.8 (2)	1.1 (1)	1.0 (2)
${}^8\text{Li}(0^+)$	28.6 (1)	36.9 (1)	2.1 (1)	2.0 (2)
${}^8\text{Li}(3^+)$	27.24 (9)	35.4 (1)	3.5 (1)	3.4 (2)
${}^8\text{Li}(1^+, 2^{\text{nd}})$	27.7 (1)	35.2 (1)	3.0 (2)	3.6 (2)
${}^8\text{Li}(4^+)$	24.42 (9)	32.3 (2)	6.3 (1)	6.5 (2)
${}^8\text{Be}(0^+)$	48.6 (1)	55.2 (1)		
${}^8\text{Be}(2^+)$	45.71 (9)	52.1 (2)	2.9 (1)	3.1 (3)
${}^8\text{Be}(4^+)$	37.59 (9)	44.2 (5)	11.0 (1)	11.0 (5)
${}^8\text{Be}(1^+)$	28.07 (8)	37.0 (2)	20.6 (1)	18.2 (2)
${}^8\text{Be}(2^+, 2^{\text{nd}})$	28.8 (1)	36.4 (6)	19.8 (1)	18.9 (6)
${}^8\text{Be}(3^+)$	26.69 (7)	35.2 (2)	21.9 (1)	20.0 (2)

which includes spin-orbit and additional three-body correlations, the energies from the present τ are as good for $A = 6$ and even better for $A = 7, 8$. The improvements are due primarily to 1) improved shapes for the two-body tensor correlation functions $u_t(\tau)$, $u_{\text{t}}(\tau)$ contained in U_{ij} [Eq. (3)], including allowing them to be different for s -shell and p -shell nuclei, 2) letting the $f_{\text{sp}}(\tau)$ vary with the $LS[n]$ wave function component, and 3) using more extended $f_{\text{sp}}(\tau)$ and $f_{\text{pp}}(\tau)$ which allow the overall wave function to be more diffuse. In particular, the lack of experimental charge radii for $A = 8$ nuclei makes it difficult to fix the optimal size of these wave functions; in the present case the matter radii for the ground states have been adjusted to match the earlier GFM C results

TABLE IX : $A = 4, 6$ and 7 GFM C energies for the AV 8^0 , AV 18, and AV 18/IL2 Hamiltonians compared with experimental values [10]. Except as noted, states have the same isospin as the corresponding ground state. Square brackets enclose experimental energies which have uncertain J assignments. See the text for italicized GFM C values. All values are in MeV.

	AV 8^0	AV 18	AV 18/IL2	Experiment Energy	Width
${}^4\text{He}(0^+)$	25.14 (2)	24.07 (4)	28.37 (3)	28.30 (0)	
${}^6\text{He}(0^+)$	25.11 (3)	23.8 (1)	29.28 (2)	29.27	
${}^6\text{He}(2^+)$	23.21 (4)	21.9 (1)	27.3 (2)	27.47 (3)	0.113
${}^6\text{He}(2^+, 2^{\text{nd}})$	21.4 (1)	20.4 (1)	24.6 (1)		
${}^6\text{He}(1^+)$	21.0 (1)	19.6 (2)	24.5 (1)		
${}^6\text{He}(0^+, 2^{\text{nd}})$	20.15 (6)	19.0 (1)	23.3 (1)		
${}^6\text{Li}(1^+)$	28.15 (3)	26.9 (1)	32.0 (1)	31.99	
${}^6\text{Li}(3^+)$	25.33 (3)	24.1 (1)	29.8 (1)	29.80	0.024
${}^6\text{Li}(0^+, T=1)$	24.31 (3)	23.0 (1)	28.6 (1)	28.43	
${}^6\text{Li}(2^+)$	24.18 (5)	22.8 (1)	27.8 (1)	27.68 (2)	1.3
${}^6\text{Li}(2^+, T=1)$	22.48 (4)	21.1 (1)	26.5 (1)	26.62	0.54
${}^6\text{Li}(1^+, 2^{\text{nd}})$	23.19 (6)	22.0 (1)	26.4 (2)	26.34 (5)	1.5
${}^6\text{Li}(1^+, 3^{\text{rd}})$	19.7 (2)	18.8 (1)	23.4 (1)		
${}^7\text{He}(\frac{3}{2}^-)$	23.39 (7)	21.9 (1)	28.8 (2)	28.82 (3)	0.16
${}^7\text{He}(\frac{1}{2}^-)$	22.05 (9)	20.7 (1)	25.9 (2)		
${}^7\text{He}(\frac{1}{2}^-)$	20.8 (1)	19.4 (1)	25.5 (1)	[25.90 (10)]	1.99
${}^7\text{He}(\frac{1}{2}^-, 2^{\text{nd}})$			25.0 (1)		
${}^7\text{He}(\frac{1}{2}^-, 3^{\text{rd}})$			21.7 (3)		
${}^7\text{Li}(\frac{3}{2}^-)$	33.86 (4)	32.0 (1)	38.9 (1)	39.24	
${}^7\text{Li}(\frac{1}{2}^-)$	33.95 (4)	32.2 (1)	38.7 (1)	38.76	
${}^7\text{Li}(\frac{7}{2}^-)$	28.6 (1)	26.8 (2)	34.0 (1)	34.59 (1)	0.069
${}^7\text{Li}(\frac{5}{2}^-)$	28.11 (6)	26.4 (1)	32.3 (1)	32.64 (5)	0.92
${}^7\text{Li}(\frac{5}{2}^-, 2^{\text{nd}})$	26.42 (7)	24.5 (1)	31.7 (1)	31.79	0.08
${}^7\text{Li}(\frac{3}{2}^-, 2^{\text{nd}})$	25.4 (2)	24.4 (1)	29.7 (1)	30.49	4.7
${}^7\text{Li}(\frac{1}{2}^-, 2^{\text{nd}})$	25.37 (7)	23.8 (1)	29.1 (2)	30.15	2.8
${}^7\text{Li}(\frac{7}{2}^-, 2^{\text{nd}})$	24.59 (7)	23.0 (1)	29.2 (2)	29.67 (10)	0.44
${}^7\text{Li}(\frac{5}{2}^-, 3^{\text{rd}})$			28.6 (1)		
${}^7\text{Li}(\frac{5}{2}^-, 4^{\text{th}})$			25.8 (1)		

of Ref. [3].

Many of the GFM C results in Table V III have changed by 1 to 3 standard deviations from the results reported in Ref. [3]. The changes are due to the improved treatment of V_{ijk} discussed above, propagation to larger β , and in some cases improved ${}_{\text{LS [n]}}$ choices. These changes are significantly less than the corresponding improvements in the T values, indicating that (aside from modifications of the ${}_{\text{LS [n]}}$) high-energy contaminations have been removed from the T ; these were previously easily corrected by the GFM C.

For the p-shell nuclei, the improved T energies are still 10 to 20% higher than the GFM C values. However the excitation energies computed with the T are generally quite accurate, providing the states are dominated by the same spatial symmetry as the ground state. The second $\frac{5}{2}^-$ and higher states of ${}^7\text{Li}$ and the 1^+ and 3^+ states of ${}^8\text{Be}$ have lower spatial symmetry than the corresponding ground states and their VMC excitation energies are significantly too high; we also see this pattern in the VMC energies of other higher states and with

other Hamiltonians.

Tables IX and X give GFM C energies for the AV 8^0 , AV 18, and AV 18/IL2 Hamiltonians and also show the experimental energies and widths of the states that have been observed (widths less than 0.01 MeV are not shown). Figure 3 shows the corresponding excitation energies. The values for second or higher states of a given J are presented here for the first time, however the other values have all been recomputed with, in many cases, increased maximum β , improved determinations of the ${}_{\text{LS [n]}}$ in the T , and improved treatment of the V_{ijk} in the propagation. For these reasons, some of the values are significantly different from previously published values.

The AV 18/IL2 Hamiltonian was originally determined by making a three-parameter fit to 17 states in the $A = 3$ to 8 region [4]. There are 36 states with $6 \leq A \leq 8$ that have experimental energies in Tables IX and X. The RMS error in predicting the energies of these states is only 0.60 MeV; the RMS error for just the 17 states with widths less than 0.2 MeV is 0.38 MeV and the RMS error for the 7 ground-state energies is 0.31 MeV. The RMS errors

TABLE X: $A = 8$ GFM C energies for the AV 8^0 , AV 18, and AV 18/IL2 Hamiltonians compared with experimental values [11]. Conventions are the same as in Table IX. The 2^+ states near 39.7 MeV in ^8Be are strongly isospin mixed; their experimental energies, marked with an asterisk, have not been corrected for this effect.

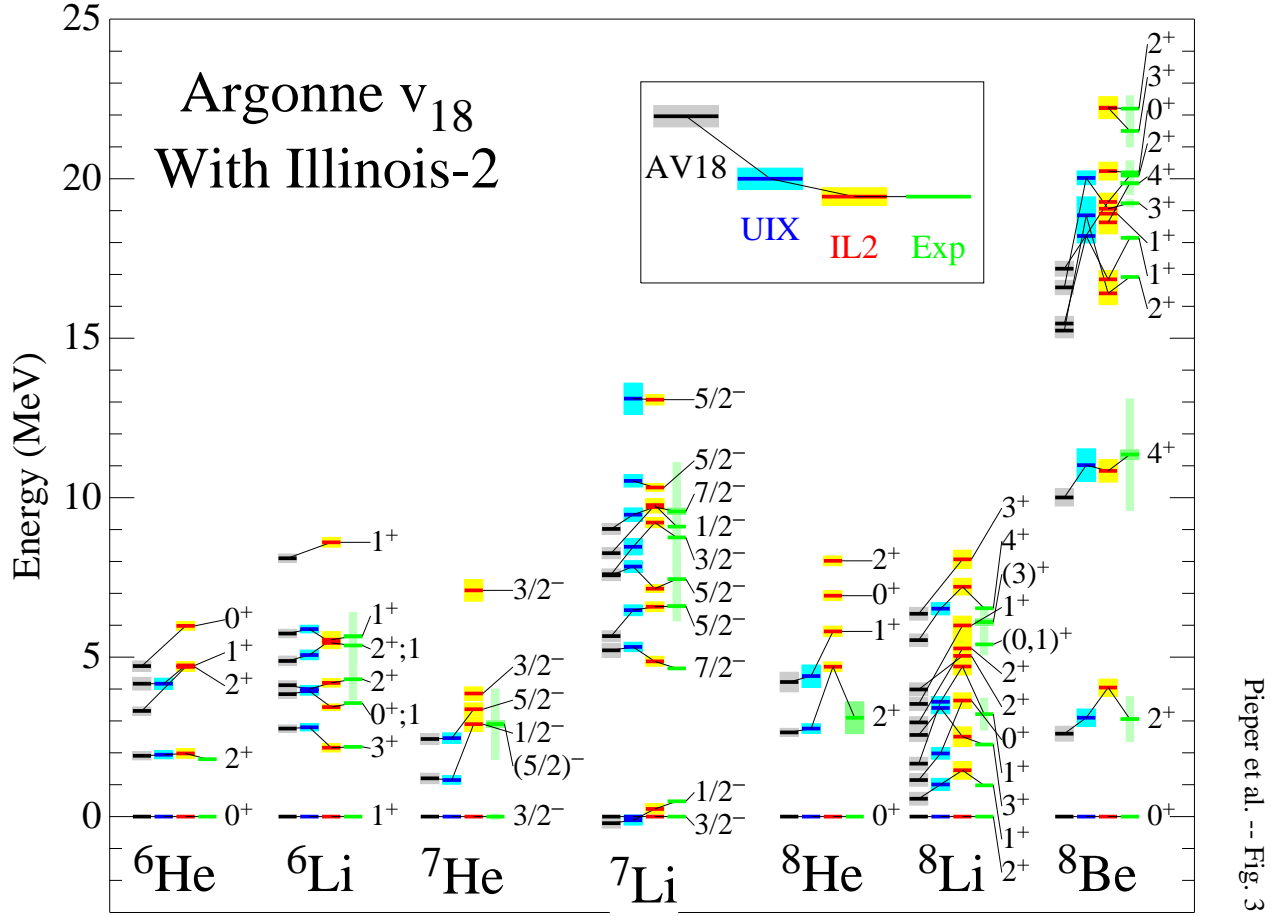
	AV 8^0	AV 18	AV 18/IL2	Experiment Energy	Width
$^8\text{He}(0^+)$	24.3 (1)	23.0 (1)	31.72 (4)	31.41 (1)	
$^8\text{He}(2^+)$	21.93 (6)	20.4 (1)	27.0 (2)	28.31 (50)	0.6
$^8\text{He}(1^+)$	20.3 (2)	18.8 (3)	25.9 (2)		
$^8\text{He}(0^+, 2^{\text{nd}})$			24.8 (2)		
$^8\text{He}(2^+, 2^{\text{nd}})$			23.7 (2)		
$^8\text{Li}(2^+)$	34.74 (6)	32.7 (1)	41.9 (2)	41.28	
$^8\text{Li}(1^+)$	34.34 (7)	32.1 (1)	40.5 (2)	40.30	
$^8\text{Li}(3^+)$	32.16 (7)	30.1 (2)	39.4 (2)	39.02	0.033
$^8\text{Li}(0^+)$	33.51 (6)	31.5 (1)	38.3 (2)		
$^8\text{Li}(1^+, 2^{\text{nd}})$	32.76 (7)	31.0 (1)	37.2 (2)	38.07	1.
$^8\text{Li}(2^+, 2^{\text{nd}})$	31.2 (2)	29.7 (1)	36.6 (4)		
$^8\text{Li}(2^+, 3^{\text{rd}})$	30.49 (7)	28.7 (2)	36.9 (2)		
$^8\text{Li}(1^+, 3^{\text{rd}})$	31.14 (7)	29.1 (2)	35.9 (2)	[35.88]	0.65
$^8\text{Li}(3^+, 2^{\text{nd}})$	28.47 (7)	26.3 (1)	33.8 (2)	[35.18 (10)]	1.
$^8\text{Li}(4^+)$	29.1 (1)	27.1 (1)	34.7 (2)	34.75 (2)	0.035
$^8\text{Be}(0^+)$	48.95 (7)	46.3 (2)	56.3 (1)	56.50	
$^8\text{Be}(2^+)$	45.6 (3)	43.7 (2)	52.2 (2)	53.44 (3)	1.4
$^8\text{Be}(4^+)$	37.7 (5)	36.2 (2)	45.4 (3)	45.15 (15)	3.5
$^8\text{Be}(2^+, T=1)$	33.40 (6)	31.2 (1)	40.4 (2)	39.87	0.108
$^8\text{Be}(2^+, 2^{\text{nd}})$	33.41 (9)	31.0 (2)	39.8 (3)	39.58	0.074
$^8\text{Be}(1^+, T=1)$	33.03 (7)	30.7 (1)	39.0 (2)	38.86	0.011
$^8\text{Be}(1^+)$	33.25 (9)	30.8 (2)	39.4 (3)	38.35	0.138
$^8\text{Be}(3^+, T=1)$	30.87 (7)	28.8 (2)	38.0 (2)	37.43	0.27
$^8\text{Be}(1^+, 2^{\text{nd}})$			37.3 (3)		
$^8\text{Be}(3^+)$	31.68 (9)	29.7 (2)	37.2 (1)	37.26 (1)	0.23
$^8\text{Be}(4^+, 2^{\text{nd}})$			37.6 (3)	36.64 (5)	0.7
$^8\text{Be}(2^+, 3^{\text{rd}})$	31.49 (9)	29.1 (2)	37.0 (3)	36.40	0.88
$^8\text{Be}(0^+, 2^{\text{nd}})$			36.0 (3)	36.30	0.72
$^8\text{Be}(3^+, 2^{\text{nd}})$			34.0 (3)	35.00	1.
$^8\text{Be}(2^+, 4^{\text{th}})$			34.0 (3)	34.30	0.8

in excitation energies are 0.76 MeV for all 29 excited states and 0.54 MeV for the 10 narrow states. Analog states have been omitted from all of these averages but the states with uncertain experimental J assignments were included; omitting the latter does not substantially change the above numbers. These results are basically the same as the RMS errors reported for 26 states in Ref. [4].

TABLE XI: GFM C expectation values of V_{ijk} for the AV 18/IL2 Hamiltonian

	V^2	V^3	V^R	V_{ijk}
^4He	16.3 (1)	0.63 (1)	7.3 (1)	8.4 (1)
^6He	18.9 (1)	0.58 (1)	8.9 (1)	10.6 (1)
^6Li	20.1 (2)	0.09 (3)	9.4 (2)	10.8 (2)
^7He	23.5 (3)	2.22 (6)	11.6 (2)	14.2 (2)
^7Li	24.9 (2)	0.50 (3)	11.7 (1)	13.7 (2)
^8He	27.0 (1)	4.36 (2)	13.8 (1)	17.5 (1)
^8Li	31.4 (3)	2.6 (1)	15.8 (2)	18.2 (3)
^8Be	35.9 (2)	0.32 (3)	16.4 (2)	19.2 (2)

Extensive breakdowns of the total energies were presented in Ref. [4]. The improved treatment of V_{ijk} in the GFM C propagation has resulted in significant changes to the expectation values of V_{ijk} and its components for the AV 18/IL2 Hamiltonian; revised values are shown in Table XI. The other contributions to the total energies shown in Ref. [4] are not significantly changed. The isovector and isotensor energies presented there have also not significantly changed in the current calculations. Tables IX and X contain energies of a few $T=1$ states for ^6Li and ^8Be ; these have been computed perturbatively using the isovector and isotensor energies computed for ^6He and ^8Li , respectively. Recently we have realized that there is a significant difficulty in extracting precise RMS radii from GFM C calculations, especially for weakly bound systems. For this reason we are deferring presenting updated values for the RMS radii.



Pieper et al. -- Fig. 3

FIG. 3: GFM C excitation energies computed for the AV18, AV18/UIX, and AV18/IL2 Hamiltonians compared with experimental values. The shaded bands show the Monte Carlo statistical (or experimental) errors. The narrow shaded bars on the experimental values show the experimental widths.

VI. CONCLUSIONS

We have demonstrated that it is possible to use GFM C to compute the energies of multiple nuclear states with the same quantum numbers. This substantially increases the number of nuclear level energies that can be compared to experimental values in the light p-shell region. We have also improved our treatment of the three-nucleon force in the GFM C calculations. The AV18/IL2 Hamiltonian presented in Ref. [4] gives a good description of this increased set of energies.

Acknowledgments

We thank D. Kurath, V. R. Pandharipande, and K. Varga for useful discussions. The many-body calcu-

lations were performed on the parallel computers of the Laboratory Computing Resource Center, Argonne National Laboratory and the National Energy Research Scientific Computing Center. The work of SCP and RBW is supported by the U.S. Department of Energy, Office of Nuclear Physics, under contract No. W-31-109-ENG-38. The work of JC is supported by the U.S. Department of energy under contract No. W-7405-ENG-36.

[*] Electronic address: spieper@anl.gov

[y] Electronic address: wiringa@anl.gov

- [z] Electronic address: carlson@lanl.gov
- [1] B. S. Pudliner, V. R. Pandharipande, J. Carlson, and R. B. Wiringa, Phys. Rev. Lett. 74, 4396 (1995).
- [2] B. S. Pudliner, V. R. Pandharipande, J. Carlson, S. C. Pieper, and R. B. Wiringa, Phys. Rev. C 56, 1720 (1997).
- [3] R. B. Wiringa, S. C. Pieper, J. Carlson, and V. R. Pandharipande, Phys. Rev. C 62, 014001 (2000).
- [4] S. C. Pieper, V. R. Pandharipande, R. B. Wiringa, and J. Carlson, Phys. Rev. C 64, 014001 (2001).
- [5] S. C. Pieper, K. Varga, and R. B. Wiringa, Phys. Rev. C 66, 044310 (2002).
- [6] R. B. Wiringa, V. G. J. Stoks, and R. Schiavilla, Phys. Rev. C 51, 38 (1995).
- [7] R. B. Wiringa, Phys. Rev. C 43, 1585 (1991).
- [8] S. Cohen and D. Kurath, Nucl. Phys. 73, 1 (1965).
- [9] A. Bohr and B. R. Mottelson, Nuclear Structure Volume I, (W. A. Benjamin, New York, 1969), Appendix 1C.
- [10] D. R. Tilley, C. M. Cheves, J. L. Godwin, G. M. Hale, H. M. Hofmann, J. H. Kelley, C. G. Sheu, and H. R. Weller, Nucl. Phys. A 708, 3 (2002).
- [11] J. H. Kelley, J. L. Godwin, X. Hu, J. Purcell, C. G. Sheu, D. R. Tilley, and H. R. Weller, preprint (2002); on-line version at www.tunl.duke.edu/nucldata/chain/08.shtml.