

A calculation of the viscosity over entropy ratio of a hadronic gas

Shin MUROYA¹⁾ and Nobuo SASAKI²⁾

1) Tokuyama University, Shunan, 745-8566 Japan

*2) Research Center for Nanodevices and Systems,
Hiroshima University, Higashi-Hiroshima, 739-8527 Japan.*

We calculate thermodynamical quantities and transport coefficients of a hadronic gas by using a Monte Carlo hadronic collision event generator URASiMA. Obtained shear viscosity to entropy ratio of the hadronic gas is about $0.3 \sim 0.6$ at around $T = 100 \sim 180 \text{ MeV}$ and almost insensitive to the baryon number density.

§1. Introduction

A hydrodynamical model is one of the most established models for a multiple production phenomena.¹⁾ Especially in RHIC experiment, a hydrodynamical model is well accepted as an only successful model to reproduce the v_2 data.²⁾ Up to now, in most hydrodynamical models, viscosities and a heat conductivity are neglected for simplicity. Teaney³⁾ tries to estimate how large effect may appear in the present hydrodynamical model for the RHIC experiment if a shear viscosity is taken into account, and concludes that the viscous term in the Navier-Stokes equation must be smaller than unity not to lose the good agreements between the blast hydrodynamical model and the experiment. Peculiar small ratio of the viscosity over entropy is stressed as an possible special feature of the QGP liquid.⁴⁾ We here evaluate shear viscosity and entropy for the hadronic gas.

Calculating macroscopic material constants based on a microscopic picture belongs to the most important task of the theoretical physics. It is, however, very difficult in general. Especially in the case of hadrons of which interaction is "strong", a perturbation theory is not available and no systematic way to calculate is established.

We evaluate transport coefficients of a dense and hot hadronic matter based on a hadro-molecular dynamic calculation by using an event generator URASiMA (Ultra-Relativistic AA collision Simulator based on Multiple Scattering Algorithm).⁵⁾ Obtained heat conductivity and shear viscosity show the temperature dependence as almost T^5 which is stronger than the naive dimensional expectation T^3 .

§2. Hadro-Molecular Dynamics

In order to set up a statistical ensemble state, we perform a molecular dynamical calculation of hadrons put in a box. The time evolution of the system is simulated by a Monte-Carlo collision event generator URASiMA (Ultra-Relativistic AA collision Simulator based on Multiple Scattering Algorithm). One of the authors (N.S.) has improved and tuned the parameters of URASiMA so as to establish an equilibrium state of hadrons with temperature at about $100 \sim 180 \text{ MeV}$ and at around twice

Table I. Baryons, mesons and their resonances included in the URASiMA.

| nucleon | N_{938} | N_{1440} | N_{1520} | N_{1535} | N_{1650} | N_{1675} | N_{1680} | N_{1720} |
|----------|-----------------|-----------------|-----------------|-----------------|-----------------|-----------------|-----------------|------------|
| Δ | Δ_{1232} | Δ_{1600} | Δ_{1620} | Δ_{1700} | Δ_{1905} | Δ_{1910} | Δ_{1950} | |
| meson | π | η | σ_{800} | ρ_{770} | | | | |

of the normal nuclear density.⁶⁾ In ref. 6) equilibration of the system is discussed in detail and thermodynamical quantities are analyzed. A several kinds of diffusion constants have already investigated based on the ensembles.^{7),8)}

The present version of the URASiMA contains particles in the table 1. This version is so called “two-flavor” and “Low-energy” version neglecting anti-baryons and strangeness. This model will cover the region with temperature lower than Kaon’s mass and chemical potential lower than baryon mass. The region on which we focus our discussion here is below T_c (≈ 200 MeV) and up to twice of normal nuclear baryon number density. The region seems safely to belong to the applicable region.

Thermodynamical quantities are already investigated in ref. 6). Figure 1 displays obtained equation of state (pressure P as a function of energy density ϵ). Through out our simulation, box size is fixed as 10^3 fm^3 . Black circle stands for normal nuclear density n_{b0} ($n_{b0} = 0.157 \text{ (1/fm}^3\text{)}$), white box for 1.5 times n_{b0} and triangle for twice of n_{b0} , respectively. We must notice from fig.1 that bulk viscosity of the hadronic gas is almost vanish. Because the current corresponds to the bulk viscosity P' is given as,⁹⁾

$$P' = P - \frac{\partial P}{\partial \epsilon} \epsilon \quad (1)$$

which vanishes if pressure is proportional to energy density.

Figure 2 displays entropy density calculated in ref 6) as $S = \Sigma \rho \ln \rho$, where ρ stands for *the ensemble averaged* density function and Σ for the sum over phase space, respectively. Through out our simulation, baryon number is conserved. Entropy density shows more rapid growing than the one for a free hadron model (lines in the figure) at around temperature \geq pion mass.

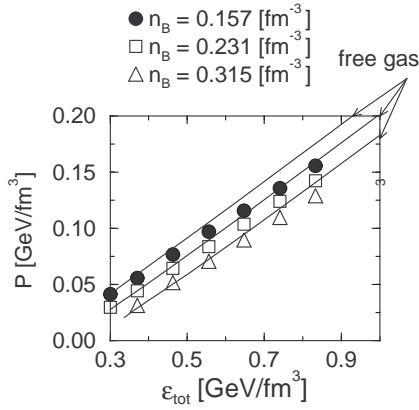


Fig. 1. Equation of state of the hadronic gas obtained by using URASiMA.

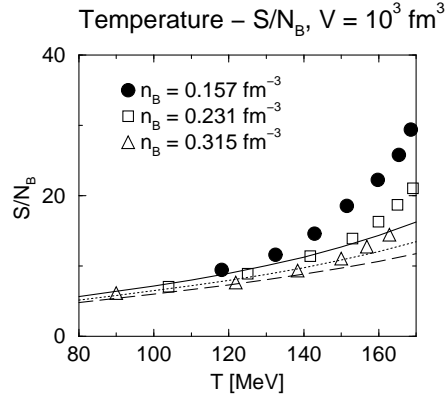


Fig. 2. Entropy of the hadronic gas obtained by using URASiMA

§3. Relaxation of the currents

According to the linear response theory, a transport coefficient is given by the correlation of the corresponding current.¹⁰⁾ Shear viscosity and heat conductivity are given by the correlation of heat current P_i and stress tensor π_{ij} ,¹¹⁾

$$\kappa = \lim_{\varepsilon \rightarrow +0} \frac{1}{T} \int d^3\mathbf{x} \int_{-\infty}^t dt' e^{-\varepsilon(t-t')} (P_x(t), P_x(t')) \quad (2)$$

$$\eta_s = \lim_{\varepsilon \rightarrow +0} \frac{2}{T} \int d^3\mathbf{x} \int_{-\infty}^t dt' e^{-\varepsilon(t-t')} (\pi_{x,y}(t), \pi_{x,y}(t')), \quad (3)$$

where P_i and π_{ij} are the spatial-temporal and spatial-spatial component of the energy-momentum tensor, respectively.

In a hadro-molecular dynamics by URASiMA, the energy-momentum tensor is given as the sum of the one of each particle,

$$T^{\mu\nu}(\mathbf{x}, t) = \sum_l T_{(l)}^{\mu\nu} \delta(\mathbf{x} - \mathbf{x}_{(l)}(t)) \quad (4)$$

$$= \sum_l \frac{p_{(l)}^\mu p_{(l)}^\nu}{p_{(l)}^0} \delta(\mathbf{x} - \mathbf{x}_{(l)}(t)) \quad (5)$$

with particle id, l . Average is taken as an ensemble average,

$$\langle \dots \rangle = \frac{1}{\text{number of ensembles}} \sum_{\text{ensemble}} \delta_{(l,l')}. \quad (6)$$

Correlation is assumed to exist only between the same particle in a state.

Figures 3 displays a correlation function of the stress tensor π^{ij} which stands for the relaxation of the a viscous shear tensor and appears in the integrand of eq.(3). At about a temperature around pion mass, a mesonic degree of freedom gradually dominate transport phenomena. The detailed analyses on the contribution of baryonic sector and mesonic sector will be reported elsewhere.¹⁴⁾

In each case, later than about $t = 20$ fm, the correlation function become smaller in the order of 10^{-3} and buried in noise. Because we have interest in the phenomena in a hadronic scale, in the practical calculation, we stop the infinite integration in eqs. (2) and (3) up to $t = 20$ fm by hand. Final results are not sensitive to this value.

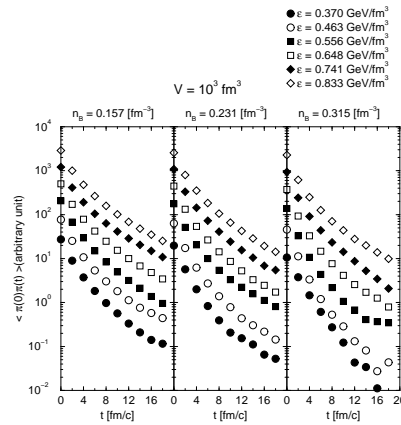
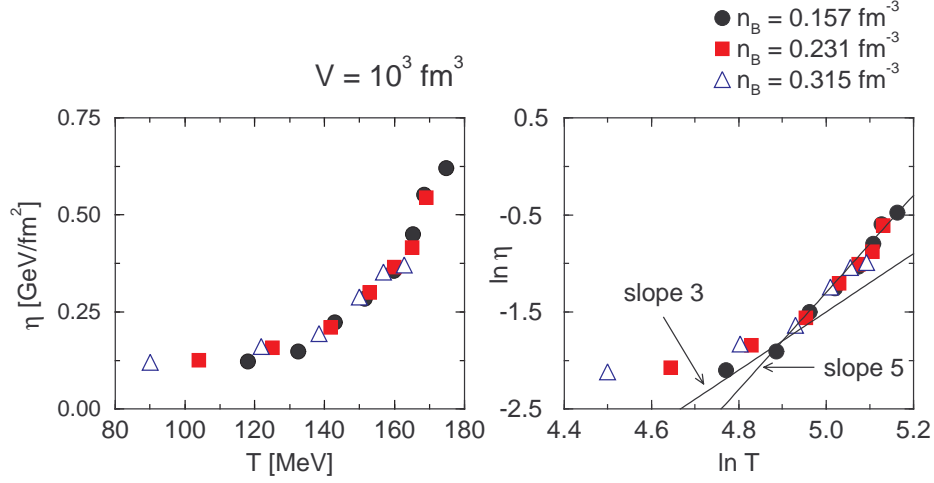
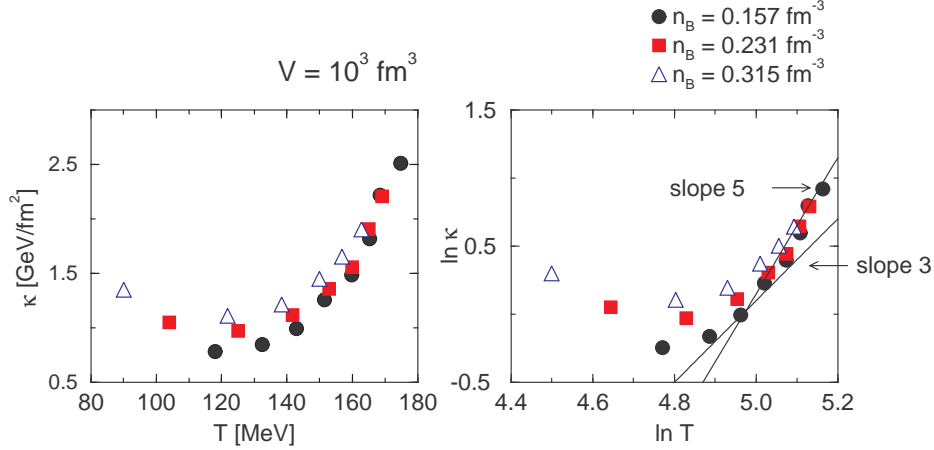


Fig. 3. Correlation function of the viscous shear tensor $\pi_{x,y}$

Fig. 4. Shear viscosity η_s as a function of temperatureFig. 5. Heat conductivity κ as a function of temperature

§4. Transport coefficients

Figure 4 displays obtained shear viscosity. Though the temperature region is not large, the power of temperature dependence clearly reveal as almost T to the 5-th in spite of the naive expectation tells us the 3-rd. This strong temperature dependence is caused by the liberation of the pion degrees of freedom because the temperature is a little above the pion mass. Similar temperature dependence is also appear in the heat conductivity in fig. 5. A little peculiar behavior of heat conductivity in low temperature is explained by the contribution of the baryon with a larger mass than the temperature. Detailed investigation will be discussed elsewhere.¹⁴⁾

Obtained shear viscosity is around $0.2 \sim 0.6 \text{ [GeV/fm}^2\text{]}$ and almost indepen-

dent of the baryon number density. Though the URASiMA is not simple pion gas, transport of stress is dominated by pions because the present temperature is smaller enough than the mass of hadrons other than pion.

About 20 years ago, Gavin calculated shear viscosity of pion gas¹²⁾ and obtained $0.05 \sim 0.15$ [GeV/fm²] which is almost a 5-th of our result. According to the recent estimation by Dobado and Llanes-Estrada,¹³⁾ shear viscosity of pion gas is around 0.4 [GeV³] (~ 10 [GeV/fm²]) if a constant scattering amplitude is assumed (fig.2 in ref. 13)) and 0.004 [GeV³] (~ 0.1 [GeV/fm²]) in the simple analytical phase shift model (fig.3 in ref. 13)). Our results are in-between of these models.

§5. η_s over entropy density ratio

Shear viscosity over entropy density ratio is shown in fig. 6. η/s is around 0.4 and almost insensitive to the baryon number density. Peculiar small η/s of QCD matter is emphasized by several authors,⁴⁾ but even in the case of hadronic gas, η/s is about the order of unity or rather smaller than unity. URASiMA consists of ordinary hadronic collisions only;⁶⁾ there exist no special strong correlation. Therefore, the property that $\eta/s \leq 1$ may be a common feature of a *relativistic gas*. More detailed analysis is now in progress.¹⁴⁾

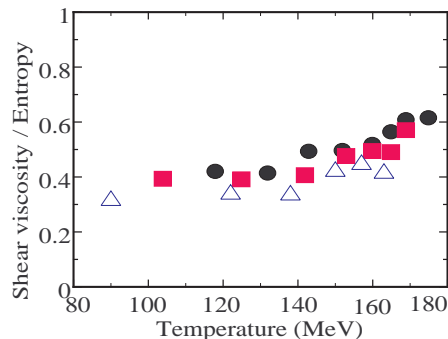


Fig. 6. Viscosity over entropy density ratio of hadronic gas

Acknowledgements

We would like to thank Profs. Teiji Kunihiro and Atsushi Nakamura for their continuous and persistent encouragement. Collaboration with C. Nonaka in the early stage of the present work was really fruitful. Stimulating discussion at the workshop on *Thermal field theory and its application* held at YITP was extremely helpful. One of the authors (S.M.) thanks to ERI of Tokuyama University for the partial financial support. This work had started under the supervision of the late Prof. Osamu Miyamura, Hiroshima University.

-
- 1) E. Fermi, Prog. Theor. Phys. **5** (1950), 100; L. D. Landau, Izv. Akad. Nauk S.S.S.R. **17** (1953), 51; M. Namiki and C. Iso, Prog. Theor. Phys. **18** (1957), 591; C. Iso, K. Mori and M. Namiki, Prog. Theor. Phys. **22** (1959), 403.
 - 2) For example, see *the proceedings of the Quark Matter 2004*, J. Phys. G30 (2004), S1.
 - 3) D. Teaney, Phys. Rev. C **68** (2003), 034913.
 - 4) E. V. Shuryak hep-ph/0405066; G. Policastro, D. T. Son and A. O. Starinets, Phys. Rev. Lett. **87**(2001), 081601; A. Nakamura and S. Sakai, hep-lat/0406009.
 - 5) S. Daté, K. Kumagai, O. Miyamura and X. Z. Zhang, JPSJ **64**(1995)766.
 - 6) N. Sasaki, Prog. Theor. Phys. **106**(2001)783.
 - 7) N. Sasaki, O. Miyamura, S. Muroya and C. Nonaka, Phys. Rev. C **62** (2000), 011901R.

- 8) N. Sasaki, O. Miyamura, S. Muroya and C. Nonaka, *Europys. Lett.* **54** (2001), 38.
- 9) D. N. Zubarev, *Non-Equilibrium Statistical Thermodynamics* (Plenum, New York, 1974)
- 10) R. Kubo, *Reports on Progress in Physics* **29** Part I (1966), 255.
- 11) R. Kubo, M. Yokota and S. Nakajima, *J. Phys. Soc. Japan* **12** (1957), 1203; S. Nakajima, *Prog. Theor. Phys.* **20** (1958), 948.
- 12) S. Gavin, *Nucl. Phys.* A435, 826 (1985); see also A. Hosoya and K. Kajantie, *Nucl. Phys.* B250, 666 (1985) 666; P. Danielowicz and M. Gyulassy, *Phys. Rev.* **D31** (1985) 53; M. Mizutani et al, *Phys. Rev. D* **37** (1988), 3033.
- 13) A. Dobado and F. J. Llanes-Estrada, *Phys. Rev. D* **69** (2004), 116004.
- 14) S. Muroya and N. Sasaki, in preparation.