

Optimal Fermi-averaging t-matrix for (π^+, K^+) reactions in Λ quasi-free region

Toru Harada

*Research Center for Physics and Mathematics,
Osaka Electro-Communication University,
Neyagawa, Osaka, 572-8530, Japan*

Yoshiharu Hirabayashi

Information Initiative Center, Hokkaido University, Sapporo, 060-0811, Japan

(Dated: November 15, 2018)

Abstract

We propose an optimal Fermi-averaging for an elementary $\pi^+ + n \rightarrow K^+ + \Lambda$ t-matrix under the on-energy-shell condition, in order to describe (π^+, K^+) reactions on a nuclear target in the framework of a distorted-wave impulse approximation. We apply it to calculate Λ quasi-free spectra from $^{12}\text{C}(\pi^+, K^+)$ reactions at $p_\pi = 1.20$ GeV/c and 1.05 GeV/c, and compare them with experimental data. The results show that the calculated spectra are in excellent agreement with the data, because the energy-dependence originates from the nature of the optimal Fermi-averaging t-matrix.

PACS numbers: 21.80.+a, 24.50.+g, 25.80.Pw, 27.20.+n

One of the significant subjects in the hypernuclear spectroscopy is to elucidate hadronic many-body dynamics with strangeness degree of freedom in nuclear and hadron physics. In particular, the spectroscopy by (π^+, K^+) reactions is of great advantage to investigate not only Λ deeply-bound states but also Λ quasi-free (QF) scattering states, because a momentum transfer to a Λ becomes $q \simeq 300 \sim 500$ MeV/c which goes over a Fermi-momentum $p_F \simeq 270$ MeV/c [1, 2, 3]. Recently, observations of Λ production by $^{12}\text{C}(\pi^+, K^+)$ reactions were performed in E438 and E521 experiments with high quality π^+ beams at KEK [4]. In Fig. 1a we show the data of the missing mass spectra at the incident π^+ momenta $p_\pi=1.20$ GeV/c and 1.05 GeV/c, where the cross sections $\sigma_{4^\circ-8^\circ}^{\text{exp}}$ were obtained at a K^+ forward-direction angle of $\theta_K = 6^\circ \pm 2^\circ$. These spectra differ significantly at higher Λ excitation energies [4]: (1) a peak position of the QF spectrum at 1.20 GeV/c is $\omega \simeq 275$ MeV which corresponds to about 80 MeV above the $^{11}\text{C}_{\text{g.s.}}+\Lambda$ threshold, while the peak position at 1.05 GeV/c is $\omega \simeq 240$ MeV which corresponds to about 45 MeV above the threshold; (2) width of the QF spectrum at 1.05 GeV/c is about 80 MeV, which is narrower than that at 1.20 GeV/c; (3) a magnitude of the QF peak at 1.05 GeV/c is about 2/3 times smaller than that at 1.20 GeV/c. This distinction would be a slight puzzle, because the lab differential cross section for an elementary $\pi^++n \rightarrow K^++\Lambda$ reaction, $(d\sigma/d\Omega)^{\text{elem}}$, at 1.05 GeV/c is quite larger than that at 1.20 GeV/c, as shown in Fig. 1b [5].

———— **FIG. 1** ————

In a Fermi gas model [6], a strength function for Λ production is well-known to be characterized by the momentum transfer q . One may attempt to explain the QF spectrum by a change of a momentum transfer q as a function of p_π . For $p_\pi = 1.20$ GeV/c, the QF peak which follows $q \simeq 400$ MeV/c, has a position of $\omega_{\text{peak}}^{\text{FG}} \simeq 275$ MeV and width of about 190 MeV, of which values are similar to these of the data in Fig. 1a. However, this agreement would be accidental. Because the (π^+, K^+) reaction is an endothermic reactions, the momentum transfer q increases slowly as p_π decreases toward a Λ production threshold [1]. Then, if we assume $(d\sigma/d\Omega)^{\text{elem}}$ to be constant, the position of the QF peak should be shifted up and the width should be broader as p_π decreases. For $p_\pi = 1.05$ GeV/c, the QF peak must have $q \simeq 450$ MeV/c, leading to $\omega_{\text{peak}}^{\text{FG}} \simeq 295$ MeV and width of about 220 MeV. It is an opposite tendency of the data. This inconsistency brings again the puzzle to our attention. As shown in Fig. 1b, there appears a strong energy-dependence in $(d\sigma/d\Omega)^{\text{elem}}$ due

to N^* resonances, e.g., $S_{11}(1680)$, $P_{11}(1730)$ and $P_{13}(1700)$ [5]. Such an energy-dependence is necessary to describe the spectrum in the wide ω energy-range including from Λ bound to QF regions, and would be one of key elements for solving the puzzle. Since widths of those resonances are comparable to the range of a Fermi-momentum $p_F \simeq 270$ MeV/c for a nucleon in a nucleus, the $\pi^+ + n \rightarrow K^+ + \Lambda$ t-matrix must be also Fermi-averaged in the nucleus [7, 8, 9].

In this work, we propose an optimal Fermi-averaging for an elementary $\pi^+ + n \rightarrow K^+ + \Lambda$ t-matrix in (π^+, K^+) reactions on a nuclear target. Applying it to a distorted-wave impulse approximation (DWIA), we calculate Λ -hypernuclear QF spectra from $^{12}\text{C}(\pi^+, K^+)$ reactions at $p_\pi = 1.20$ GeV/c and 1.05 GeV/c, and compare these spectra with the experimental data. We will show that the optimal Fermi-averaging t-matrix is essential to describe the ω energy-dependence of the Λ QF spectra by the (π^+, K^+) reactions.

— FIG. 2 —

Hypernuclear production cross sections have been usually analyzed with a DWIA [2, 3, 10, 11, 12, 13]. In Fig. 2 we illustrate the $\pi^+ + n \rightarrow K^+ + \Lambda$ process in a nucleus within an impulse approximation: After an incident π^+ with the momentum-energy (\mathbf{p}_π, E_π) interacts with a neutron which has a Fermi-motion with (\mathbf{p}_N, E_N) in the nucleus, an outgoing K^+ with (\mathbf{p}_K, E_K) and a Λ with $(\mathbf{p}_\Lambda, E_\Lambda)$ are produced. The total energy and the momentum-energy transfer are given as $E_2 = E_\pi + E_N$ and $(\mathbf{q}, \omega) = (\mathbf{p}_\pi - \mathbf{p}_K, E_\pi - E_K)$, respectively. In the impulse approximation, one usually needs an off-energy-shell t-matrix of the $\pi^+ + n \rightarrow K^+ + \Lambda$ reaction. If one inputs experimental data of the elementary process, one sometimes replaces it by an on-energy-shell t-matrix (on-energy-shell approximation). In this case, when one chooses (\mathbf{p}_π, E_π) for the incident π^+ beams as the on-energy-shell, the $\pi^+ + n \rightarrow K^+ + \Lambda$ t-matrix must become constant over (\mathbf{p}_K, E_K) which is determined by the $\pi^+ + {}^A_Z \rightarrow K^+ + {}^A_\Lambda Z^*$ kinematics not the $\pi^+ + n \rightarrow K^+ + \Lambda$ one.

In order to avoid such a procedure and to describe the energy-dependence of the (π^+, K^+) reaction appropriately, we propose an “optimal” t-matrix for the $\pi^+ + n \rightarrow K^+ + \Lambda$ reaction in the nucleus: We assume that the only process which satisfies the on-energy-shell condition in the nucleus, i.e., $E_2 = E_\pi + E_N = E_K + E_\Lambda$ and $\mathbf{p}_\pi + \mathbf{p}_N = \mathbf{p}_K + \mathbf{p}_\Lambda$, is allowed to contribute to the (π^+, K^+) reaction, and do averaging the elementary $\pi^+ + n \rightarrow K^+ + \Lambda$ t-matrix over the momentum distribution $\rho(p_N) \equiv |\Psi(p_N)|^2$. Once we take (\mathbf{q}, ω) which is chosen by \mathbf{p}_π and

\mathbf{p}_K on the nuclear target, this t-matrix can be calculated as

$$t^{\text{opt}}(\omega, \theta_K) = \frac{\int_0^\pi \sin \theta_N d\theta_N \int_0^\infty dp_N p_N^2 \rho(p_N) t(E_2; \mathbf{p}_\pi, \mathbf{p}_N)}{\int_0^\pi \sin \theta_N d\theta_N \int_0^\infty dp_N p_N^2 \rho(p_N)} \Big|_{\mathbf{p}_N = \mathbf{p}_N^*}, \quad (1)$$

where $\cos \theta_N = \hat{\mathbf{p}}_\pi \cdot \hat{\mathbf{p}}_N$. The momentum \mathbf{p}_N^* is a solution for the “on-energy-shell” equation

$$\omega = \sqrt{(\mathbf{p}_N^* + \mathbf{q})^2 + m_\Lambda^2} - \sqrt{\mathbf{p}_N^{*2} + m_N^2}, \quad (2)$$

which connects to the nuclear kinematics $\omega = E_f - E_i$, where E_f and E_i (m_Λ and m_N) are energies of a hypernuclear final state and a target-nuclear initial state (masses of a Λ and a neutron), respectively. We regard the r.h.s. in eq.(1) an “optimal Fermi-averaging” under the on-energy-shell condition. As a result, the optimal Fermi-averaging t-matrix $t^{\text{opt}}(\omega, \theta_K)$ acquires a dependence on ω .

The double-differential production cross section for the (π^+, K^+) reaction at a K^+ forward-direction angle θ_K in the lab frame is written as

$$\frac{d^2\sigma}{dE_K d\Omega_K} = \left(\frac{d\sigma}{d\Omega} \right)_{\omega, \theta_K}^{\text{opt}} S(\omega, \theta_K), \quad (3)$$

where $(d\sigma/d\Omega)^{\text{opt}}$ is an “optimal” $\pi^+ + n \rightarrow K^+ + \Lambda$ cross section which is defined by

$$\left(\frac{d\sigma}{d\Omega} \right)_{\omega, \theta_K}^{\text{opt}} \equiv \frac{E_K E_\pi}{(2\pi)^2} \frac{p_K}{p_\pi} |t^{\text{opt}}(\omega, \theta_K)|^2, \quad (4)$$

and $S(\omega, \theta_K)$ is a strength function for hypernuclear production. Here we assumed to hold a factorization in the production cross section which is a product of the $\pi^+ + n \rightarrow K^+ + \Lambda$ cross section, and of the strength function, because we wish to understand the structure of the QF spectrum separately and distinctively. In order to compare directly the inclusive K^+ spectrum calculated by eq.(3) with the (π^+, K^+) experimental data, we need to evaluate the strength function including Λ bound, resonance and continuum states. Then we use Green’s function method [13], which is one of the most powerful treatments for calculating the strength function. The Λ single-particle potential is well-known phenomenologically and empirically [14]. Assuming a Woods-Saxon form, the Λ -nucleus potential is written as $U_\Lambda(r) = V_\Lambda^0 [1 + \exp((r - R)/a)]^{-1}$, where $V_\Lambda^0 = -28.0$ MeV, $a = 0.60$ fm, $r_0 = 1.128 + 0.439A^{-2/3}$ fm and $R = r_0(A - 1)^{1/3}$ fm [14]. For $A=12$ we obtain the Λ -nucleus potential with $r_0 = 1.212$ fm and $R = 2.695$ fm. We calculate single-particle wave functions

for a neutron in the target nucleus, using a Woods-Saxon potential [15] and adjusting its strength of $V_N^0 = -64.8$ MeV to reproduce the data of the charge radius of 2.46 fm [16]. We input the single-particle energies and widths which are referred from $(e, e'p)$ reactions for light nuclei [17], because deep-hole states for a neutron play significant roles in contributing the Λ spectrum in the QF region [18].

The full distorted-waves of the π^+ -nucleus and K^+ -nucleus are important to reproduce the absolute value of the cross sections. Due to a large momentum transfer by the (π^+, K^+) reaction, we must calculate partial-waves for high angular-momentum states. Thus we simplify the computational procedure by using the eikonal approximation for distorted waves of meson-nucleus states [1, 3, 11]. We use a matter-density distribution fitting to the data for a charge-density distribution [16], and take higher- ℓ angular-momentum states for $\ell \leq 30$ sufficiently.

———— **FIG. 3** ————

Let us examine the hypernuclear production cross section for the (π^+, K^+) reaction on a ^{12}C target. In Fig. 3c, we show the optimal $\pi^+ + n \rightarrow K^+ + \Lambda$ cross sections $(d\sigma/d\Omega)^{\text{opt}}$ at $p_\pi = 1.20$ GeV/c ($\theta_K = 6^\circ$) and 1.05 GeV/c (6°), as a function of ω . Here we used the elementary $\pi^+ + n \rightarrow K^+ + \Lambda$ amplitude analyzed by Sotona and Žofka [5]. We find that the ω -dependence of $(d\sigma/d\Omega)^{\text{opt}}$ is characterized by the incident π^+ momentum; the peak which originates from N^* resonances is located at $\omega \simeq 280$ MeV for $p_\pi = 1.20$ GeV/c, and at $\omega \simeq 230$ MeV for $p_\pi = 1.05$ GeV/c. The peak position is shifted downward as p_π decreases. Note that the on-energy-shell process leads to an appearance of the energy-dependence of the $\pi^+ + n \rightarrow K^+ + \Lambda$ t-matrix in the nucleus [19, 20].

In Fig. 3a, we show the calculated inclusive K^+ spectrum for the $^{12}\text{C}(\pi^+, K^+)$ reaction at $p_\pi = 1.20$ GeV/c ($\theta_K = 6^\circ$), together with the data [4]. We find that the shape of the spectrum reproduces that of the data overall. The QF peak is located at $\omega \simeq 275$ MeV which corresponds to about 80 MeV above the $^{11}\text{C}_{\text{g.s.}} + \Lambda$ threshold, and its absolute value is compared with the data. This agreement comes directly from the ω -dependence of $(d\sigma/d\Omega)^{\text{opt}}$, as seen in Fig. 3c. We also confirm that the contribution of a neutron $(0s_{1/2})^{-1}$ state is important in the QF spectrum [18].

The more direct test of the validity of $t^{\text{opt}}(\omega, \theta_K)$ is to observe the spectrum under a different incident π^+ momentum [4]. As shown in Fig. 3b, the data of $p_\pi = 1.05$ GeV/c

has a peak arising at $\omega \simeq 240$ MeV, and its width of about 80 MeV which is extremely narrower than the data of $p_\pi = 1.20$ GeV/c. This sizeable change is finely overcome in our calculations; the resultant spectrum can reproduce fully the data including from Λ bound to QF regions. A peak position in the QF spectrum is also in excellent agreement with that of the data, and its absolute value is quite good. Due to a change to $p_\pi = 1.05$ MeV/c, the peak position of $(d\sigma/d\Omega)^{\text{opt}}$ is shifted downward by about 45 MeV, as shown in Fig. 3c. Then its behavior makes the width of the QF spectrum look narrow, as shown in Fig. 3b. Consequently, we show that the calculated spectra in eq.(3) can explain all the data in Λ bound and QF regions simultaneously, and clarify that $t^{\text{opt}}(\omega, \theta_K)$ enables us to describe the fine spectrum for the (π^+, K^+) reaction. The results suggest that if we evaluate the data of the QF spectra to understand properties of hyperon- or meson-nucleus interactions, we need careful consideration for the energy-dependence of the elementary cross section.

In a more quantitative comparison, productions for the Λ ground state agree with the data at 1.20 GeV/c and 1.05 GeV/c, whereas production for the QF spectrum at 1.20 GeV/c seems to be slightly smaller than the data by about 15%. This might suggest a possibility of Λ QF production via Σ components because a Σ channel is already opened at 1.20 GeV/c.

In conclusion, we have proposed the optimal Fermi-averaging for the elementary $\pi^+ + n \rightarrow K^+ + \Lambda$ t-matrix in the (π^+, K^+) reactions on the nuclear target. The resultant spectra for the $^{12}\text{C}(\pi^+, K^+)$ reactions can explain the experimental data very well, because the ω energy-dependence originates from the nature of the optimal Fermi-averaging t-matrix. The on-energy-shell $\pi^+ + n \rightarrow K^+ + \Lambda$ processes in the nucleus lead to a success in describing the (π^+, K^+) spectrum. Our treatment would give us a powerful way to calculate a spectrum beyond the ordinary DWIA [21].

The authors are obliged to Professor H. Noumi, Dr. P.K. Saha and Professor M. Kawai for variable discussion. One of the authors (T.H) thanks to Professor Y. Akaishi, Professor A. Gal and Professor H. Tanaka for useful comments. This work was supported by JSPS, the Grant-in-Aid for Scientific Research (C), No. 13640302.

-
- [1] C.B. Dover, L. Ludeking and G.E. Walker, Phys. Rev. **C22**, 2073 (1980).
 - [2] T. Motoba, H. Bandō, R. Wünsch and J. Žofka, Phys. Rev. **C38**, 1322 (1988).

- [3] R. Hausmann and W. Weise, Nucl. Phys. **A491**, 598 (1989).
- [4] P. K. Saha, Proceedings of the Workshop on Prospect of Strangeness Nuclear Physics at J-PARC, Tukuba, July, 2003, edited by H. Ota, T. Nagae and E. Hiyama, p. 33.
- [5] M. Sotona and J. Žofka, Prog. Theor. Phys. **81**, 160 (1989).
- [6] R.H. Dalitz and A. Gal, Phys. Lett. **B64**, 154 (1976).
- [7] B.W. Allardyce *et al.*, Nucl. Phys. **A209**, 1 (1973).
- [8] A.S. Rosenthal and F. Tabakin, Phys. Rev. **C22**, 711 (1980).
- [9] C.B. Dover and G.E. Walker, Phys. Rep. **89**, 1 (1982).
- [10] J. Hüfner, S.Y. Lee and H.A. Weidenmüller, Nucl. Phys. **A234**, 429 (1974).
- [11] A. Bouyssy, Nucl. Phys. **A290**, 324 (1977).
- [12] E.H. Auerbach *et al.*, Ann. Phys. (N.Y.) **148**, 381 (1983).
- [13] O. Morimatsu and K. Yazaki, Prog. Part. Nucl. Phys. **33**, 679 (1994).
- [14] D.J. Millener, C.B. Dover and A. Gal, Phys. Rev. **C38** 2700, (1988).
- [15] A. Bohr and M. Mottelson, *Nuclear structure*, Vol. 1 (Benjamin, New York, 1969) p.238.
- [16] H. de Vries, C. W. de Jager and C. de Vries, At. Data Nucl. Tables **36**, 459 (1987).
- [17] G. Jacob and T.A.J. Maris, Rev. Mod. Phys. **38**, 121 (1966).
- [18] S. Tadokoro, H. Kobayashi and Y. Akaishi, Phys. Rev. **C51**, 2656 (1995).
- [19] S.A. Gurvitz, Phys. Rev. **C33**, (1986) 422.
- [20] H. Noumi, talk at the 16th International Conference on Particles and Nuclei (PANIC 02), Osaka, Japan, 2002 [Nucl. Phys. **A721**, 995 (2003)]; P. K. Saha et al., to be submitted.
- [21] T. Harada and Y. Hirabayashi, in preparation.

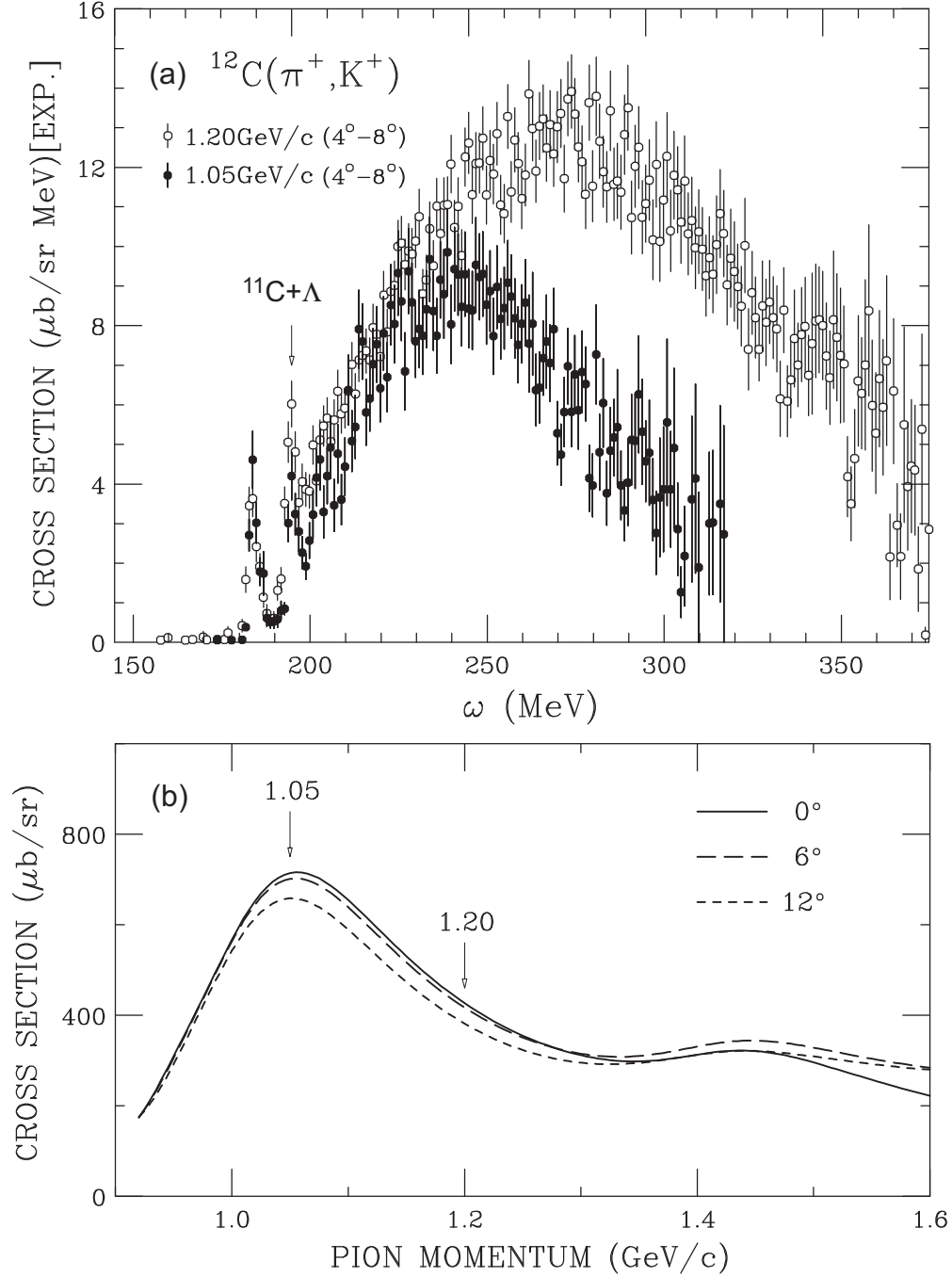


FIG. 1: (a) The (π^+, K^+) data on the ^{12}C target plot from E438 and E521 experiments at KEK [4], as a function of the energy transfer ω . The open and filled circles denote the cross sections $\sigma_{4^\circ-8^\circ}^{\text{exp}}$ at $p_\pi = 1.20 \text{ GeV}/c$ and $1.05 \text{ GeV}/c$, respectively. The energy for the Λ emitted threshold of $^{11}\text{C}_{\text{g.s.}} + \Lambda$ is 194.8 MeV . (b) The lab differential cross sections for an elementary $\pi^+ + n \rightarrow K^+ + \Lambda$ reaction at K^+ forward-direction angles $\theta_K = 0^\circ, 6^\circ$ and 12° [5], as a function of the incident π^+ momentum.

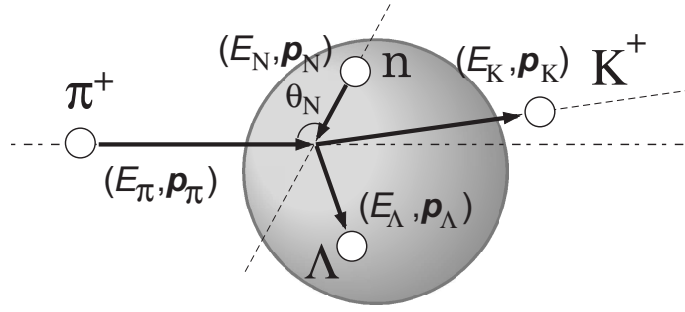


FIG. 2: Impulse approximation for the $\pi^+ + n \rightarrow K^+ + \Lambda$ reaction in a nucleus.

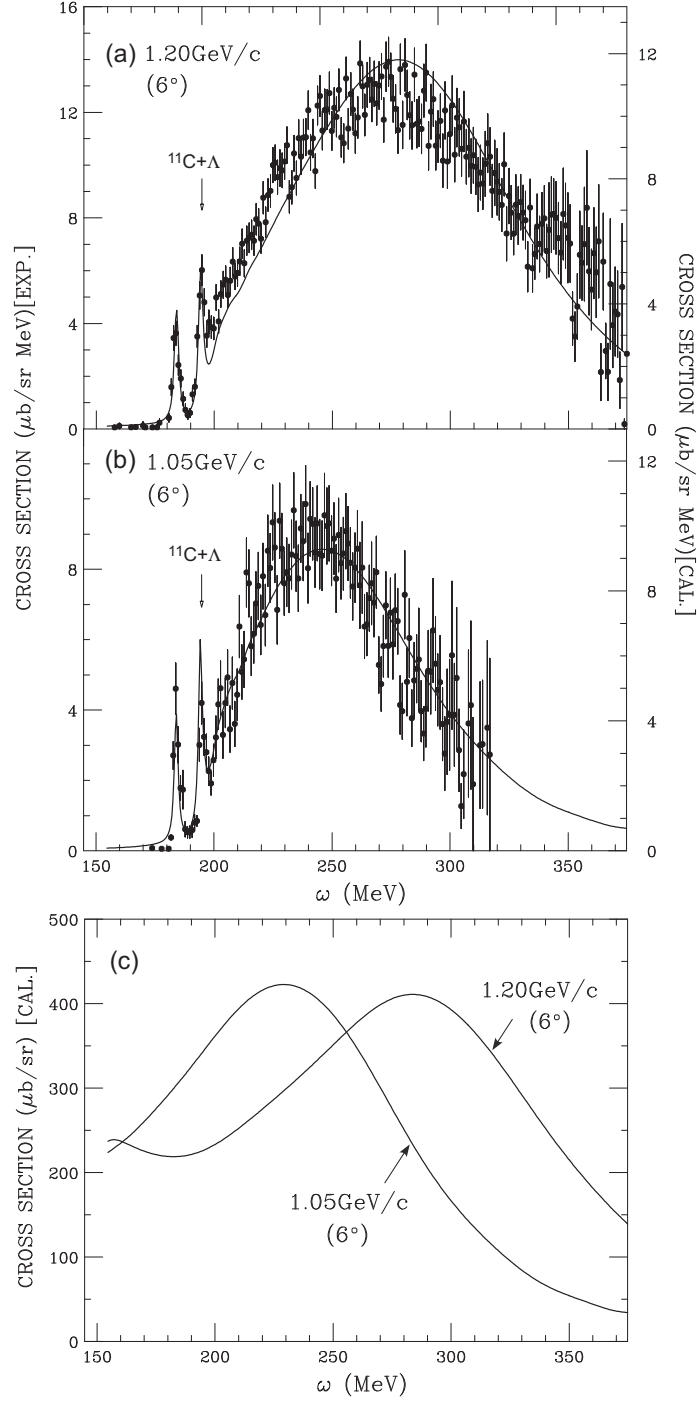


FIG. 3: Numerical results for $^{12}\text{C}(\pi^+, K^+)$ reactions, as a function of the energy transfer ω . Calculated inclusive K^+ spectra are shown at (a) $p_\pi = 1.20 \text{ GeV}/c$ ($\theta_K = 6^\circ$) and (b) $1.05 \text{ GeV}/c$ (6°), together with the data [4]. The spectra are folded with a detector resolution of 2 MeV FWHM. (c) The “optimal” cross sections $(d\sigma/d\Omega)^{\text{opt}}$ for the $\pi^+ + n \rightarrow K^+ + \Lambda$ reaction on the ^{12}C target are drawn at $1.20 \text{ GeV}/c$ (6°) and $1.05 \text{ GeV}/c$ (6°).