

## Ground State Correlations and the Multiconfiguration Mixing Method

N. Pillet<sup>(a)</sup>, N. Sandulescu<sup>(b,c)</sup>, Nguyen Van Giai<sup>(c)</sup> and J.-F. Berger<sup>(a)</sup><sup>(a)</sup> Commissariat à l'Energie Atomique, BP 12, F-91680 Bruyères-le-Châtel, France<sup>(b)</sup> Institute of Physics and Nuclear Engineering, 76900 Bucharest, Romania<sup>(c)</sup> Institut de Physique Nucleaire, Université Paris-Sud, F-91406 Orsay Cedex, France

(Dated: May 23, 2019)

We study the convergence properties of a truncation scheme in describing the ground state properties of a many-particle system of fermions. The model wave function is built within a multiconfiguration mixing approach where the many-body wave function is described as a superposition of multiparticle-multi-hole configurations constructed upon a Slater determinant. The convergence properties of physical quantities such as correlation energies and single-particle occupation probabilities in terms of the increasing number of particle-hole configurations are investigated for the case of an exactly solvable pairing hamiltonian.

## I. INTRODUCTION

Strongly interacting multi-fermionic systems are commonly described in the framework of mean field or shell model approaches. At halfway between mean field and shell model calculations is the multiconfiguration Hartree-Fock (HF) method, initially used in atomic physics [1] and applied afterwards in nuclear structure calculations as well [2]. In this method the wave function of the system is constructed by acting with multiparticle-multi-hole (mp-mh) operators upon the HF state. The mp-mh expansion is truncated at a given order and the mixing coefficients of the mp-mh operators are determined by minimizing the total energy of the system. In the lowest order, in which only 1p-1h configurations are considered, this is known as the Tammany-Danco approximation (TDA) [3]. For an arbitrary higher order the method is sometimes called higher-TDA [2] and it is well suited to the description of correlation energies in the ground state and excited states of nuclear systems.

The advantage of an mp-mh expansion built on a HF state lies in the fact that an important part of the two-body correlations of the multiparticle system can be already included in the HF mean field and in the associated single-particle wave functions. This is the case for example if the HF mean field is generated by an effective interaction of the Brueckner-G matrix type which accounts for short range correlations. In order to minimize the effects induced by the residual interaction upon the configuration mixing, the mean field and the single-particle wave functions can be eventually calculated self-consistently at each order of the mp-mh expansion. In this calculation scheme based on an optimally chosen HF state, one expects a fast convergence of the mp-mh expansion towards the exact solution of the system. This expectation is tested here for the case of a pairing hamiltonian with a pairing force of constant strength. The exact solution of this hamiltonian was given by Richardson long time ago [4]. The test is done for a picket-fence model consisting of a system of  $2N$  identical fermions distributed over a set of  $2N$  equally spaced, twofold degenerate levels [5]. The particle numbers and pairing strengths are chosen in a range of values which are typically employed

in pairing calculations of heavy and deformed nuclei. We show that the truncation scheme based on the mp-mh expansion is converging rather quickly to the exact results for the ground state correlation energies and occupation probabilities of single-particle states.

The paper is organized as follows. In Section II we present briefly the mp-mh configuration mixing method and the exact solution of the pairing hamiltonian. The results are discussed in Section III and the summary is given in Section IV.

## II. THE FORMALISM

In the mp-mh configuration mixing method the wave function of the system is written formally as a superposition of different configurations ,

$$|j\rangle = \sum A_j |j\rangle; \quad (1)$$

where  $A_j$  are the configuration mixing coefficients. In a hierarchy based on a mean field approach one starts with the Slater determinant  $|j_0\rangle$  constructed by filling the lowest single-particle states of the mean field hamiltonian. The residual interaction between the fermions induces ground state correlations which can be described as mp-mh configurations relative to the HF state  $|j_0\rangle$ :

$$|j\rangle = (A_{X^{0p0h}} + \sum_i^P A_{1p1h}^i a_{p_i}^+ a_{h_i} + \sum_{ij}^{ij} A_{2p2h}^{ij} a_{p_i}^+ a_{p_j}^+ a_{h_i} a_{h_j} + \dots) |j_0\rangle; \quad (2)$$

Thus, Eq.(1) can be written as:

$$|j\rangle = \sum_{i=0}^M \sum_{h_i}^X A_{p_i h_i}^i |j_{p_i h_i}\rangle; \quad (3)$$

where  $i$  denotes a set of indices specifying a given p-h configuration,  $|j_{p_i h_i}\rangle$  is the wave function obtained by acting with the corresponding p-h operator on  $|j_0\rangle = |X^{0p0h}\rangle$ ,  $M$  is the number of configurations

of p-h type ( $m_0 = 1$ ) and  $M$  is the total number of particles. The configuration mixing coefficients  $A_{p-h}^i$  are obtained by minimizing the total energy of the system :

$$\frac{\partial \langle j | \hat{H} | j \rangle}{\partial A_{p-h}^i} = \frac{\partial \langle j | \hat{H} | j \rangle}{\partial A_{p-h}^i} = 0; \quad (4)$$

where  $\lambda$  is the Lagrange parameter related to the normalization of the wave function.

If  $\hat{H}$  is independent of the density, the variational equations written above are equivalent to the diagonalization of  $\hat{H}$  in the m-p-m-h configuration space :

$$\sum_{i^0} \sum_{j^0} A_{p-h}^{i^0} \langle j^0 | \hat{H} | j^0 \rangle = A_{p-h}^i; \quad (5)$$

In this work we choose for  $\hat{H}$  the pairing hamiltonian:

$$\hat{H} = \sum_f (a_f^\dagger a_f + a_f^\dagger a_{f^0}) + \sum_{f, f^0} a_f^\dagger a_{f^0}^\dagger a_{f^0} a_f; \quad (6)$$

where  $f$  denotes the time-reversed state of  $f$ .

The exact ground state of this hamiltonian for the case of a system of  $2N$  fermions can be written as [5]:

$$|j^{\text{exact}}\rangle = \sum_{i=1}^N B_i^\dagger |j\rangle; \quad (7)$$

where the operator  $B_i^\dagger$  creates a collective pair :

$$B_i^\dagger = \sum_{j=1}^N \frac{1}{2 E_i} a_j^\dagger a_j^\dagger; \quad (8)$$

and  $|j\rangle$  is the vacuum for the operators  $B_i$ . The quantities  $E_i$  are the solutions of a set of  $N$  nonlinear equations [5] :

$$1 - 2g \sum_{j(6i)=1}^N \frac{1}{E_j - E_i} + g \sum_{j=1}^N \frac{1}{2 E_j - E_i} = 0; \quad (9)$$

The total energy of the system is given by :

$$E = \sum_{i=1}^N E_i; \quad (10)$$

The solutions of the pairing hamiltonian are classified by the eigenvalues of the seniority operator:

$$\hat{\nu} = \sum_f (a_f^\dagger a_f + a_{f^0}^\dagger a_{f^0})^2; \quad (11)$$

which counts the number of unpaired particles present in the system. In the m-p-m-h scheme the ground state of the pairing hamiltonian, which corresponds to seniority zero,

can be generated by considering in (3) only configurations with even values of  $\nu$ . If one includes in the expansion (3) all the m-p-m-h configurations up to  $\nu = 2N$ , the wave function  $|j\rangle$  becomes equal to the exact wave function  $|j^{\text{exact}}\rangle$ .

Finally, we discuss the relation between the m-p-m-h configuration mixing method presented above and the projected-BCS (PBCS) approach [6], commonly employed for calculating pairing correlations in finite Fermi systems. In the PBCS approach the ground state has a pair condensate structure obtained by replacing in Eq.(7) the  $N$  pair operators  $B_i^\dagger$  by a unique collective pair :

$$|j^{\text{PBCS}}\rangle = \sum_{j=1}^N x_j a_j^\dagger a_j^\dagger; \quad (12)$$

where the amplitudes  $x_j$  are determined variationally, and the vacuum state  $|j\rangle$  is replaced by a HF state  $|j^{\text{HF}}\rangle$ . The PBCS wave function can be written also in terms of particle-hole operators acting on a HF state [7]:

$$|j^{\text{PBCS}}\rangle = \text{const} \sum_n \frac{(\sum_{p,h} c_{ph})^n}{(n!)^2} |j^{\text{HF}}\rangle; \quad (13)$$

where the pair operators  $c_{ph} (c_p)$  are formed by restricting the summation in (12) to hole (particle) states. From (13) it can be seen that the PBCS wave function belongs to a particular subset of the m-p-m-h wave functions in which the mixing coefficients have a separable form in the indices associated to the particle-hole configurations. The special particle-hole structure of the PBCS wave function is suited only for the strong coupling regimes, where the superfluid phase is well-established. The advantage of a more general wave function constructed on a m-p-m-h scheme is that, it can give a more accurate description of pairing correlations, especially for the crossover regime from the normal to the superfluid phase.

### III. NUMERICAL RESULTS

The m-p-m-h configuration mixing approach described in the previous section is illustrated here for two systems, one with  $2N = 8$  particles distributed among 8 equidistant levels, and the other with  $2N = 16$  particles distributed among 16 equidistant levels. The single-particle states are twofold degenerate. In this model space the number of seniority-zero states of the  $2N$  particle system is equal to the binomial coefficient  $C_{2N}^N$ . Thus, for the systems with  $2N = 8$  and  $2N = 16$  particles the total number of seniority-zero states which should be eventually used for calculating exactly the ground states of the systems is equal to 70 and 12870, respectively. We study here the convergence properties of the m-p-m-h expansion as a function of particle-hole order  $m$  and of energy cut-off in the energy of the m-p-m-h configurations measured relative to the HF energy. The total numbers of m-p-m-h configurations ( $m = 2, 4, 6, 8$ ) for the two systems mentioned

2N	2p2h	4p4h	6p6h	8p8h
8	16	36	16	1
16	64	784	3136	4900

TABLE I: Number of m p-m h configurations (up to  $m = 8$ ) for the two systems with  $2N = 8$  and  $2N = 16$  particles.

$E_{\text{cut}}$	2p2h	4p4h	6p6h	8p8h	$E_{\text{cut}}$	2p2h	4p4h	6p6h	8p8h
2	1	0	0	0	2	1	0	0	0
8	10	1	0	0	8	10	1	0	0
18	16	28	1	0	18	43	50	1	0
32	16	36	16	1	32	64	428	181	1
					50	64	776	1946	464
					70	64	784	3118	3710
					128	64	784	3136	4862

TABLE II: Number of configurations corresponding to various cut-off energies  $E_{\text{cut}}$  for a system of  $2N$  particles. Left:  $2N = 8$ . Right:  $2N = 16$ .

above are shown in Table I. The highest number of m p-m h configurations is reached when  $m$  is equal to half the number of particles. The numbers of configurations for various cut-off energies  $E_{\text{cut}}$  are given in Table II. Here and in the following, energies are in units of the equidistant level spacing  $d$ .

The convergence of the m p-m h expansion towards the exact solution is studied below for several values of the interaction strength, which cover both the weak and the strong pairing regimes. These regimes are characterized by the ratio  $\Delta = \Delta/d$ , where  $\Delta$  is the pairing gap commonly associated to the odd-even mass difference and calculated in the BCS approach. The weak (strong) pairing regime corresponds to  $\Delta \ll 1$  ( $\Delta \gg 1$ ). For deformed nuclei in the rare earth region  $\Delta$  is about 1 MeV while  $d$  is of the order of 100-200 keV. Thus, for these nuclei  $\Delta$  is of the order of 5-10. As we shall see below, for values of

in this range the correlation energies evaluated in the BCS approximation are largely underestimated while the m p-m h expansion converges quickly to the exact results. In the following, all the BCS results correspond to the plain BCS (unprojected) approach.

#### A. Ground state correlation energy

The correlation energy  $E_{\text{corr}}$  in the ground state of the system is given by:

$$E_{\text{corr}} = E(g \neq 0) - E(g = 0); \quad (14)$$

where  $E(g \neq 0)$  ( $E(g = 0)$ ) is the total energy of the interacting system (independent particle system). The amount of pairing correlations of a system of  $2N$  particles

is usually related to the odd-even mass difference defined by [3]:

$$P(2N) = 2E(2N-1) - E(2N) - E(2N-2); \quad (15)$$

where  $E(M)$  is the total energy associated with a system of  $M$  fermions. In the calculations we adopted the convention of Ref.[5], i.e., for a system of  $M$  particles ( $M$  odd or even), the pairing force is effective among  $M$  doubly-degenerated levels. In the BCS approximation the odd-even mass difference is associated to the pairing energy gap and it is commonly used to set the strength of the pairing force.

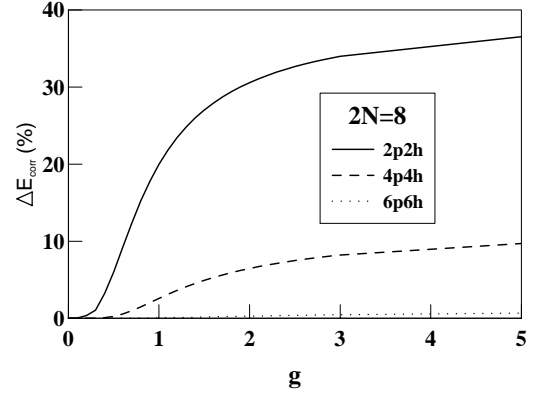


FIG. 1: Percentage error on correlation energies as a function of pairing strength  $g$  for the  $2N=8$  case. The curves correspond to the results obtained by cutting the m p-m h expansion at various orders, i.e., 2p2h, 4p4h and 6p6h.

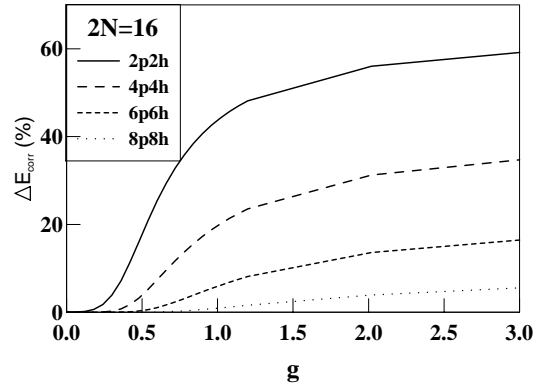


FIG. 2: Same as Fig.1, for the  $2N=16$  case.

First, we analyse the convergence of the m p-m h expansion for  $E_{\text{corr}}$  and  $P(2N)$  as a function of  $m$ , i.e., including successively all 2p2h, 4p4h, ..., m p-m h configurations in the ground state wave function (2). The results of the calculations for the systems with 8 and 16 particles are shown in Tables III-IV and in Figs. (1,2). The errors for correlation energies,  $E_{\text{corr}}$ , and for the odd-even mass differences,  $P$ , are calculated relative to the

g	n <sub>pnh</sub>	E <sub>corr</sub>	E <sub>corr</sub> (%)	P (2N )	P (2N ) (%)
0.2	2	-0.924	0.36	0.299	1.65
	4	-0.927	0.00	0.303	0.33
	6	-0.927	0.00	0.304	0.00
	8	-0.927	0.00	0.304	0.00
	BCS				
	Exact	-0.927		0.304	
0.4	2	-2.169	3.25	0.749	8.99
	4	-2.240	0.09	0.822	0.12
	6	-2.242	0.00	0.823	0.00
	8	-2.272	0.00	0.823	0.00
	BCS	-1.563	30.41	0.649	
	Exact	-2.242		0.823	
0.6	2	-3.757	9.18	1.381	20.59
	4	-4.114	0.55	1.718	1.27
	6	-4.136	0.01	1.739	0.00
	8	-4.136	0.00	1.739	0.00
	BCS	-2.942	28.92	1.570	
	Exact	-4.136		1.739	
0.8	2	-5.602	15.25	2.618	29.21
	4	-6.511	1.49	3.594	2.81
	6	-6.608	0.02	3.696	0.05
	8	-6.610	0.00	3.701	0.00
	BCS	-5.028	23.93	2.502	
	Exact	-6.610		3.701	
1.0	2	-7.612	19.98	3.544	37.18
	4	-9.267	2.59	5.203	5.63
	6	-9.509	0.05	5.454	0.13
	8	-9.513	0.00	5.458	0.00
	BCS	-7.520	20.95	3.409	
	Exact	-9.513		5.458	

TABLE III: Correlation energies  $E_{\text{corr}}$  and odd-even mass differences  $P(2N)$  for a system with  $2N=8$  particles. The results are shown for several values of pairing strength  $g$  and for the m-p-m-h expansion cut at various orders. In the table are also shown the BCS approximation and exact results. In the former case instead of  $P(2N)$  are given the values of the pairing gaps.

exact values. As mentioned above, for the system with  $2N=8$  particles an expansion up to  $8p-8h$  corresponds to the exact solution.

In Tables III-IV the results are shown for several values of the pairing strength  $g$ . In the BCS approximation there is a sharp transition between the normal and the superfluid phase which appears at  $g_c = 0.31$  for  $2N=8$  and  $g_c = 0.24$  for  $2N=16$ . Below these critical values of the pairing strength the correlation energies are zero in the BCS approximation. This is not the case for the exact solution, which shows a rather smooth increase of the correlation energy with the pairing strength.

From Tables III-IV we also notice that, in the BCS ap-

g	n <sub>pnh</sub>	E <sub>corr</sub>	E <sub>corr</sub> (%)	P (2N )	P (2N ) (%)
0.18	2	-1.659	0.64	0.305	4.09
	4	-1.669	0.01	0.317	0.31
	6	-1.669	0.00	0.318	0.00
	8	-1.669	0.00	0.318	0.00
	BCS				
	Exact	-1.669		0.318	
0.30	2	-3.093	3.88	0.712	17.40
	4	-3.210	0.26	0.852	1.16
	6	-3.218	0.01	0.862	0.00
	8	-3.218	0.00	0.862	0.00
	BCS	-2.372	26.36	0.550	
	Exact	-3.218		0.862	
0.42	2	-4.845	11.38	1.286	35.80
	4	-5.371	1.75	1.880	6.14
	6	-5.461	0.11	1.995	0.40
	8	-5.467	0.00	2.003	0.00
	BCS	-3.978	27.23	1.492	
	Exact	-5.467		2.003	
0.54	2	-6.883	20.92	1.941	49.51
	4	-8.250	5.22	3.301	14.13
	6	-8.652	0.60	3.781	1.64
	8	-8.702	0.03	3.842	0.05
	BCS	-6.636	23.76	2.580	
	Exact	-8.704		3.844	
0.66	2	-9.149	29.37	2.598	57.16
	4	-11.711	9.59	4.746	21.74
	6	-12.738	1.66	5.819	4.04
	8	-12.938	0.12	6.047	0.28
	BCS	-10.357	20.05	3.701	
	Exact	-12.954		6.064	

TABLE IV : Same as Table III, for  $2N=16$  particles.

proximation the correlation energies are strongly underestimated. The error made is about 20% for all the values of the pairing strength listed in Tables III-IV. The same large differences we observe between the pairing gaps, associated in BCS to the odd-even mass differences, and the exact values of  $P(2N)$ . It is worth stressing that the errors in the BCS correlation energies remain rather large, around 10%, even for much larger values of the pairing strength for which the ratio between the BCS pairing gap and the level spacing (which in our case has unit energy) is of the order of 20. Thus, the BCS approximation should be applied with caution for the calculation of ground state correlation energies in heavy and deformed nuclei where, as discussed above, the ratio is of the order of 5-10. From Tables III-IV we also notice that, in the BCS approximation the correlation energies and the odd-even mass differences are strongly underestimated.

On the other hand, from Tables III-IV one can see that the m-p-m-h expansion is converging rapidly to the

exact results. Thus, for the system with 16 particles a truncation to 6p-6h provides rather accurate values for the correlation energies ( $E_{\text{corr}} \approx 1\%$ ). This truncation order should be compared to the maximum possible order of the m-p-h expansion, which is in this case 16p-16h. As seen in Table I, for a truncation at 6p-6h the number of configurations is equal to 3136, while the total number of seniority-zero configurations is 12870.

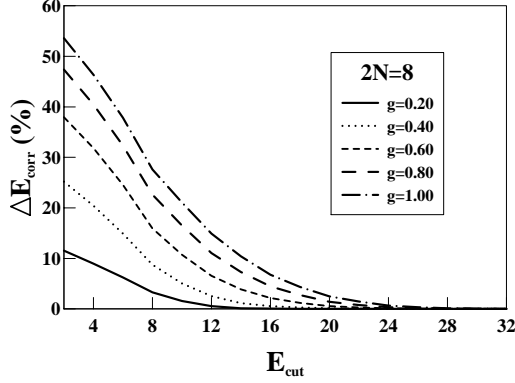


FIG. 3: Percentage errors on correlation energies as a function of cut-off energy  $E_{\text{cut}}$ . The curves correspond to various pairing strength values listed in the inset. The results are for the system with  $2N = 8$  particles.

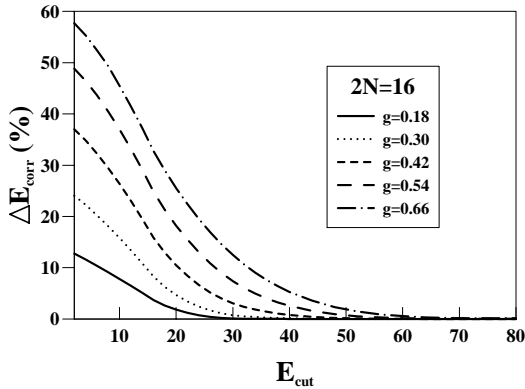


FIG. 4: Same as Fig. 3, for a system with  $2N = 16$  particles

Next, we examine the convergence of the results as a function of the energy cut-off  $E_{\text{cut}}$ . In this truncation scheme we consider those m-p-h configurations with energies (measured relative to the HF state) smaller than  $E_{\text{cut}}$ . The number of configurations for various  $E_{\text{cut}}$  values are shown in Table II. In Figs. 3-4 the evolution of  $E_{\text{corr}}$  with  $E_{\text{cut}}$  is shown for three values of the pairing strength  $g$ .

From these figures and from Table II one can see that, for the values of  $g$  of physical interest the number of configurations needed to achieve the same accuracy as

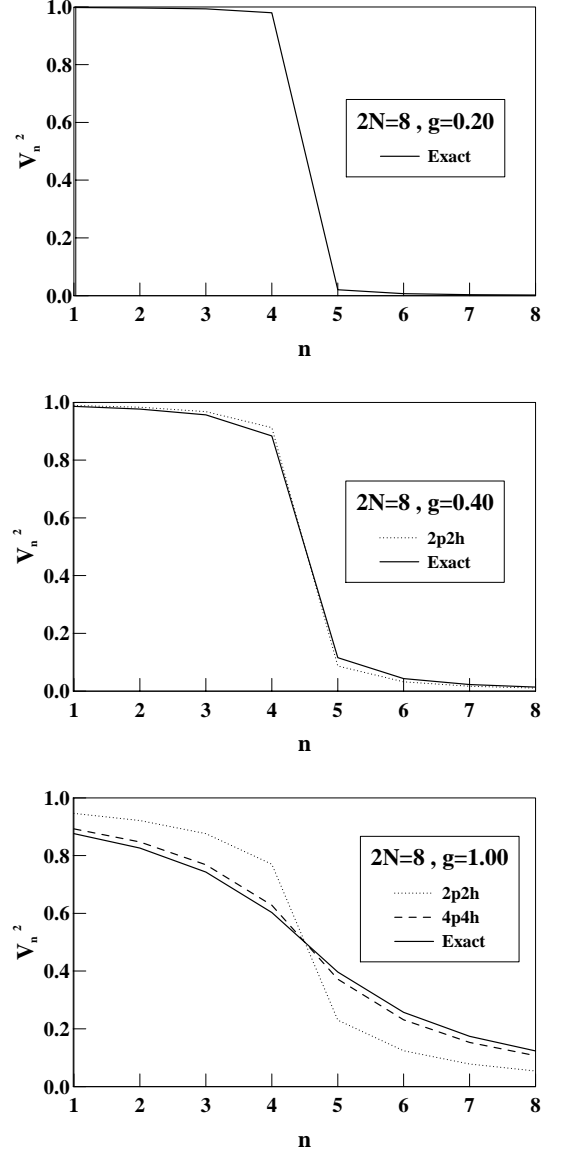


FIG. 5: Occupation probabilities  $v_n^2$  for the single-particle levels  $n$ . The calculated points are joined by straight lines. The curves correspond to different truncation orders specified in the insets, the full line showing the exact values. The results are for the system with  $2N = 8$  particles.

in the previous truncation scheme are smaller. Thus, in the case of the system with 16 particles and for  $g = 0.54$  one needs a cut-off energy  $E_{\text{cut}} = 50$  in order to get an accuracy of  $E_{\text{corr}} \approx 0.5\%$ . As seen in Table II, for this cut-off energy one selects 3250 configurations. On the other hand, in the first truncation scheme based on the order of the particle-hole expansion, to achieve the same accuracy one needs to consider all configurations up to 6p-6h. This implies 3984 configurations, i.e., about 20% more than in the truncation based on cut-off energy.

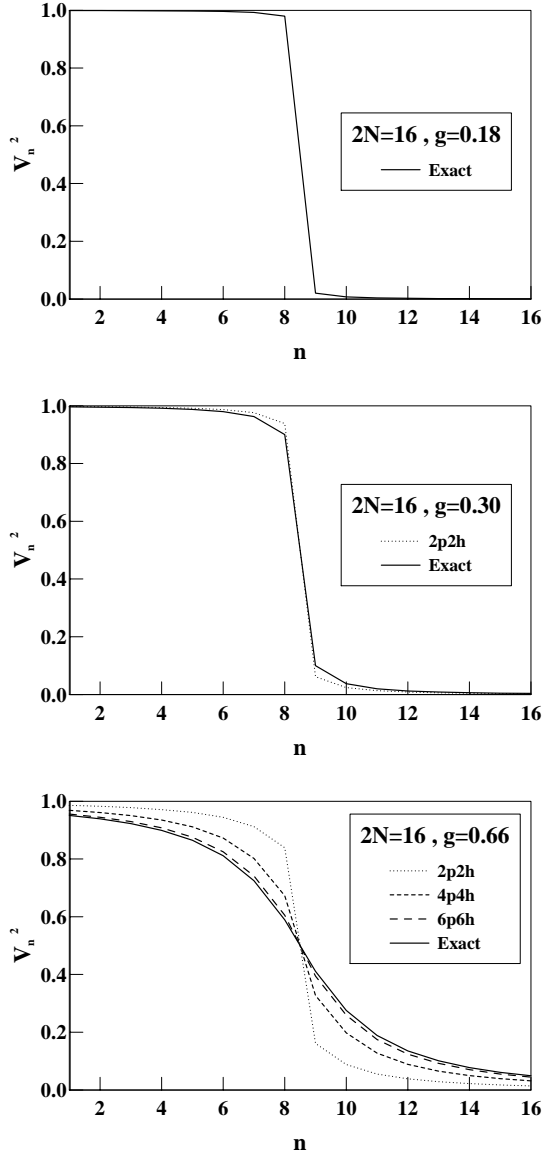


FIG. 6: Same as Fig. 5 for  $2N=16$  particles.

#### B. Occupation probabilities

The occupation probability  $v_n^2$  of the single-particle levels  $n$  is given by :

$$v_n^2 = \frac{1}{2} \langle \hat{a}_n^\dagger \hat{a}_n + \hat{a}_n^\dagger \hat{a}_n \rangle : \quad (16)$$

The occupation probabilities of all single-particle levels located above and below the chemical potential are plotted in Figs. 5-6 for three values of the pairing strength  $g$ . It can be seen that for small values of  $g$  the exact values of occupation probabilities are rather well reproduced by a truncation to 2p2h configurations.

However, for the highest values of  $g$  listed in Tables III-IV, i.e.,  $g=1.0$  for  $2N=8$  and  $g=0.66$  for  $2N=16$ , one needs to introduce up to 6p-6h configurations in order to get an accurate description of the occupation probabilities. This truncation order is consistent with the behaviour of correlation energies discussed in the previous subsection.

#### IV. SUMMARY

In this paper we have analysed the convergence properties of the multiparticle-multipole (m-p-m-h) configuration mixing approach. The study was done for a pairing hamiltonian with a constant pairing force, which can be solved exactly. For the single-particle model we have chosen a sequence of doubly-degenerate and equidistant levels, half-filled with one kind of fermions. The parameters of the model and the number of particles were chosen so as to simulate the physical situation met in heavy and deformed nuclei. We have shown that a truncation based on the m-p-m-h expansion is converging rather rapidly to the exact results for the ground state correlation energies and occupation probabilities of single-particle levels. For instance, for a system of 16 particles one can get an accuracy of about 1% for the correlation energy if one considers configurations up to 6p-6h. The number of these configurations is about four times smaller than the total number of possible m-p-m-h configurations with seniority zero that the system can form.

The results shown here refer to a limited range of values of the pairing strength  $g$ . Outside this range the pairing strength values do not correspond to typical conditions prevailing in atomic nuclei, but we have nevertheless explored the rates of convergence well above  $g=5$ . We end, as expected, that the convergence of the expansion is slower when  $g$  becomes larger.

Acknowledgments: We thank J. Dukelsky for providing us his code for solving the Richardson equations.

[1] C. Froese-Fischer, *Comp Phys Comm.* **1**, 151 (1969); J.C. Morrison and C. Froese-Fischer, *Phys. Rev. A* **35**, 2429 (1987).  
 [2] N. Piliot, P. Quentin and J. Libert, *Nucl Phys. A* **697**, 141 (2002).  
 [3] P. Ring and P. Schuck, *The Nuclear Many Body Problem* (Springer-Verlag, Berlin, 1980)

[4] R.W. Richardson and N. Sherman, *Nucl Phys. A* **52**, 221 (1964); *Nucl Phys. A* **52**, 253 (1964).  
 [5] R.W. Richardson, *Phys. Rev.* **141**, 949 (1966).  
 [6] K. Dietrich, H. J. Mang, and J. H. P. Radal, *Phys. Rev.* **135** B22 (1964)  
 [7] J. Dukelsky and G. Sierra, *Phys Rev Lett.* **83**, 172 (1999)