

# On Test of T Invariance in the Interaction of Slow Neutrons with Aligned Nuclei

A. L. Barabanov <sup>1</sup>, A. G. Beda <sup>2</sup>

<sup>1</sup> *Kurchatov Institute, Moscow 123182, Russia*

<sup>2</sup> *Institute for Theoretical and Experimental Physics, Moscow 117259, Russia*

## Abstract

Study of five-fold (P even, T odd) correlation in the interaction of slow polarized neutrons with aligned nuclei is a perspective way to test time reversal invariance due to possible enhancement of T violating effects in compound resonances. Possible nuclear targets are discussed which can be aligned both dynamically as well as by "brute force" at low temperature. Statistical estimation is performed of five-fold correlation for low lying p wave compound resonances of the <sup>121</sup>Sb, <sup>123</sup>Sb and <sup>127</sup>I nuclei. Significant improvement can be achieved for bounds on intensity of fundamental parity conserving time violating (PCTV) interaction at new high intensity spallation neutron sources – SNS (USA) and JSS (Japan).

## 1 Introduction

An existence of T violating (TV) fundamental interactions beyond Standard Model remains one of the most intriguing questions of modern physics. This is a reason to look for T odd angular correlations in nuclear reactions caused by possible TV interactions. Among different reactions an interaction of slow neutrons with medium and heavy nuclei has an advantage. Indeed, capture of neutron by nucleus results in formation of narrow compound resonances. As it was first noted in [1, 2], long life time of the resonances should lead to an enhancement of T odd effects by the same way as it occurs for P odd ones. Studies of the enhanced P violating (PV) effects in neutron-nuclei interaction are described, e.g., in review paper [3].

So far evidence for violations of CP and T invariances (related by CPT symmetry) was found only in K<sup>0</sup> decay. A lack of the facts does not allow to establish the origin of the interaction responsible for these violations. In particular, there is no consensus on whether or not TV interaction conserves P invariance. Then one differs hypothetical PVTV (P Violating, T Violating) and PCTV (P Conserving, T Violating) interactions.

Starting from 1960s, a lot of attempts were performed to found T violation in systems differing from K<sup>0</sup> mesons, specifically, in nuclear reactions and decays. Only upper bounds were set on the strength of both PCTV as well as PVTV interactions in the corresponding experiments. It is generally agreed (and there is a reason for it) that data on electric dipole moments (EDM) of neutron and atoms put the best bounds. Recall that EDM of elementary particle could arise only at simultaneous violation of P and T invariances.

Let

$$\lambda_{PT} = \frac{\langle V_{PVT} \rangle_{s.p.}}{\langle V_{PV} \rangle_{s.p.}}, \quad \lambda_T = \frac{\langle V_{PCT} \rangle_{s.p.}}{\langle V \rangle_{s.p.}}, \quad (1)$$

are the ratios of typical single particle matrix elements of PVT and PV interactions, as well as the ones of PCT and strong interactions. Note that it is the practice to compare PCT interactions just with strong interaction  $V$  because both are P even.

Current EDM data give the bound  $\lambda_{PT} < 10^{-4}$  (see Refs. in [4]). Situation with bound on PCT interactions is more intricate. The PCT forces alone cannot induce EDM because they are P even. However, PCT forces together with weak PV interactions may involve EDM. Therefore, bound on PCT forces may be obtained from the EDM data but only in the framework of some model assumptions about PV interactions at small distances. In 1990s there was a confidence that the data on EDM of neutron and atoms put more strict bounds for PCT interactions than direct searches for T odd, P even effects (e.g., in nuclear reactions). Summing the results of theoretical works devoted to relations between PCT forces and EDM, a rather strict bound  $\lambda_T < 10^{-8}$  was obtained in [5].

Recently this bound was reconsidered in [4]. More exactly, it was pointed out that the strict limitation on  $\lambda_T$  from EDM data arises in the framework of a certain assumption ("Scenario A"). Really, there are no fundamental reasons to follow this assumption. In the framework of an alternative approach ("Scenario B") the EDM data give no definite value for  $\lambda_T$ . In this case one may use only a relatively weak bound  $\lambda_T < 10^{-4}$  resulting from direct searches for T non-invariant, P even effects.

It was noted in [6, 7] that this re-estimation of current bound on PCT interactions favors to resume direct tests of T invariance by studies of P even, T odd effects in nuclear reactions and decays, specifically, in the interaction of slow neutrons with medium and heavy nuclei. Recall that in nuclear reactions T invariance results in equality of the amplitudes (elements of S matrix) of direct,  $S(\alpha \rightarrow \alpha')$ , and inverse,  $S(\alpha' \rightarrow \alpha)$ , transitions. In particular, in the neutron-nucleus interaction one usually labels the scattering states by relative orbital momentum  $l$ , total angular momentum  $j$  of the neutron ( $\mathbf{j} = \mathbf{l} + \mathbf{s}$ , where  $s = 1/2$  is the neutron spin) and total angular momentum  $J$  of the neutron and target nucleus ( $\mathbf{J} = \mathbf{j} + \mathbf{I}$ , where  $I$  is the nucleus spin). Then one uses the amplitudes  $S_J(lj \rightarrow l'j')$  implying that  $l$  and  $j$  can change at scattering, while  $J$  conserves. Therefore, possible PCT interaction results in difference between  $S_J(lj \rightarrow l'j')$  and  $S_J(l'j' \rightarrow lj)$ , where  $l$  and  $l'$  are of the same parity (P invariance conserves).

This work deals with the possibility to search for PCT interactions by study of P conserving, T violating five-fold correlation in the total cross section of the interaction of polarized slow neutrons with aligned nuclei. This P even, T odd five-fold correlation  $(\mathbf{s}[\mathbf{k} \times \mathbf{I}])(\mathbf{kI})$ , where  $\mathbf{s}$ ,  $\mathbf{I}$  and  $\mathbf{k}$  are the neutron and nucleus spins and neutron momentum, respectively, was first considered in [8, 9, 10]. It just arises only when the difference of the amplitudes  $S_J(lj \rightarrow l'j')$  and  $S_J(l'j' \rightarrow lj)$  is non-zero.

Five-fold correlation may be used to test T invariance (provided space parity conserves) in the interaction of any polarized particles with aligned targets [11]. It must be emphasized that, first, this method is true null test of T invariance and, second, it is free from masking effects related to final state interaction. We concentrate on the interaction of slow neutrons with medium and heavy nuclei by reason of the enhancement pointed out above. In practice, the studies are hindered to a great extent by an absence of appropriate aligned nuclear targets. In this paper we demonstrate real possibilities to use dynamical

nuclear alignment [12] as well as low temperature "brute force" method to produce the needed targets. Special attention is devoted to  $^{121}\text{Sb}$ ,  $^{123}\text{Sb}$  and  $^{127}\text{I}$  nuclei because a large number of p wave resonances are known for them [3]. We perform estimations of the magnitudes of five-fold correlation in these p wave resonances in the frame of reasonable statistical assumptions. It is shown that the bounds on PCTV interaction actually can be improved, in particular, with the use of new high intensity spallation neutron sources – SNS (USA) and JSS (Japan).

## 2 Correlations in the interaction of polarized neutrons with aligned nuclei

Generally, the total cross section of neutron-nucleus interaction depends on relative orientation of the unit vectors  $\mathbf{n}_s$ ,  $\mathbf{n}_I$  and  $\mathbf{n}_k$  along the neutron polarization axis, nuclei alignment axis and neutron momentum, respectively. We use the following definitions,

$$p_1(s) = \frac{\langle \sigma \rangle}{s}, \quad p_2(I) = \frac{3\langle m^2 \rangle - I(I+1)}{I(2I-1)}, \quad (2)$$

for neutron polarization ( $\sigma$  is the projection of spin  $s = 1/2$  on the axis  $\mathbf{n}_s$ ) and nuclei alignment ( $m$  is the projection of spin  $I$  on the axis  $\mathbf{n}_I$ ), respectively. We consider the situation of pure alignment, when the populations of nuclear substates with projections  $m$  and  $-m$  are equal (as the result  $\langle m \rangle = 0$ , and nuclei polarization  $p_1(I) = \langle m \rangle / I$  is equal to zero). Notice that only nuclei with spin  $I \geq 1$  can be aligned.

The neutron-nucleus interaction at low energies is predominantly s wave and, therefore, is described by the sole amplitude  $S_J(0\frac{1}{2} \rightarrow 0\frac{1}{2})$ . At first glance it renders the test of T invariance impossible because the initial and final states coincide. In fact, in low lying p wave resonances contributions of partial p1/2 and p3/2 waves can be comparable with the contribution of s wave. Because of this, in [9] it was proposed to look for five-fold correlation just in p wave resonances and, hence, an explicit expression was obtained for the effect in terms of S matrix on the assumption that only s1/2, p1/2 and p3/2 partial waves are of importance. Namely, it was shown that the total cross section of neutron-nucleus interaction is of the form

$$\begin{aligned} \sigma_{tot} = & \sigma_0 + p_1(s)(\mathbf{n}_s \mathbf{n}_k) \Delta \sigma_{PV}^{(1)} + p_2(I)(3(\mathbf{n}_k \mathbf{n}_I)^2 - 1) \Delta \sigma_D + \\ & + p_1(s)p_2(I)(3(\mathbf{n}_s \mathbf{n}_I)(\mathbf{n}_k \mathbf{n}_I) - (\mathbf{n}_s \mathbf{n}_k)) \Delta \sigma_{PV}^{(2)} + \\ & + p_1(s)p_2(I)(\mathbf{n}_s [\mathbf{n}_k \times \mathbf{n}_I])(\mathbf{n}_k \mathbf{n}_I) \Delta \sigma_{PCTV}, \end{aligned} \quad (3)$$

where  $\sigma_0$  is the total cross section for unpolarized neutrons and non-oriented nuclei

$$\sigma_0 = \frac{2\pi}{k^2} \sum_J g_J \sum_{lj} (1 - \text{Re } S_J(lj \rightarrow lj)), \quad (4)$$

and

$$\Delta \sigma_D = \frac{\pi}{k^2} \sum_J \left( h_J \text{Re} \left( S_J(1\frac{1}{2} \rightarrow 1\frac{3}{2}) + S_J(1\frac{3}{2} \rightarrow 1\frac{1}{2}) \right) + e_J \left( 1 - \text{Re } S_J(1\frac{3}{2} \rightarrow 1\frac{3}{2}) \right) \right), \quad (5)$$

$$\Delta\sigma_{PV}^{(1)} = \frac{2\pi}{k^2} \sum_J g_J \operatorname{Re} \left( S_J(0\frac{1}{2} \rightarrow 1\frac{1}{2}) + S_J(1\frac{1}{2} \rightarrow 0\frac{1}{2}) \right), \quad (6)$$

$$\Delta\sigma_{PV}^{(2)} = \frac{\pi}{k^2} \sum_J h_J \operatorname{Re} \left( S_J(0\frac{1}{2} \rightarrow 1\frac{3}{2}) + S_J(1\frac{3}{2} \rightarrow 0\frac{1}{2}) \right), \quad (7)$$

$$\Delta\sigma_{PCTV} = \frac{3\pi}{k^2} \sum_J h_J \operatorname{Im} \left( S_J(1\frac{1}{2} \rightarrow 1\frac{3}{2}) - S_J(1\frac{3}{2} \rightarrow 1\frac{1}{2}) \right). \quad (8)$$

The numerical factors  $g_J$ ,  $h_J$  and  $e_J$  are given by the following expressions

$$g_J = \frac{2J+1}{2(2I+1)}, \quad (9)$$

$$h_{I-1/2} = \frac{I}{2I+1} \sqrt{\frac{2I-1}{I+1}}, \quad h_{I+1/2} = -\frac{2I-1}{2I+1} \sqrt{\frac{I}{2I+3}}, \quad h_{I\pm 3/2} = 0, \quad (10)$$

$$e_{I-3/2} = -\frac{I-1}{2I+1}, \quad e_{I-1/2} = \frac{I(I-2)}{(2I+1)(I+1)}, \quad (11)$$

$$e_{I+1/2} = \frac{(2I-1)(I+3)}{(2I+1)(2I+3)}, \quad e_{I+3/2} = -\frac{(2I-1)I(I+2)}{(2I+1)(I+1)(2I+3)}.$$

Here the factor (8) at five-fold correlation is proportional to the difference between the amplitudes  $S_J(1\frac{1}{2} \rightarrow 1\frac{3}{2})$  and  $S_J(1\frac{3}{2} \rightarrow 1\frac{1}{2})$ . Later it was noted [13, 14] that one should expect significant mixing of s and d waves for deformed nuclei. Thus, s wave resonances of deformed nuclei with non-zero spins may have appreciable d wave partial widths. In this case there exists additional contribution to the factor (8) proportional to the difference between the amplitudes  $S_J(0\frac{1}{2} \rightarrow 2j)$  and  $S_J(2j \rightarrow 0\frac{1}{2})$ , where  $j = 3/2$  and  $5/2$ . Prospects to search for five-fold correlation in s wave resonances (with energies up to 500 eV) of deformed nucleus  $^{165}\text{Ho}$  were recently discussed in [15].

Note that search for five-fold correlation in the interaction of fast polarized neutrons (with energy close to 6 MeV) with aligned nuclei  $^{165}\text{Ho}$  has been performed in [16]. Strict bound on PCTV interaction was obtained. But similar study with slow neutrons was not carried out so far.

### 3 Neutron-nucleus interaction in p wave resonance

All angular correlations in (3) are induced by p waves (see (5)–(8)). Thus, they are more pronounced in p wave resonances. Let the index  $\mu$  labels p wave resonances with spin  $J$ . Then we assume that  $E_\mu^J$  is the position of the  $\mu$ -th resonance,  $\Gamma_\mu^J$  is the total width,  $g_{n\mu}^J(1j)$  is the real amplitude of the partial neutron width  $\Gamma_{n\mu}^J(1j) = (g_{n\mu}^J(1j))^2$ ,  $\Gamma_{n\mu}^J = \Gamma_{n\mu}^J(1\frac{1}{2}) + \Gamma_{n\mu}^J(1\frac{3}{2})$  is the total neutron width. Close to the  $\mu$ -th resonance the p wave scattering amplitude is of the form

$$S_J(1j \rightarrow 1j') = e^{2i\delta_p} \left( \delta_{jj'} - i \frac{g_{n\mu}^J(1j)g_{n\mu}^J(1j')}{E - E_\mu^J + i\Gamma_\mu^J/2} \right) + \Delta S_J^{PCTV}(1j \rightarrow 1j'). \quad (12)$$

Here  $\delta_p \simeq (kR)^3/3$  is the potential scattering phase for p wave on the nucleus with the radius  $R$ . Below we neglect it. The small additive  $\Delta S_J^{PCTV}$  resulting from hypothetical PCTV interaction is considered in details later (as yet we omit it).

Close to the  $\mu$ -th resonance one obtains p wave contribution to the total cross section  $\sigma_0$  by substitution of (12) into (4). The result is described by the Breit–Wigner formula

$$\sigma_p(E) = \frac{\pi}{k^2} \frac{g_J \Gamma_{n\mu}^J \Gamma_\mu^J}{(E - E_\mu^J)^2 + (\Gamma_\mu^J/2)^2}. \quad (13)$$

Since neutron width of a p wave resonance is small, the cross section  $\sigma_p$  adds little in comparison to the s wave contribution  $\sigma_s$  into  $\sigma_0$  (even at  $E = E_\mu^J$ ).

For this reason a few number of p wave resonances were known. Last years just due to studies of P violation in the interaction of slow neutrons with nuclei, a list of known p wave resonances for many nuclei was considerably expanded (see [3]). Note that statistical properties of p wave resonances are much less investigated than those of s wave ones and, therefore, are of independent interest. In particular, there is no information about distribution and mean values of partial neutron amplitudes  $g_{n\mu}^J(1\ 1/2)$  and  $g_{n\mu}^J(1\ 3/2)$  (see, e.g., [17]).

## 4 Polarized neutrons and non-aligned nuclei: PV effect

Let target nuclei are not aligned,  $p_2(I) = 0$ , while neutrons are polarized. Then in the right-hand side of Eq.(3) apart from  $\sigma_0$  there is the sole term which is proportional to P odd correlation  $(\mathbf{n}_s \mathbf{n}_k)$  of neutron spin and momentum. Evident expression (6) for  $\Delta\sigma_{PV}^{(1)}$  clearly demonstrates that this correlation owes its existence to parity violating forces resulting in transitions from s wave to p wave and vice versa. This PV correlation in the total cross section was first theoretically investigated in [18], where a model of mixing of s and p wave resonances was proposed. Note that PV forces mix s and p wave resonances with equal spins.

Let the index  $\nu$  labels s wave resonances with spin  $J$ , and  $V_{\nu\mu}^{PV}$  is the real matrix element of PV interaction between wave functions of  $\nu$ -th and  $\mu$ -th compound states. Thus in accordance with [18] (see also [3]), close to the  $\mu$ -th resonance the main contribution to the S matrix elements in (6) (as well as in (7)) has the form

$$S_J(0\frac{1}{2} \rightarrow 1j) = S_J(1j \rightarrow 0\frac{1}{2}) = -i \frac{g_{n\mu}^J(1j)}{E - E_\mu^J + i\Gamma_\mu^J/2} \sum_\nu \frac{V_{\nu\mu}^{PV} g_{n\nu}^J(0\frac{1}{2})}{E_\mu^J - E_\nu^J}, \quad (14)$$

where  $E_\nu^J$  is the position of  $\nu$ -th resonance,  $g_{n\nu}^J(0\ 1/2)$  is the real amplitude of the neutron width  $\Gamma_{n\nu}^J = (g_{n\nu}^J(0\frac{1}{2}))^2$  of the same resonance. Substitution of (14) into (6) gives

$$\Delta\sigma_{PV}^{(1)}(E) = \frac{\pi}{k^2} \frac{g_J g_{n\mu}^J(1\frac{1}{2}) \Gamma_\mu^J}{(E - E_\mu^J)^2 + (\Gamma_\mu^J/2)^2} \sum_\nu \frac{2V_{\nu\mu}^{PV} g_{n\nu}^J(0\frac{1}{2})}{E_\mu^J - E_\nu^J}. \quad (15)$$

It is clear that close to p wave resonance this factor has the same (resonance) dependence on the neutron energy  $E$  as the p wave cross section (13).

In experiment, one measures the asymmetry of neutron transmission trough the target for two opposite directions of neutron spin (along and opposite the neutron momentum)

$$\alpha_{PV} = \frac{N_+ - N_-}{N_+ + N_-}, \quad (16)$$

where  $N_+$  and  $N_-$  are numbers of neutrons traveling through the target at  $\mathbf{n}_s = \mathbf{n}_k$  and  $\mathbf{n}_s = -\mathbf{n}_k$ , respectively. Let  $n$  is the number of nuclei in the unit volume of the target, and  $d$  is the target thickness. Then taking into account that  $\Delta\sigma_{PV}^{(1)} \ll \sigma_0$ , one gets

$$\alpha_{PV} = -ndp_1(s)\Delta\sigma_{PV}^{(1)}. \quad (17)$$

Thus, in accordance with (15) the measured PV asymmetry  $\alpha_{PV}$  enhances in the  $\mu$ -th p wave resonance (and reaches the maximum at  $E = E_\mu^J$ ). This enhancement is said to be resonance [19].

To analyze the results, one extracts the factor (15) from  $\alpha_{PV}$ . Then to eliminate the dependence on the neutron energy, one usually divides  $\Delta\sigma_{PV}^{(1)}$  into the p wave cross section (13) and deals with the quantity

$$p_P \equiv \frac{\Delta\sigma_{PV}^{(1)}}{\sigma_p} = \frac{\Gamma_{n\mu}^J(1\frac{1}{2})}{\Gamma_{n\mu}^J} \sum_\nu \frac{2V_{\nu\mu}^{PV}}{E_\nu^J - E_\mu^J} \frac{g_{n\nu}^J(0\frac{1}{2})}{g_{n\mu}^J(1\frac{1}{2})}. \quad (18)$$

It includes the enhancement factor  $g_{n\nu}^J(0\frac{1}{2})/g_{n\mu}^J(1\frac{1}{2}) \sim (kR)^{-1} \sim 10^2\text{-}10^3$  which is said to be kinematical (or structural) [18, 19]. It arises due to suppression of the amplitudes of neutron widths of p wave resonances with respect to the ones of s wave resonances by the factor  $kR \sim 10^{-2}\text{-}10^{-3}$ .

At present the quantities  $p_P$  are measured for a lot of p wave resonances for more than two tens of nuclei [3]. The results are treated on the assumption that for any nucleus the matrix elements  $V_{\nu\mu}^{PV}$  are Gaussian random quantities with a root-mean square  $v_P$ . The extracted values  $v_P$  are close to 1 meV for all investigated nuclei.

## 5 Aligned nuclei: deformation effect, PV effect and TV effect

When target nuclei are aligned, three additional terms appear in the right-hand side of Eq.(3). Any of them can be measured.

The first term is proportional to the correlation  $(3(\mathbf{n}_k\mathbf{n}_I)^2 - 1)$  of neutron momentum and nucleus spin. No neutron polarization is required. Using the same notations as in [14] we designate this term as "deformation term"<sup>1</sup>. Close to the  $\mu$ -th resonance, one gets the explicit expression for  $\Delta\sigma_D$  substituting (12) into (5),

$$\Delta\sigma_D(E) = \frac{\pi}{k^2} \left( -h_J g_{n\mu}^J(1\frac{1}{2}) g_{n\mu}^J(1\frac{3}{2}) + \frac{e_J}{2} \Gamma_{n\mu}^J(1\frac{3}{2}) \right) \frac{\Gamma_\mu^J}{(E - E_\mu^J)^2 + (\Gamma_\mu^J/2)^2}. \quad (19)$$

We point to its resonance dependence on the neutron energy.

Deformation effect determines the asymmetry of neutron transmission through the target with alignment axis directed along,  $\mathbf{n}_I \parallel \mathbf{n}_k$ , and transversely,  $\mathbf{n}_I \perp \mathbf{n}_k$ , to the neutron momentum, i.e.

$$\alpha_D = \frac{N_{\parallel} - N_{\perp}}{N_{\parallel} + N_{\perp}} = -ndp_2(I) \frac{3\Delta\sigma_D}{2}, \quad (20)$$

---

<sup>1</sup>It corresponds to visual interpretation of this correlation. Indeed, let us assume that the nucleus is a prolate spheroid with spin  $\mathbf{I}$  along the major axis. Then different nuclear cross sections correspond to longitudinal and transverse orientation of  $\mathbf{I}$  with respect to  $\mathbf{k}$ .

where one assumes that  $\Delta\sigma_D \ll \sigma_0$ . By analogy with (18) in any p wave resonance one can introduce the quantity

$$p_D \equiv \frac{\Delta\sigma_D}{\sigma_p} = -\frac{h_J}{g_J} \frac{g_{n\mu}^J(1\frac{1}{2})g_{n\mu}^J(1\frac{3}{2})}{\Gamma_{n\mu}^J} + \frac{e_J}{2g_J} \frac{\Gamma_{n\mu}^J(1\frac{3}{2})}{\Gamma_{n\mu}^J}, \quad (21)$$

which describes the magnitude of the deformation effect just in this resonance.

The second additional term in the right-hand side of (3) is proportional to  $\Delta\sigma_{PV}^{(2)}$  and results from P violation. Using (7) and (14) we get in the  $\mu$ -th p wave resonance

$$\Delta\sigma_{PV}^{(2)}(E) = \frac{\pi}{k^2} \frac{h_J g_{n\mu}^J(1\frac{3}{2}) \Gamma_{\mu}^J}{(E - E_{\mu}^J)^2 + (\Gamma_{\mu}^J/2)^2} \sum_{\nu} \frac{V_{\nu\mu}^{PV} g_{n\nu}^J(0\frac{1}{2})}{E_{\nu}^J - E_{\mu}^J}. \quad (22)$$

It is apparent that measurement of the asymmetry (16) at different angles between the alignment axis  $\mathbf{n}_I$  and neutron momentum  $\mathbf{n}_k$  in line with measurement of the deformation effect (20)–(21) would provide an information on division of the neutron width  $\Gamma_{n\mu}^J$  into partial widths  $\Gamma_{n\mu}^J(1\frac{1}{2})$  and  $\Gamma_{n\mu}^J(1\frac{3}{2})$ , and, conceivably, on spin  $J$  of the resonance.

However, the main subject of this paper is the five-fold correlation, i.e. the last term in the right-hand side of (3). To disclose the dependence of the effect on parameters of p wave resonance, we use the model proposed in [2, 20]. It implies mixing of p wave resonances by PCTV interaction. Let  $V_{\mu'\mu}^{PCTV}$  is the real matrix element of PCTV interaction between the wave functions of  $\mu'$ -th and  $\mu$ -th compound states. Then in the  $\mu$ -th p wave resonance, the main contribution to the PCTV additive in (12) is of the form

$$\begin{aligned} \Delta S_J^{PCTV}(1\frac{1}{2} \rightarrow 1\frac{3}{2}) &= -\Delta S_J^{PCTV}(1\frac{3}{2} \rightarrow 1\frac{1}{2}) = \\ &= \frac{1}{E - E_{\mu}^J + i\Gamma_{\mu}^J/2} \sum_{\mu' \neq \mu} \frac{V_{\mu'\mu}^{PCTV} (g_{n\mu}^J(1\frac{1}{2})g_{n\mu'}^J(1\frac{3}{2}) - g_{n\mu}^J(1\frac{3}{2})g_{n\mu'}^J(1\frac{1}{2}))}{E_{\mu}^J - E_{\mu'}^J}. \end{aligned} \quad (23)$$

Thus (8) transforms into

$$\Delta\sigma_{PCTV} = \frac{\pi}{k^2} \frac{h_J \Gamma_{\mu}^J}{(E - E_{\mu}^J)^2 + (\Gamma_{\mu}^J/2)^2} \sum_{\mu'} \frac{3V_{\mu'\mu}^{PCTV} (g_{n\mu'}^J(1\frac{1}{2})g_{n\mu}^J(1\frac{3}{2}) - g_{n\mu'}^J(1\frac{3}{2})g_{n\mu}^J(1\frac{1}{2}))}{E_{\mu}^J - E_{\mu'}^J}. \quad (24)$$

Note that this factor has the same resonance dependence on  $E$  than p wave cross section (13).

To test T invariance one should measure the asymmetry

$$\alpha_{PCTV} = \frac{N_{\uparrow\uparrow} - N_{\downarrow\uparrow}}{N_{\uparrow\uparrow} + N_{\downarrow\uparrow}}, \quad (25)$$

where  $N_{\uparrow\uparrow}$  and  $N_{\downarrow\uparrow}$  are numbers of neutrons traveling through the target with polarization  $\mathbf{n}_s \uparrow\uparrow [\mathbf{n}_k \times \mathbf{n}_I]$  and  $\mathbf{n}_s \downarrow\uparrow [\mathbf{n}_k \times \mathbf{n}_I]$ , respectively. Then

$$\alpha_{PCTV} = -ndp_1(s)p_2(I) \sin\theta \cos\theta \Delta\sigma_{PCTV}, \quad (26)$$

where  $\theta$  is the angle between  $\mathbf{n}_I$  and  $\mathbf{n}_k$ . The asymmetry (26) as function of  $\theta$  has the maximum at  $\theta = 45^\circ$ . Because the resonance enhancement takes place for  $\alpha_{PCTV}$  and  $\Delta\sigma_{PCTV}$  as well as for PV effects, it is natural to deal with the ratio

$$p_T \equiv \frac{\Delta\sigma_{PCTV}}{\sigma_p} = \frac{h_J}{g_J} \sum_{\mu' \neq \mu} \frac{3V_{\mu'\mu}^{PCTV}}{E_{\mu}^J - E_{\mu'}^J} \frac{g_{n\mu'}^J(1\frac{1}{2})g_{n\mu}^J(1\frac{3}{2}) - g_{n\mu'}^J(1\frac{3}{2})g_{n\mu}^J(1\frac{1}{2})}{\Gamma_{n\mu}^J}, \quad (27)$$

which is analogous to (18).

It should be stressed that the advanced measurement of the asymmetry (25)–(27), which is sensitive to possible violation of T invariance, is similar in procedure to the well developed (see [3]) measurement of the asymmetry (16)–(18), which is sensitive to P violation. The quantity  $p_T$  is to be measured in the same p wave resonances as the quantity  $p_P$  was measured. There are no grounds to expect any correlations between  $p_P$  and  $p_T$ . In fact, these quantities owe their existence to different interactions, PV and PCTV, respectively. Moreover, PV asymmetry results from mixing of p wave resonance with s wave ones, while PCTV asymmetry – from mixing of p wave resonance with other p wave ones.

Nevertheless, the measurements [3] of  $p_P$  are of great importance for the following reason. Let us assume that  $p_T$  is measured just in the same conditions as the quantity  $p_P$  was measured. Take into account that the statistical error  $\Delta p_P$  in the  $\mu$ -th resonance (as well as  $\Delta p_T$ ) is determined by the strength of this resonance and the s wave background. Therefore, one can expect that the error  $\Delta p_T$  will be of the same magnitude as  $\Delta p_P$  (to be more precise, slightly higher because in the right-hand side of (26) at  $\theta = 45^\circ$  there is a small attenuation factor,  $p_2(I)/2$ ). Thus, comparing an evaluated value for  $p_T$  in a definite p wave resonance with the error  $\Delta p_P$  in the same resonance, one can estimate the feasibility of the proposed study of five-fold correlation.

## 6 Statistical estimation of TV and deformation effects

In a fixed p wave resonance with spin  $J$ , the quantity  $p_T$  (27) cannot be predicted because, first, matrix elements  $V_{\mu'\mu}^{PCTV}$  and, second, amplitudes  $g_{n\mu}^J(1j)$  are unknown. Moreover, spins of p wave resonances where PV effects were measured are also unknown. For any p wave resonance we know only its position  $E_\mu$  and product  $g_J\Gamma_{n\mu}^J$  of statistical factor  $g_J$  into neutron width  $\Gamma_{n\mu}^J$ .

Nevertheless, one can estimate a root-mean square

$$\bar{p}_T = \sqrt{\langle p_T^2 \rangle} \quad (28)$$

for PCTV effect in the  $\mu$ -th resonance with spin  $J$ . Indeed, let us assume that the matrix elements  $V_{\mu'\mu}^{PCTV}$  are Gaussian random quantities with

$$\langle V_{\mu'\mu}^{PCTV} \rangle = 0, \quad \sqrt{\langle (V_{\mu'\mu}^{PCTV})^2 \rangle} = v_T. \quad (29)$$

The neutron amplitudes of p wave resonances have similar properties,

$$\langle g_{n\mu}^J(1j) \rangle = 0, \quad \sqrt{\langle (g_{n\mu}^J(1j))^2 \rangle} = \frac{\Gamma_{n\mu}^J}{2}, \quad (30)$$

therewith the amplitudes  $g_{n\mu}^J(1\frac{1}{2})$  and  $g_{n\mu}^J(1\frac{3}{2})$  are independent random quantities. Then we obtain from (27), (29) and (30)

$$\bar{p}_T = \frac{3|h_J|v_T}{\sqrt{2}g_J} \left( \sum_{\mu' \neq \mu} \frac{1}{(E_\mu^J - E_{\mu'}^J)^2} \frac{\Gamma_{n\mu'}^J}{\Gamma_{n\mu}^J} \right)^{1/2}, \quad (31)$$



where one sums over resonances  $\mu'$  with the same spin  $J$ .

As a rule, recall, the spins of p wave resonances are unknown. Only for the resonances where PV effects were observed, one can be sure that  $J = I \pm 1/2$ . An absence of PV effect in a p wave resonance may results both from  $J = I \pm 3/2$  as well as from negligibly small mixing of this resonance (with  $J = I \pm 1/2$ ) with s wave ones.

Basing on the known formula for density of states with spin  $J$ , let us assume that the probability  $w(J)$  for the p wave resonance to have spin  $J$  is proportional to  $(2J + 1)$ . Then, if  $I$  is the spin of target nuclei (and  $I \geq 3/2$ ), we get

$$w(J) = \frac{g_J}{2}, \quad \sum_{J=I \pm 1/2, 3/2} w(J) = 1. \quad (32)$$

It is easily seen that a p wave resonance has spin  $J = I \pm 1/2$  with probability  $1/2$  and spin  $J = I \pm 3/2$  with the same probability  $1/2$ . Below we perform an estimation of  $\bar{p}_T$  in the  $\mu$ -th resonance assuming that its spin is equal to  $J = I - 1/2$  or  $I + 1/2$ . Thus, approximately one half of our (non-zero) estimates are improper – indeed, approximately one half of the known p wave resonances have spin  $J = I \pm 3/2$  and, therefore, PCTV effect for these resonances is equal to zero.

So let the  $\mu$ -th resonance has spin  $J = I - 1/2$  or  $I + 1/2$ . To evaluate  $\langle p_{PCTV}^2 \rangle$ , one squares both sides of (27), then averages them using (29) and (30), and yields the sum over the resonances  $\mu'$  with the same spin  $J$ . Since any of known p wave resonances can have spin  $J$  with probability  $w(J)$ , we perform summation over all known p wave resonances taking their contribution with weight factor  $w(J)$ . Thus using (32), we replace Eq. (31) by

$$\bar{p}_T = \frac{3|h_J|v_T}{2\sqrt{g_J}} \left( \sum_{\mu' \neq \mu} \frac{1}{(E_\mu - E_{\mu'})^2} \frac{\Gamma_{n\mu'}^J}{\Gamma_{n\mu}^J} \right)^{1/2}, \quad (33)$$

where one sums over all known p wave resonances. Note that the ratio of neutron widths  $\Gamma_{n\mu'}^J$  and  $\Gamma_{n\mu}^J$  entering (33) is equal to the ratio of known quantities  $g_J \Gamma_{n\mu'}^J$  and  $g_J \Gamma_{n\mu}^J$ . The common factor in (33) depending on  $J$  is of the form

$$\left. \frac{|h_J|}{\sqrt{g_J}} \right|_{J=I+1/2} = \left( \frac{2I-1}{2I+3} \right)^{1/2} \left. \frac{|h_J|}{\sqrt{g_J}} \right|_{J=I-1/2}, \quad \left. \frac{|h_J|}{\sqrt{g_J}} \right|_{J=I-1/2} = \left( \frac{I(2I-1)}{(I+1)(2I+1)} \right)^{1/2}. \quad (34)$$

Therefore, the average effect for spin  $J = I + 1/2$  is low than the one for spin  $J = I - 1/2$ .

To verify the statistical approach one can use the measurements of deformation effect (21) in p wave resonances. Indeed, averaging over the resonances with definite spin  $J$  we obtain

$$\langle p_D^J \rangle = \frac{e_J}{4g_J}. \quad (35)$$

For any  $J$  this quantity can be evaluated with the use of (9) and (11). However, it is of interest that after averaging over all resonances the effect vanishes,

$$\langle p_D \rangle = \sum_{J=I \pm 1/2, 3/2} w(J) \langle p_D^J \rangle = 0. \quad (36)$$

On the other hand, the root-mean square takes the form

$$\bar{p}_D = \left( \sum_J w(J) \langle (p_D^J)^2 \rangle \right)^{1/2} = \left( \sum_J \frac{h_J^2 + 3e_J^2/4}{8g_J} \right)^{1/2}. \quad (37)$$

The quantity  $\bar{p}_D$  is defined only by spin  $I$  of target nuclei. Thus after measurements of deformation effects in all known p wave resonances of the nucleus, one can calculate the average values  $\langle p_D \rangle$  and  $\bar{p}_D$ . Test of the relations (36) and (37) would allow to verify the statistical approach used in this section.

## 7 Root-mean square matrix element for PCTV interaction

In this section we discuss the magnitude of mean matrix element,  $v_T$ , of hypothetical PCTV interaction between wave function of compound states. We assume that mean values of matrix elements between compound state functions of strong,  $v$ , P violating,  $v_P$ , and P conserving T violating,  $v_T$ , interactions are in the same relation than the mean single particle matrix elements,  $\langle V \rangle_{s.p.}$ ,  $\langle V_{PT} \rangle_{s.p.}$  and  $\langle V_{PCTV} \rangle_{s.p.}$ , of those interactions. Then to obtain the bound on  $\lambda_T$  (1) better than  $10^{-4}$ , the measurement of five-fold correlation should be sensitive to the following value of  $v_T$ :

$$v_T < 10^{-4} v. \quad (38)$$

Note that the matrix elements of weak and strong interactions are related by

$$v_P \sim G m_\pi^2 v \sim 10^{-7} v, \quad (39)$$

where  $G$  is the Fermi constant, and  $m_\pi$  is the pion mass. Comparing (38) and (39), we obtain

$$v_T < 10^3 v_P. \quad (40)$$

Investigations of P violation in compound resonances have shown that  $v_P \sim 1$  meV [3]. Thus, the proposed experiment on measurement of five-fold correlation should be sensitive to PCTV matrix element in the range

$$v_T < 1 \text{ eV}. \quad (41)$$

This bound on the matrix element of PCTV interaction between compound state wave function results from the bound on single particle matrix element  $\langle V_{PCTV} \rangle_{s.p.}$ . There are also additional arguments for (41). Let us assume that  $v_T \sim 1$  eV. Since the average distance between p wave resonances in medium and heavy nuclei ( $A \geq 100$ ) is equal to  $D_p \sim 10$  eV, then the mixing may be of the scale of  $v_T/D_p \sim 10^{-1}$ . It was noted in [21] that such strong mixing can be found in neutron-nucleus interaction without neutron polarization and nuclear alignment. Namely, the asymmetry was considered for  $\gamma$  quanta emission after neutron capture along and opposite neutron momentum (asymmetry "forward-backward"). This asymmetry as function of neutron  $E$  energy passes through zero in the p wave resonance. It was shown that the deviation  $\Delta E = E_0 - E_p$  of the zero-energy  $E_0$  from the energy  $E_p$  of the resonance is sensitive to possible PCTV interaction. In [21] the results of measurements of forward-backward asymmetry of  $\gamma$  quanta emission in the p wave resonance  $E_p = 7.0$  eV of  $^{113}\text{Cd}$  nucleus were treated, and the evidence for  $v_T/D_p < 10^{-1}$ , i.e.  $v_T < 1$  eV, was obtained.

It is worth noting that p wave resonances separated by a distance of the scale of 1 eV are not rare. For example, there are at least two pairs of such p wave resonances for the  $^{127}\text{I}$

nucleus – with the energies 52.20 eV and 53.82 eV, and the energies 352.0 eV and 353.3 eV (see [3]). Should the matrix element  $v_T$  be of the scale of  $\sim 1$  eV, then the mixing of the resonances in such pairs cannot be calculated in the framework of perturbation theory, i.e. formulae (23), (24) and (27) were unsuitable (it is clear, however, that for such mixing, PCTV effect in the resonances could be of the scale of unity).

Basing on the current data it seems reasonable to say that the mean matrix element  $v_T$  is significantly less than 1 eV (if it is non-zero at all). Thus new generation of experiments on search for hypothetical PCTV interaction should be focused on the region

$$v_T \leq 100 \text{ meV}. \quad (42)$$

Similar conclusion was reached in [22] from another grounds: the bound 50 meV for  $v_T$  was considered as goal for future measurements.

## 8 Prospects to produce aligned targets

Some time ago we have proposed [12] the dynamic nuclear alignment (DNA) method to produce the targets needed for the study of five-fold correlation. DNA method is analogous to the well known method of dynamic nuclear polarization but does not require an external magnetic field. So there are no false effects connected with precession of neutron spin resulting from both magnetic field as well as pseudomagnetism, which takes place when one uses polarized nuclear target. DNA method can be used for the nuclei with spin  $I \geq 1$ , having large quadrupole moments. Besides the target material should be a monocrystal grown from a compound incorporating the nuclei of interest and fulfill a number of requirements [12]

At first stage the  $\text{LuNbO}_4$  compound was chosen to realize DNA method. The nucleus  $^{175}\text{Lu}$  has spin  $I = 7/2$  and highest value of quadrupole moment. The  $\text{LuNbO}_4$  compound was doped with the paramagnetic impurity  $\text{Cr}^{3+}$  and the monocrystal was grown from above material. Unfortunately, the characteristics of grown monocrystal could provide the degree of nuclear alignment at temperature 1 K not more than 15-20 %. According to the calculation, the same degree of nuclear alignment in such monocrystal can be achieved by "brute force" method, by providing the non-equilibrium population of nuclear sublevels by cooling of the target to the temperature 20 mK.

To investigate T violation with the use of five-fold correlation one needs the nuclei which, first, can be aligned (with spin  $I \geq 1$ ) and, second, having p wave resonances in the low energy region. Among 20 nuclei studied with respect to P violation in the p wave resonances [3], there are 8 nuclei with spins  $I \geq 1$ . They are listed in Table 1 (the number of p wave resonances in the energy region 0-350 eV is presented).

Then the possibility of nuclear alignment was analyzed for nuclei from the Table 1. It was appeared, that the nuclei  $^{93}\text{Nb}$ ,  $^{105}\text{Pd}$ ,  $^{115}\text{In}$  and  $^{139}\text{La}$  cannot be aligned neither by DNA nor by "brute force" methods since they have very low values of quadrupole coupling constant in studied compounds. As for the nuclei  $^{81}\text{Br}$ ,  $^{121}\text{Sb}$ ,  $^{123}\text{Sb}$  and  $^{127}\text{I}$ , they can be aligned in principle both by "brute force" and DNA methods. The compounds  $\text{LiIO}_3$ ,  $\text{KBrO}_3$  and  $\text{Sb}_2\text{O}_3$  are the perspective compounds in the last case. Realization of DNA method is in progress for the mentioned compounds. The main problem is the choosing of appropriate paramagnetic admixtures and its incorporation in compounds.

Table 1:

N	isotope	natural abundance (%)	spin	number of p-wave resonances
1	$^{81}\text{Br}$	49	$3/2$	1
2	$^{93}\text{Nb}$	100	$9/2$	18
3	$^{105}\text{Pd}$	22	$5/2$	29
4	$^{115}\text{In}$	96	$9/2$	40
5	$^{121}\text{Sb}$	57	$5/2$	17
6	$^{123}\text{Sb}$	43	$7/2$	6
7	$^{127}\text{I}$	100	$5/2$	20
8	$^{139}\text{La}$	100	$7/2$	1

Figure 1: Splitting of sublevels of the nuclei  $^{81}\text{Br}$ ,  $^{121}\text{Sb}$ ,  $^{123}\text{Sb}$  and  $^{127}\text{I}$  in the compounds  $\text{Br}_2$ ,  $\text{Sb}_2\text{O}_3$  and  $\text{I}_2$  due to quadrupole interaction

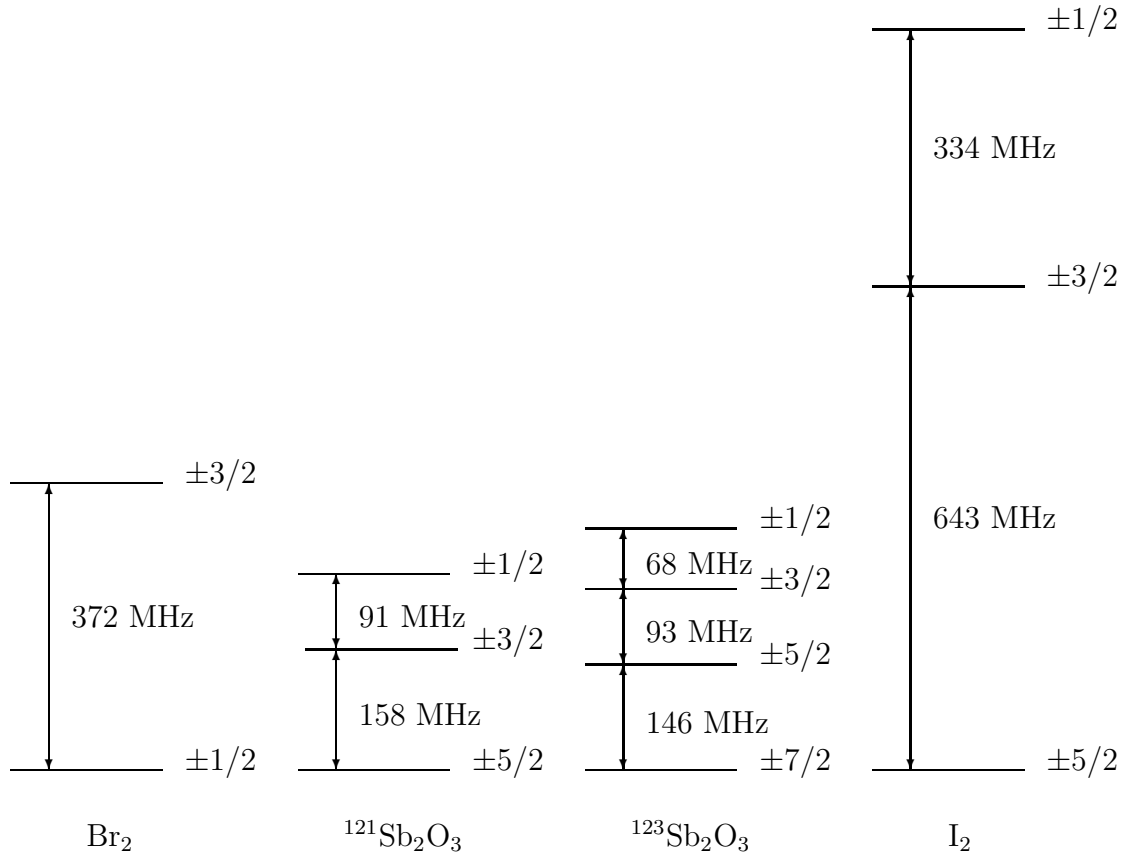


Table 2: Results of the estimation of TV effect for p wave resonances of  $^{121}\text{Sb}$ 

$\mu$	$E_\mu^J$	$g_J\Gamma_{n\mu}^J$ , meV	$\Delta p_P$	$\bar{p}_T$
1	37.9	0.0085	0.016	0.011
2	55.21	0.014	0.018	0.008
3	92.10	0.017	0.05	0.011
4	110.7	0.037	0.06	0.007
5	141.2	0.0081	0.12	0.018
6	174.5	0.0054	0.033	0.133
7	176.9	0.043	0.07	0.028
8	184.7	0.126	0.033	0.009
9	200.3	0.0054	0.076	0.045
10	228.6	0.044	0.075	0.022
11	235.9	0.019	0.16	0.052
12	245.9	0.235	0.045	0.027
13	249.0	0.128	0.052	0.048
14	261.6	0.181	0.036	0.029
15	265.8	0.167	0.048	0.040
16	270.0	0.208	0.046	0.032
17	274.8	0.153	0.050	0.030

With respect to "brute force" method, the preferable targets for the nuclei  $^{81}\text{Br}$ ,  $^{121,123}\text{Sb}$  and  $^{127}\text{I}$  are monocrystals  $\text{Br}_2$ ,  $\text{Sb}_2\text{O}_3$  and  $\text{I}_2$ , respectively. In Fig. 1 the splitting of nuclear sublevels for these targets is shown (the data are taken from [23]). In Fig. 2 are presented the parameters of nuclear alignment as function of target temperature. It should be noted that in the last years there is an impressive progress in the field of low temperature technique. The new type of dilution freezer was developed, which is pre-cooled by a commercial two-stage pulse-tube freezer, and thus no cryoliquids are needed to operate such millikelvin cooler [24].

## 9 Results of statistical estimation

In this section we perform statistical estimation of the magnitude of five-fold correlation for the nuclei  $^{121}\text{Sb}$ ,  $^{123}\text{Sb}$  and  $^{127}\text{I}$ , which can be aligned, for example, by "brute force" method (see Fig. 2). No such estimation can be made for the nucleus  $^{81}\text{Br}$ , because only one p wave resonance is known for it.

The mean matrix element of hypothetical PCTV interaction mixing p wave resonances is taken equal to  $v_T = 100$  meV (see (42)). The magnitude of PCTV effect  $\bar{p}_T$  in a p wave resonance is estimated by the Eq. (33) on the assumption that the spin of the resonance is  $J = I - 1/2$ , where  $I$  is the spin of the target nucleus. The results of estimations are presented in Tables 2-4. In these Tables for each resonance with number  $\mu$  are indicated the position  $E_\mu^J$ , parameter  $g_J\Gamma_{n\mu}^J$  and statistical error  $\Delta p_P$  of measurement of PV effect, taken from [3], as well as the calculated value of  $\bar{p}_T$ . A comparison between  $\Delta p_P$  and  $\bar{p}_T$  in more clear form is performed in Figs. 3-5.

Table 3: Results of the estimation of TV effect for p wave resonances of  $^{123}\text{Sb}$

$\mu$	$E_\mu^J$	$g_J\Gamma_{n\mu}^J$ , meV	$\Delta p_P$	$\bar{p}_T$
1	176.4	0.176	0.042	0.014
2	186.1	0.154	0.035	0.019
3	197.7	0.243	0.035	0.024
4	202.0	0.160	0.12	0.034
5	225.2	0.160	0.045	0.008

Table 4: Results of the estimation of TV effect for p wave resonances of  $^{127}\text{I}$

$\mu$	$E_\mu^J$	$g_J\Gamma_{n\mu}^J$ , meV	$\Delta p_P$	$\bar{p}_T$
1	7.51	0.00012	0.14	0.193
2	10.34	0.0028	0.03	0.025
3	13.94	0.0014	0.04	0.045
4	24.63	0.00064	0.16	0.036
5	52.20	0.00085	0.18	0.304
6	53.82	0.019	0.02	0.016
7	64.04	0.008	0.02	0.019
8	85.84	0.0174	0.02	0.010
9	101.1	0.014	0.03	0.013
10	126.0	0.0021	0.16	0.071
11	134.1	0.025	0.02	0.049
12	136.9	0.040	0.016	0.033
13	145.7	0.033	0.03	0.027
14	153.6	0.096	0.02	0.009
15	223.4	0.011	0.13	0.010
16	256.8	0.052	0.04	0.005
17	274.7	0.022	0.15	0.012
18	282.1	0.0045	0.53	0.036
19	352.0	0.088	0.064	0.080
20	353.3	0.089	0.064	0.079

The surprising thing is the correlation between  $\bar{p}_T$  and  $\Delta p_P$ . The reason is as follows. The magnitude of the statistical error  $\Delta p_P$  is dominantly determined by the neutron width of the resonance: the weakly is the resonance, the larger is the error  $\Delta p_P$ . On the other hand, if near the weak resonance there exists a strong resonance mixing to the former then according to (33) PCTV effect in the weak resonance is enhanced by the factor equal to the ratio of neutron widths of strong and weak resonances. This factor should be named the factor of kinematical enhancement by analogy with similar factor of enhancement of PV effects in (18) (neutron widths of s wave resonances mixing to p wave ones far exceed the neutron widths of the p wave resonances).

## 10 Conclusion

In this paper we discuss five-fold (P even, T odd) correlation in the interaction of slow polarized neutrons with aligned nuclei as a perspective test of time reversal invariance due to possible enhancement of T violating effects in compound resonances. Possible nuclear targets are considered which can be aligned both dynamically as well as by "brute force" at low temperature.

It is shown that the nuclei  $^{121}\text{Sb}$ ,  $^{123}\text{Sb}$  and  $^{127}\text{I}$  are the most promising targets for five-fold correlation studies. Indeed, on the one hand, a lot of p wave resonances are known for these nuclei. On the other hand, quadrupole splitting of spin sublevels in the appropriate compounds is rather high. Thus significant values of nuclear alignment can be obtained even by well elaborated "brute force" method at the temperature 10-20 mK.

Statistical estimation is performed for magnitude of five-fold correlation for low lying p wave resonances of the  $^{121}\text{Sb}$ ,  $^{123}\text{Sb}$  and  $^{127}\text{I}$  nuclei. It is shown that at the mean matrix element  $v_T = 100$  meV of PCTV interaction mixing the resonances, the expected effects are of the same scale as statistical errors of recently measured PV effects. It means that the decrease of the errors by the order of magnitude would allow to reach the sensitivity of the scale of  $v_T \sim 100$  meV, i.e. to low the bound on  $\lambda_T$  to the level of  $10^{-5}$  (at best, to found PCTV interaction). The needed improvement of measurement conditions may be possible at new high intensity spallation neutron sources – SNS (USA) and JSS (Japan).

We are grateful to L.B.Pikelner for valuable discussions. The work is supported by grant NS-1885.2003.2 and RFBR grant 03-02-16050.

## References

- [1] V. E. Bunakov, V. P. Gudkov, JETP Lett. 36 (1982) 328.
- [2] V. E. Bunakov, Phys. Rev. Lett. 60 (1988) 2250.
- [3] G. E. Mitchel et al., Phys. Rep. 354 (2001) 157.
- [4] A. Kurylov, G. C. McLaughlin, M. J. Ramsey-Musolf, Phys. Rev. D 63 (2001) 076007.

- [5] P. Herczeg, in: Parity and Time Reversal Violation in Compound Nuclear States and Related Topics, Eds. N. Auerbach and J. D. Bowman, World Scientific, Singapore, 1996, p.214.
- [6] C. R. Gould, Astrophysics, Symmetries, and Applied Physics at Spallation Neutron Sources (Proceedings of the Workshop, ORNL, March 10-12, 2002), Eds. P. E. Koehler, C. R. Gould, R. Haight, T. E. Valentine, World Scientific, p.209.
- [7] A. L. Barabanov, A. G. Beda, A. F. Volkov, Neutron Spectroscopy, Nuclear Structure, Related Topics: Proceedings of the 10th International Seminar on Interaction of Neutrons with Nuclei (Dubna, May 22-25, 2002), Dubna, JINR, 2003, p.26.
- [8] V. G. Baryshevskii, Sov. J. Nucl. Phys. 38 (1983) 699.
- [9] A. L. Barabanov, Sov. J. Nucl. Phys. 44 (1986) 755.
- [10] P. K. Kabir, in: G. L. Greene (Ed.), The Investigation of Fundamental Interactions with Cold Neutrons, NBS Special Publication, Vol. 711, 1986, p. 81.
- [11] H. E. Conzett, Phys. Rev. C 52 (1995) 1041.
- [12] V. A. Atsarkin, A. L. Barabanov, A. G. Beda, V. V. Novitsky, NIMA 440 (2000) 626.
- [13] C. R. Gould, D. G. Haase, N. R. Robertson, H. Postma, J. Bowman, Int. J. Mod. Phys. A 5 (1990) 2181.
- [14] P. R. Huffman, C. R. Gould, D. G. Haase, J. Phys. G: Nucl. Phys. 24 (1998) 763.
- [15] P. R. Huffman, Astrophysics, Symmetries, and Applied Physics at Spallation Neutron Sources (Proceedings of the Workshop, ORNL, March 10-12, 2002), Eds. P. E. Koehler, C. R. Gould, R. Haight, T. E. Valentine, World Scientific, p.217.
- [16] P. R. Huffman, N. R. Robertson, W. S. Wilburn, C. R. Gould, D. G. Haase, C. D. Keith, B. W. Raichle, M. L. Seely, J. R. Walston, Phys. Rev. C 55 (1997) 2684.
- [17] A. L. Barabanov, Sov. J. Nucl. Phys. 45 (1987) 597.
- [18] O. P. Suskov, V. V. Flambaum, JETP Lett. 32 (1980) 352.
- [19] V. E. Bunakov, V. P. Gudkov, Z. Phys. A 303 (1981) 285.
- [20] V. E. Bunakov, E. D. Davis, H. A. Weidenmuller, Phys. Rev. C 42 (1990) 1718.
- [21] A. L. Barabanov, E. I. Sharapov, V. R. Skoy, C. M. Frankle, Phys. Rev. Lett. 70 (1993) 1216.
- [22] E. D. Davis, C. R. Gould, Phys. Lett. B 447 (1999) 209.
- [23] G. K. Semin, T. A. Babushkina, G. G. Yakobson, *Primenenie YaKR v khimii*, Leningrad, Khimiya, 1972 (in Russian).
- [24] K. Uhlig, Cryogenics 42 (2002) 73.



### Captions for figures

Fig. 1. Splitting of sublevels of the nuclei  $^{81}\text{Br}$ ,  $^{121}\text{Sb}$ ,  $^{123}\text{Sb}$  and  $^{127}\text{I}$  in the compounds  $\text{Br}_2$ ,  $\text{Sb}_2\text{O}_3$  and  $\text{I}_2$  due to quadrupole interaction.

Fig. 2. Modulus of the alignment parameter  $p_2(I)$  as function of target temperature  $T$  calculated with the use of the data, presented in Fig. 1. Solid line – nuclei  $^{127}\text{I}$  in the crystal  $\text{I}_2$ , dashed line – nuclei  $^{81}\text{Br}$  in  $\text{Br}_2$ , dotted line – nuclei  $^{121,123}\text{Sb}$  in  $\text{Sb}_2\text{O}_3$ .

Fig. 3. Comparison between statistical error of PV effect  $\Delta p_P$  and evaluated PCTV effect  $\bar{p}_T$  in p wave resonances labeled by  $\mu$  for  $^{121}\text{Sb}$  nucleus (see Table 2).

Fig. 4. Comparison between statistical error of PV effect  $\Delta p_P$  and evaluated PCTV effect  $\bar{p}_T$  in p wave resonances labeled by  $\mu$  for  $^{123}\text{Sb}$  nucleus (see Table 3).

Fig. 5. Comparison between statistical error of PV effect  $\Delta p_P$  and evaluated PCTV effect  $\bar{p}_T$  in p wave resonances labeled by  $\mu$  for  $^{127}\text{I}$  nucleus (see Table 4).

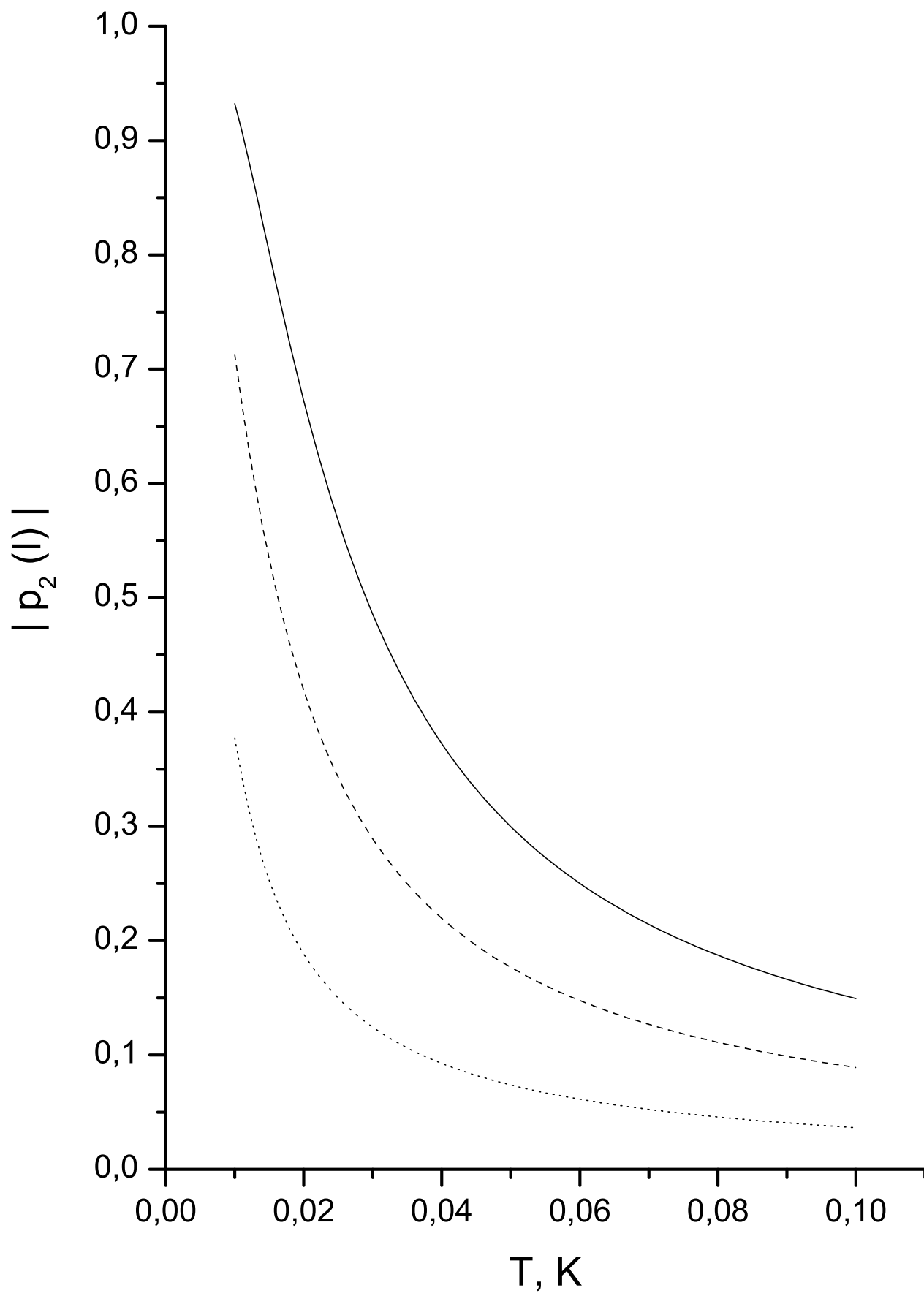


Fig.2

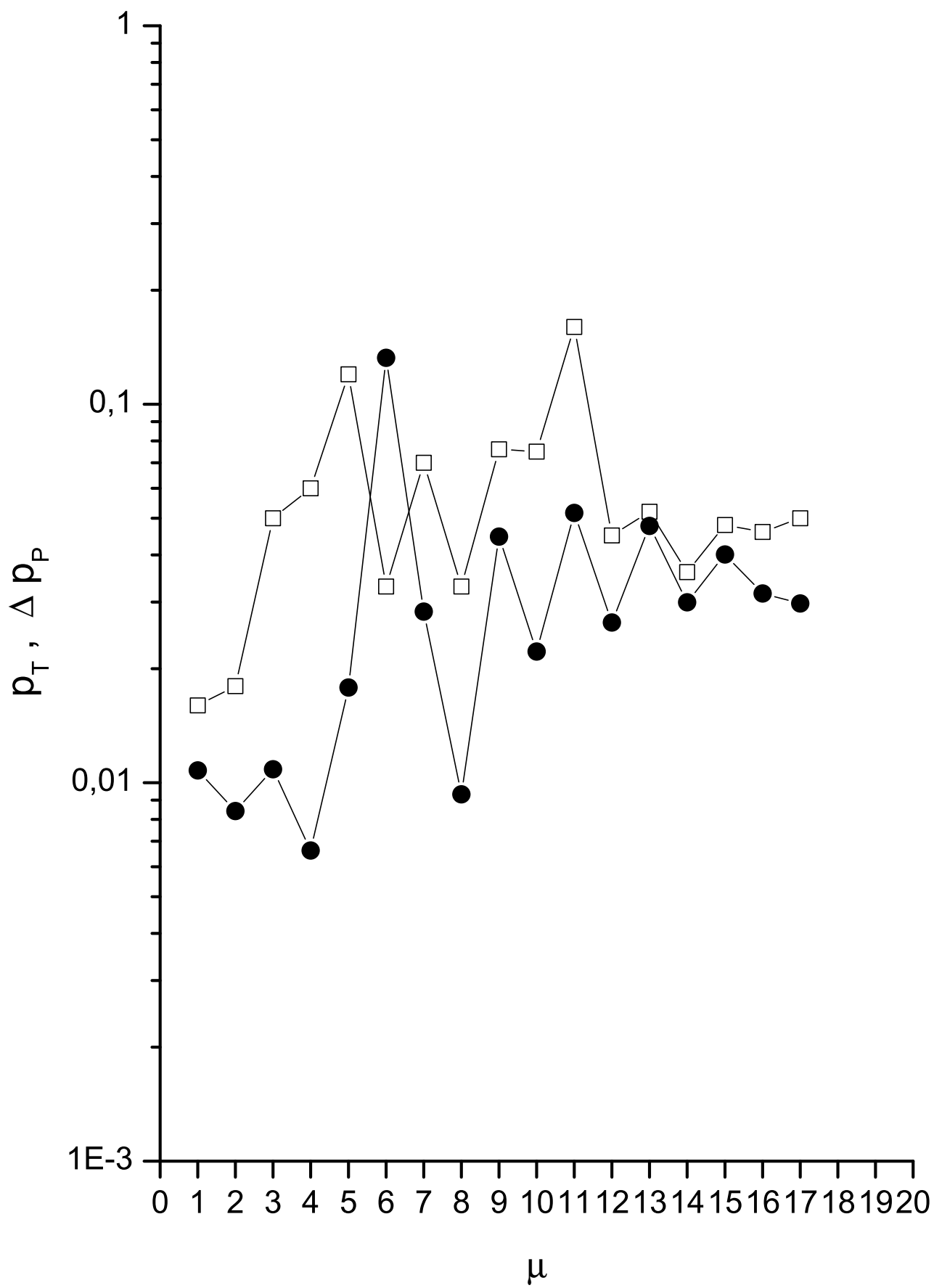


Fig.3

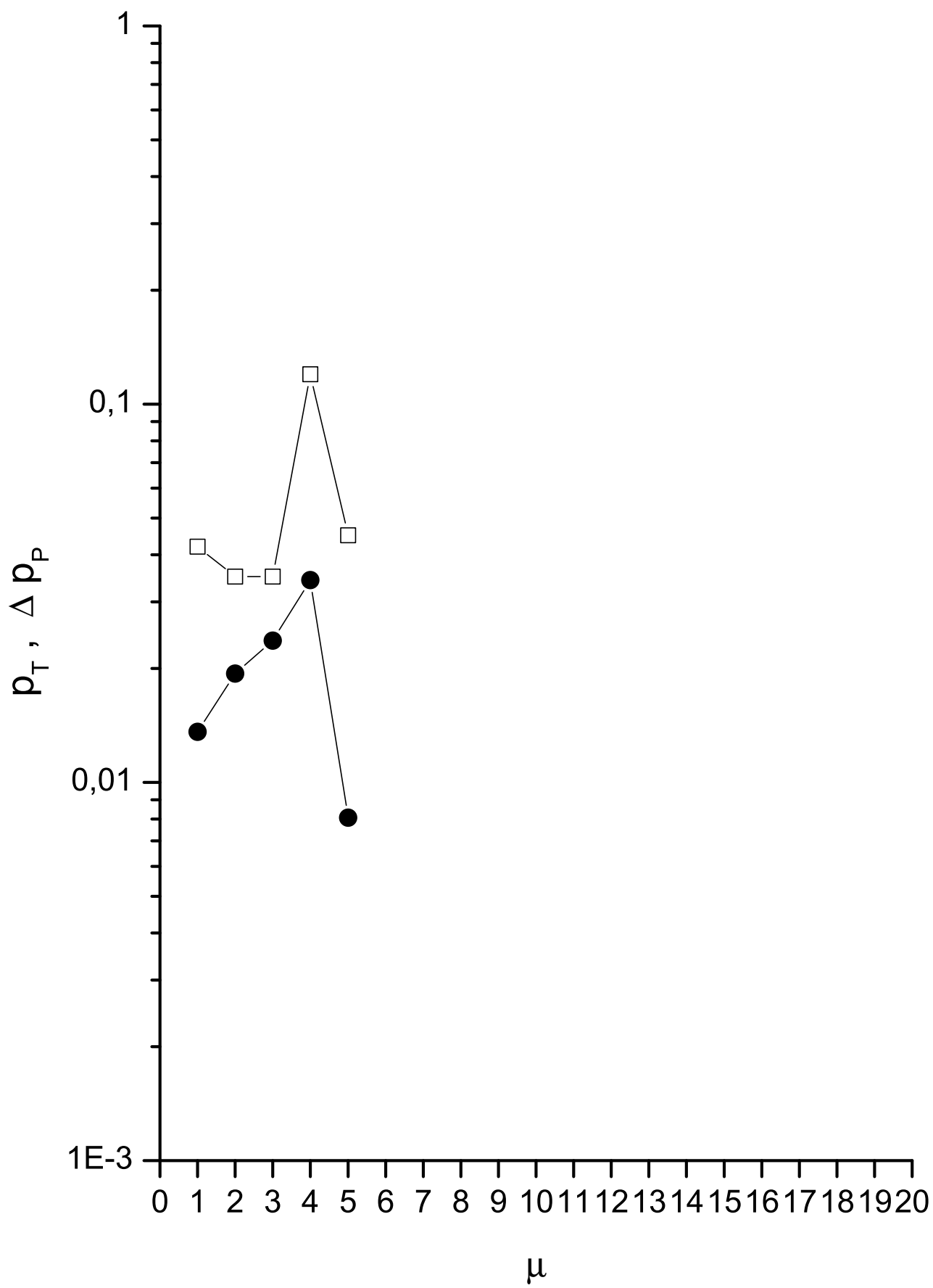


Fig.4

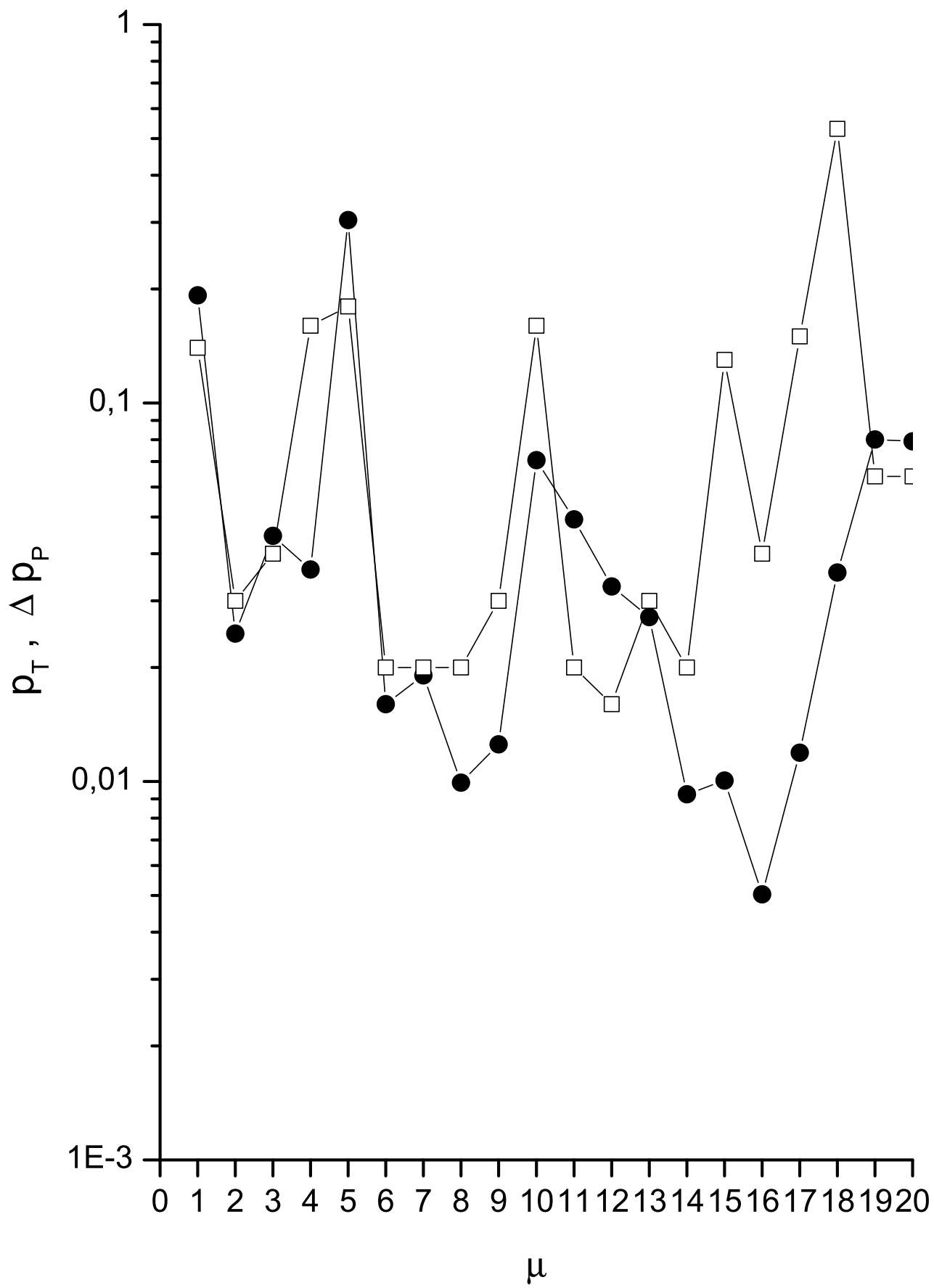


Fig.5