

Partonic effects on high-order anisotropic flows in relativistic heavy-ion collisions

Lie-Wen Chen,^{1,*} C. M. Ko,¹ and Zi-Wei Lin²

¹*Cyclotron Institute and Physics Department,
Texas A&M University, College Station, Texas 77843-3366*

²*Physics Department, Ohio State University, Columbus, Ohio 43210*

(Dated: February 9, 2020)

Abstract

High-order anisotropic flows v_4 and v_6 in heavy ion collisions at the Relativistic Heavy Ion Collider are studied in a multiphase transport model that has previously been used successfully for describing the elliptic flow v_2 in these collisions. We find that the same parton scattering cross section of about 10 mb used in explaining the measured v_2 can also reproduce the recent data on v_4 and v_6 from Au + Au collisions at $\sqrt{s} = 200$ AGeV. It is further found that the v_4 is a more sensitive probe of the initial partonic dynamics in these collisions than v_2 , and that the high-order partonic anisotropic flows are important for generating the observed high-order hadronic anisotropic flows. The partonic high-order anisotropic flows are found to satisfy the scaling relation $v_n(p_T) \sim v_2^{n/2}(p_T)$, which then leads naturally to the observed similar scaling relation between hadron anisotropic flows when the coalescence model is used to describe hadron production from the partonic matter.

PACS numbers: 25.75.Ld, 24.10.Lx

*On leave from Department of Physics, Shanghai Jiao Tong University, Shanghai 200030, China

I. INTRODUCTION

The azimuthal anisotropy of hadron momentum distributions in the transverse plane perpendicular to the beam direction, particularly the lower-order elliptic flow v_2 , has been extensively studied in heavy ion collisions at various energies [1]. Since the hadron transverse momentum anisotropy is generated from the pressure anisotropy in the initial compressed matter formed in non-central heavy ion collisions [2, 3], its magnitude is thus sensitive to the properties of this matter. This sensitivity not only exists in the larger elliptic flow [4, 5, 6, 7, 8, 9] but also in the smaller higher-order anisotropic flows [10, 11, 12]. Recently, higher-order anisotropic flows v_4 , v_6 , and v_8 in heavy ion collisions at the Relativistic Heavy Ion Collider (RHIC) were studied in more detail using the hydrodynamical model [13], and it was suggested that the v_4 could also provide important information on the collision dynamics during the early stage. Although the hadron anisotropic flows become increasingly smaller with increasing higher orders, recent experimental results from the STAR Collaboration [14] have demonstrated that they are still measurable.

In the present work, the high-order anisotropic flows v_2 , v_4 , and v_6 in heavy ion collisions at RHIC will be studied in a multiphase transport (AMPT) model that includes both initial partonic and final hadronic interactions [15, 16]. Using the version with string melting, i.e., allowing the conversion of hadrons that are expected to be formed from initial strings to their valence quarks and antiquarks [17, 18, 19], we find that a parton scattering cross section of about 10 mb can reproduce approximately the recent data from Au + Au collisions at $\sqrt{s} = 200$ AGeV. Our results show that v_4 is indeed a more sensitive probe of the initial partonic dynamics in relativistic heavy ion collisions than the v_2 . They further show that the scaling relation $v_n(p_T) \sim v_2^{n/2}(p_T)$ among parton anisotropic flows is satisfied, and the observed similar scaling relation between hadron anisotropic flows can be understood in the quark coalescence model for hadron production from the partonic matter. Moreover, we find that the parton v_4 is important for understanding the measured hadron v_4 .

II. THE AMPT MODEL

The AMPT model is a hybrid model that uses minijet partons from hard processes and strings from soft processes in the HIJING model [20] as the initial conditions for modeling

heavy ion collisions at ultra-relativistic energies. Time evolution of resulting minijet partons is then modeled by the ZPC [21] parton cascade model. At present, this model includes only parton-parton elastic scatterings with an in-medium cross section given by:

$$\frac{d\sigma_p}{dt} = \frac{9\pi\alpha_s^2}{2} \left(1 + \frac{\mu^2}{s}\right) \frac{1}{(t - \mu^2)^2}, \quad (1)$$

where the strong coupling constant α_s is taken to be 0.47, and \hat{s} and \hat{t} are the usual Mandelstam variables. The effective screening mass μ depends on the temperature and density of the partonic matter but is taken as a parameter in ZPC for fixing the magnitude and angular distribution of parton scattering cross section. After these minijet partons stop interacting, they are combined with their parent strings, as in the HIJING model with jet quenching, to fragment into hadrons using the Lund string fragmentation model as implemented in the PYTHIA routine [22]. The final-state hadronic scatterings are then modeled by the ART model [23].

The default AMPT model [15] has been quite successful in describing the measured rapidity distributions of charge particles, particle to antiparticle ratios, and the spectra of low transverse momentum pions and kaons [16] in heavy ion collisions at the Super Proton Synchrotron (SPS) and RHIC. Since the initial energy density in Au + Au collisions at RHIC is much larger than the critical energy density at which the hadronic matter to quark-gluon plasma transition would occur [24, 25], the AMPT model has been extended to convert the initial excited strings into partons [17]. In this string melting scenario, hadrons, that would have been produced from string fragmentation, are converted instead to valence quarks and/or antiquarks. Interactions among these partons are again described by the ZPC parton cascade model. The transition of the partonic matter to the hadronic matter is, however, achieved using a simple coalescence model, which combines two nearest partons into mesons and three nearest partons into baryons or anti-baryons that are close to the invariant mass of these partons. Using parton scattering cross sections of 6-10 mb, the extended AMPT model is able to reproduce both the centrality and transverse momentum (below 2 GeV/c) dependence of the elliptic flow [17] and pion interferometry [18] measured in Au+Au collisions at $\sqrt{s} = 130$ AGeV at RHIC [26, 27]. This latter version of the AMPT model with string meltings will be used in the following to study hadron anisotropic flows in heavy ion collisions at RHIC.

III. ANISOTROPIC FLOWS

Hadron anisotropic flows v_n are the Fourier coefficients in the decomposition of their transverse momentum spectra in the azimuthal angle ϕ with respect to the reaction plane [28], i.e.,

$$E \frac{d^3 N}{dp^3} = \frac{1}{2\pi} \frac{dN}{p_T dp_T dy} \left[1 + \sum_{n=1}^{\infty} 2v_n(p_T, y) \cos(n\phi) \right] \quad (2)$$

Because of the symmetry $\phi \leftrightarrow -\phi$ in the collision geometry, no sine terms appear in the above expansion. For hadrons at midrapidity in collisions with equal mass nuclei, which will be considered in the present study, anisotropic flows of odd orders vanish as a result of the symmetry $\phi \leftrightarrow \phi + \pi$. The anisotropic flows generally depend on the transverse momentum and rapidity, and for a given rapidity the anisotropic flows at transverse momentum p_T can be evaluated from

$$v_n(p_T) = \langle \cos(n\phi) \rangle, \quad (3)$$

where $\langle \dots \rangle$ denotes average over the azimuthal distribution of particles with transverse momentum p_T . The anisotropic flows v_n can further be expressed in terms of following single-particle averages:

$$v_2(p_T) = \left\langle \frac{p_x^2 - p_y^2}{p_T^2} \right\rangle \quad (4)$$

$$v_4(p_T) = \left\langle \frac{p_x^4 - 6p_x^2 p_y^2 + p_y^4}{p_T^4} \right\rangle \quad (5)$$

$$v_6(p_T) = \left\langle \frac{p_x^6 - 15p_x^4 p_y^2 + 15p_x^2 p_y^4 - p_y^6}{p_T^6} \right\rangle \quad (6)$$

$$v_8(p_T) = \left\langle \frac{p_x^8 - 28p_x^6 p_y^2 + 70p_x^4 p_y^4 - 28p_x^2 p_y^6 + p_y^8}{p_T^8} \right\rangle \quad (7)$$

where p_x and p_y are the x - and y - components of the momentum of a particle.

Since the AMPT model also provides information on the spatial anisotropy of colliding matter, which is responsible for generating the momentum anisotropic flows, it is of interest to introduce the spatial anisotropic coefficient s_n by expressions similar to those for the anisotropic flows v_n but in terms of the spatial distributions of particles in the transverse plane.

Using the AMPT model in the string melting scenario with parton scattering cross sections $\sigma_p = 3$ and 10 mb, we have studied the time evolution of s_n and v_n of partons in the midrapidity from Au + Au collisions at $\sqrt{s} = 200$ AGeV and $b = 8$ fm, and they are

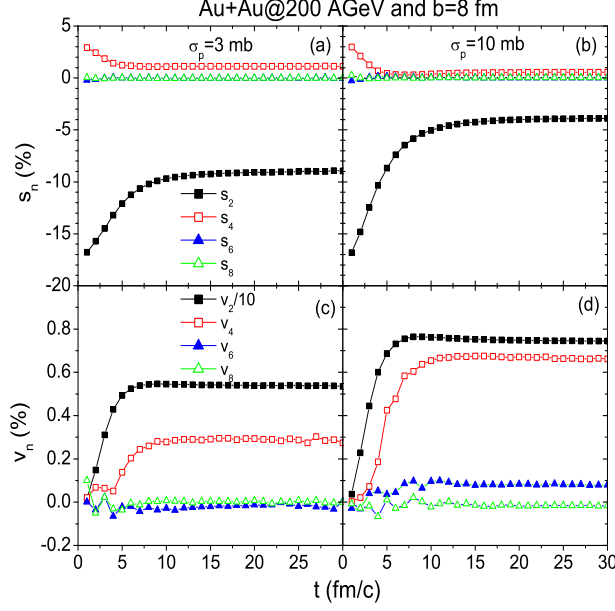


FIG. 1: (Color online) Time evolution of spatial anisotropic coefficients s_n and anisotropic flows v_n of partons in midrapidity from Au + Au collisions at $\sqrt{s} = 200$ AGeV and $b = 8$ fm for parton scattering cross sections $\sigma_p = 3$ mb (left panels) and $\sigma_p = 10$ mb (right panels).

shown in Fig. 1. The spatial anisotropic coefficients s_n at a given time t are evaluated using parton positions at their last interactions before this time as in Ref.[17]. In this way, the final values of s_n are given by the parton spatial distributions at freeze out. Similarly, the final values of v_n are determined by the parton transverse momentum distributions at freeze out, when they are converted to hadrons in the AMPT model by coalescence. It is seen from Figs. 1(a) and (b) that the spatial elliptic deformation (the magnitude of s_2) is initially large and decreases with time. It reaches a saturation value at about 10-15 fm/c for both parton scattering cross sections. The same behavior is observed for the fourth-order spatial anisotropic coefficient s_4 except that it reaches the saturation value earlier at about 5 fm/c. The higher-order spatial anisotropic coefficients s_6 and s_8 are essentially zero. The nonzero spatial anisotropic coefficients s_n imply that the partonic spatial distribution is nonspherical at freeze out. We note that the larger parton scattering cross section results in a smaller spatial deformation at freeze-out.

The time evolution of the momentum anisotropic flows v_n is shown in Figs. 1(c) and (d) for the two parton scattering cross sections of 3 and 10 mb, respectively. The elliptic flow v_2 is seen to saturate earlier in the collisions, i.e., at about 7 fm/c. This is similar for

both parton scattering cross sections, except that the larger one leads to a larger elliptic flow. As to v_4 , its value reaches its final value at a later time than that for v_2 , i.e., about 10 fm/ c , which may be due to the fact that the parton v_2 also affects its v_4 . For other higher-order momentum anisotropic coefficients, the v_6 is very small, having a magnitude less than 0.1% for both parton scattering cross sections, while v_8 is essentially zero. An interesting result predicted by the AMPT model is that the v_4 is more sensitive to the parton cross section than the v_2 . For instance, the final values of v_2 and v_4 are about 5.4% and 0.29% , respectively, for $\sigma_p = 3$ mb, and they are increased to about 7.5% and 0.67% , respectively, for $\sigma_p = 10$ mb. Therefore, the v_4 is enhanced by a factor of about 2.3 while the v_2 is only enhanced by a factor of about 1.4, when the parton cross section is increased by a factor of about 3.

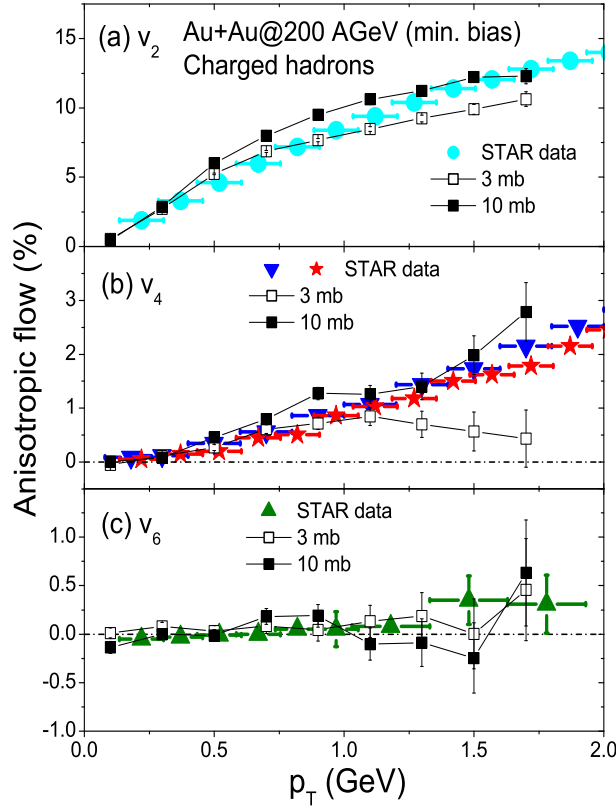


FIG. 2: (Color online) The minimum bias values of anisotropic flows v_2 (a), v_4 (b), and v_6 (c) for all charged hadrons in the pseudorapidity range $|\eta| < 1.2$ from Au + Au collisions at $\sqrt{s} = 200$ AGeV as functions of transverse momentum p_T for parton scattering cross sections $\sigma_p = 3$ (open squares) and 10 (solid squares) mb. The experimental data are from the STAR Collaboration [14].

The minimum bias values of anisotropic flows v_n for all charged hadrons in the pseudo-rapidity range $|\eta| < 1.2$ from Au + Au collisions at $\sqrt{s} = 200$ AGeV are shown in Fig. 2 as functions of transverse momentum p_T with parton scattering cross sections $\sigma_p = 3$ and 10 mb. Also included in Fig. 2 are recent experimental data from the STAR collaboration [14]. It is seen that the parton scattering cross section $\sigma_p = 3$ underestimates the data at higher p_T (> 1 GeV/c) while $\sigma_p = 10$ mb seems to give a better fit to the data. The values of v_6 are in agreement with the data within error bars, although they are essentially zero. Again, v_4 exhibits a stronger sensitivity to the parton cross section than v_2 , especially at higher p_T . Therefore, the v_4 provides a more sensitive probe of the initial partonic dynamics in relativistic heavy ion collisions than the v_2 .

IV. SCALINGS IN ANISOTROPIC FLOWS

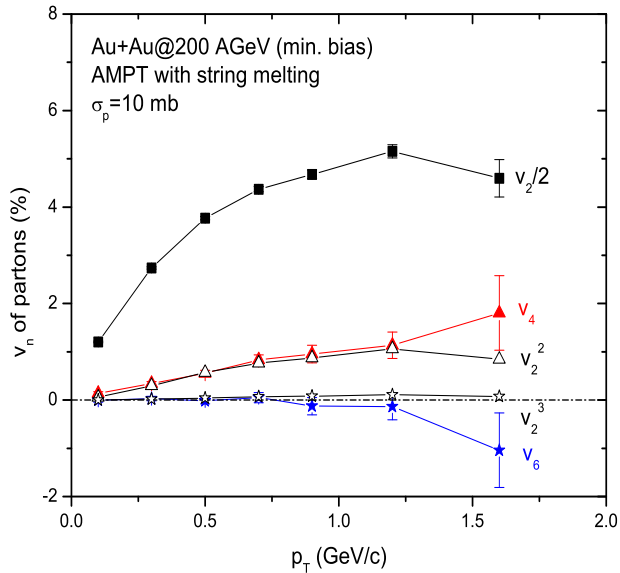


FIG. 3: (Color online) p_T dependence of midrapidity parton anisotropic flows v_2 , v_4 and v_6 from minimum bias events for Au + Au at $\sqrt{s} = 200$ AGeV with parton scattering cross section 10 mb. Also plotted are v_2^2 (open triangles) and v_2^3 (open stars).

The experimental data indicate that there is a scaling relation among hadron anisotropic flows, i.e., $v_n(p_T) \sim v_2^{n/2}(p_T)$ [14]. Since the hadron anisotropic flows are mainly generated during the early stage of heavy ion collisions when partonic effects are important, it is of interest to see if there is a similar scaling relation for the parton anisotropic flows. In Fig.

3, we show the p_T dependence of the anisotropic flows v_2 , v_4 and v_6 of midrapidity partons from minimum bias events in Au + Au collisions at $\sqrt{s} = 200$ AGeV for a parton scattering cross section of 10 mb. Also shown in Fig. 3 are v_2^2 (open triangles) and v_2^3 (open stars). The scaling relation, i.e., $v_n(p_T) \sim v_2^{n/2}(p_T)$ is seen to be well satisfied by the parton anisotropic flows given by the AMPT transport model.

The above result thus suggests that the scaling relations among hadron anisotropic flows may be due to the underlying scaling relations among partons. This connection can be understood qualitatively from the quark coalescence model [29, 30, 31, 32], particularly the naive quark coalescence model of Ref.[33]. In the latter model, hadrons of transverse momentum p_T are formed from quarks and/or antiquarks of transverse momentum $p_T/2$ if they are mesons and of transverse momentum $p_T/3$ if they are baryons. As a result, the anisotropic flows of mesons ($v_{n,M}$) and baryons ($v_{n,B}$) are related to those $v_{n,q}$ of quarks and antiquarks by

$$\begin{aligned} v_{2,M}(2p_T) &= 2 \frac{v_{2,q} + v_{2,q}v_{4,q} + v_{4,q}v_{6,q}}{1 + 2(v_{2,q}^2 + v_{4,q}^2 + v_{6,q}^2)}, \\ v_{4,M}(2p_T) &= \frac{2v_{4,q} + v_{2,q}^2 + 2v_{2,q}v_{6,q}}{1 + 2(v_{2,q}^2 + v_{4,q}^2 + v_{6,q}^2)}, \\ v_{6,M}(2p_T) &= 2 \frac{v_{6,q} + v_{2,q}v_{4,q}}{1 + 2(v_{2,q}^2 + v_{4,q}^2 + v_{6,q}^2)}, \end{aligned} \quad (8)$$

and

$$\begin{aligned} v_{2,B}(3p_T) &= 3 \frac{2v_{2,q}v_{4,q} + v_{2,q} + v_{2,q}^2v_{6,q} + v_{2,q}^3 + v_{4,q}^2v_{6,q} + 2v_{2,q}v_{6,q}^2 + 2v_{2,q}v_{4,q}^2 + 2v_{4,q}v_{6,q}}{1 + 6(v_{2,q}^2 + v_{4,q}^2 + v_{6,q}^2 + v_{2,q}^2v_{4,q} + 2v_{2,q}v_{4,q}v_{6,q})}, \\ v_{4,B}(3p_T) &= 3 \frac{2v_{2,q}^2v_{4,q} + v_{2,q}^2 + v_{4,q}^3 + 2v_{2,q}v_{4,q}v_{6,q} + v_{4,q} + 2v_{2,q}v_{6,q} + 2v_{4,q}v_{6,q}^2}{1 + 6(v_{2,q}^2 + v_{4,q}^2 + v_{6,q}^2 + v_{2,q}^2v_{4,q} + 2v_{2,q}v_{4,q}v_{6,q})}, \\ v_{6,B}(3p_T) &= \frac{6v_{2,q}^2v_{6,q} + 3v_{2,q}v_{4,q}^2 + 3v_{6,q}^3 + 6v_{4,q}^2v_{6,q} + 3v_{6,q} + 6v_{2,q}v_{4,q} + v_{2,q}^3}{1 + 6(v_{2,q}^2 + v_{4,q}^2 + v_{6,q}^2 + v_{2,q}^2v_{4,q} + 2v_{2,q}v_{4,q}v_{6,q})}, \end{aligned} \quad (9)$$

where $v_{2,q}$, $v_{4,q}$ and $v_{6,q}$ are the quark anisotropic flows at transverse momentum p_T . In deriving the above equations, we have assumed that quark anisotropic flows with orders higher than $v_{8,q}$ are zero.

If all quark anisotropic flows are small as given by the AMPT model, the above equations can be simplified to

$$\begin{aligned} v_{2,M}(2p_T) &\approx 2v_{2,q}, \\ v_{4,M}(2p_T) &\approx 2v_{4,q} + v_{2,q}^2, \\ v_{6,M}(2p_T) &\approx 2(v_{6,q} + v_{2,q}v_{4,q}), \end{aligned} \quad (10)$$

and

$$\begin{aligned}
v_{2,B}(3p_T) &\approx 3v_{2,q}, \\
v_{4,B}(3p_T) &\approx 3(v_{2,q}^2 + v_{4,q}), \\
v_{6,B}(3p_T) &\approx 3v_{6,q} + 6v_{2,q}v_{4,q} + v_{2,q}^3,
\end{aligned} \tag{11}$$

Taking ratios among above equations then leads to the following relations:

$$\frac{v_{4,M}(2p_T)}{v_{2,M}^2(2p_T)} \approx \frac{1}{4} + \frac{1}{2} \frac{v_{4,q}}{v_{2,q}^2}, \tag{12}$$

$$\frac{v_{6,M}(2p_T)}{v_{2,M}^3(2p_T)} \approx \frac{1}{4} \left(\frac{v_{6,q}}{v_{2,q}^3} + \frac{v_{4,q}}{v_{2,q}^2} \right), \tag{13}$$

$$\frac{v_{4,B}(3p_T)}{v_{2,B}^2(3p_T)} \approx \frac{1}{3} \left(1 + \frac{v_{4,q}}{v_{2,q}^2} \right), \tag{14}$$

$$\frac{v_{6,B}(3p_T)}{v_{2,B}^3(3p_T)} \approx \frac{1}{27} \left(1 + 6 \frac{v_{4,q}}{v_{2,q}^2} + 3 \frac{v_{6,q}}{v_{2,q}^3} \right). \tag{15}$$

If quark anisotropy flows satisfy the scaling relation $v_{n,q}(p_T) \sim v_{2,q}^{n/2}(p_T)$ as predicted by the AMPT model, then we have the following scaling relations among hadron anisotropic flows:

$$\frac{v_{4,M}(2p_T)}{v_{2,M}^2(2p_T)} \approx \frac{3}{4}, \quad \frac{v_{6,M}(2p_T)}{v_{2,M}^3(2p_T)} \approx \frac{1}{2}, \tag{16}$$

$$\frac{v_{4,B}(3p_T)}{v_{2,B}^2(3p_T)} \approx \frac{2}{3}, \quad \frac{v_{6,B}(3p_T)}{v_{2,B}^3(3p_T)} \approx \frac{10}{27}. \tag{17}$$

These results thus show that the scaling relation $v_n(p_T) \sim v_2^{n/2}(p_T)$ for the hadron anisotropic flows is a natural result of the quark coalescence model if the scaling relation is also satisfied on the parton level.

From the quark coalescence model, we can also study how the parton anisotropic flows influence the hadron anisotropic flows. For example, Eq. (10) indicates that the meson v_4 is determined by the quark v_2 and v_4 , and the latter is dominant (2/3) if $v_{n,q}(p_T) \sim v_{2,q}^{n/2}(p_T)$. Similarly, the meson v_6 is determined by the quark v_2 , v_4 and v_6 (see Eq.(10)), and the quark v_6 contributes half of the meson v_6 if $v_{n,q}(p_T) \sim v_{2,q}^{n/2}(p_T)$. Therefore, the “intrinsic” (parton) anisotropic flows v_n are important for the meson v_n . Similarly, we find from Eq. (11) that the “intrinsic” contributions are 50% and 30%, respectively, for baryon v_4 and v_6 if $v_{n,q}(p_T) \sim v_{2,q}^{n/2}(p_T)$.

V. SUMMARY

In summary, using a multiphase transport (AMPT) model in the string melting scenario, we have studied the high-order anisotropic flows v_2 , v_4 , and v_6 of both partons and hadrons in heavy ion collisions at RHIC. We find that a parton scattering cross section of about 10 mb can reproduce approximately the recent data from Au + Au collisions at $\sqrt{s} = 200$ AGeV. Our results show that the v_4 is a more sensitive probe of the initial partonic dynamics in these collisions than the v_2 and that the parton anisotropic flows satisfy the scaling relation $v_n(p_T) \sim v_2^{n/2}(p_T)$. Using the quark coalescence model, we find that the parton scaling relation leads naturally to the observed similar scaling relation among hadron anisotropic flows and that the parton intrinsic v_4 has an important effect on the value of hadron v_4 .

Acknowledgments

We thank Vincenzo Greco, Peter Kolb and Ralf Rapp for useful discussions. This paper was based on work supported by the U.S. National Science Foundation under Grant No. PHY-0098805 and the Welch Foundation under Grant No. A-1358. L.W.C. was also supported by the National Natural Science Foundation of China under Grant No. 10105008.

-
- [1] W. Reisdorf and H. G. Ritter, Ann. Rev. Nucl. Part. Sci. **47**, 663 (1997).
 - [2] J. Barrette et al. [E877 Collaboration], Phys. Rev. Lett. **73**, 2532 (1994).
 - [3] H. Appelshauser et al. [NA49 Collaboration], Phys. Rev. Lett. **80**, 4136 (1998).
 - [4] J.Y. Ollitrault, Phys. Rev. D **46**, 229 (1992).
 - [5] H. Sorge, Phys. Lett. **B402**, 251 (1997); Phys. Rev. Lett. **78**, 2309 (1997); Phys. Rev. Lett. **82**, 2048 (1999).
 - [6] P. Danielewicz, R. A. Lacey, P. B. Gossiaux, C. Pinkenburg, P. Chung, J. M. Alexander and R. L. McGrath, Phys. Rev. Lett. **81**, 2438 (1998).
 - [7] B. Zhang, M. Gyulassy and C. M. Ko, Phys. Lett. **B455**, 45 (1999)
 - [8] Y. Zheng, C. M. Ko, B. A. Li and B. Zhang, Phys. Rev. Lett. **83**, 2534 (1999).
 - [9] S. A. Voloshin, Nucl. Phys. **A715**, 379c (2003).
 - [10] P.F. Kolb, J. Sollfrank, and U. Heinz, Phys. Lett. **B459**, 667 (1999)

- [11] D. Teaney and E.V. Shuryak, Phys. Rev. Lett. **83**, 4951 (1999);
- [12] P.F. Kolb, J. Sollfrank, and U. Heinz, Phys. Rev. C **62**, 054909 (2000).
- [13] P. F. Kolb, Phys. Rev. C **68**, 031902 (R) (2003) [nucl-th/0306081].
- [14] J. Adams et al. [STAR Collaboration], [nucl-ex/0310029].
- [15] B. Zhang, C. M. Ko, B. A. Li and Z. W. Lin, Phys. Rev. C **61**, 067901 (2000).
- [16] Z. W. Lin, S. Pal, C. M. Ko, B. A. Li, and B. Zhang, Phys. Rev. C **64**, 011902 (2001); Nucl. Phys. **A698**, 375 (2002).
- [17] Z. W. Lin and C. M. Ko, Phys. Rev. C **65**, 034904 (2002).
- [18] Z. W. Lin, C. M. Ko and S. Pal, Phys. Rev. Lett. **89**, 152301 (2002).
- [19] C.M. Ko, Z.W. Lin, and S. Pal, Heavy Ion Phys. **17**, 219 (2003).
- [20] X. N. Wang and M. Gyulassy, Phys. Rev. D **44**, 3501 (1991).
- [21] B. Zhang, Comput. Phys. Commun. **109**, 193 (1998).
- [22] T. Sjostrand, Comput. Phys. Commun. **82**, 74 (1994).
- [23] B. A. Li and C. M. Ko, Phys. Rev. C **52**, 2037 (1995); B.A. Li, A.T. Sustich, B. Zhang, and C.M. Ko, Int. Jour. Phys. E **10**, 267-352 (2001).
- [24] D. Kharzeev and M. Nardi, Phys. Lett. **B507**, 121 (2001).
- [25] B. Zhang, C. M. Ko, B. A. Li, Z. W. Lin, and B. H. Sa, Phys. Rev. C **62**, 054905 (2000).
- [26] K. H. Ackermann et al., STAR Collaboration, Phys. Rev. Lett. **86**, 402 (2001).
- [27] C. Adler et al., STAR Collaboration, Phys. Rev. Lett. **87**, 082301 (2001).
- [28] A. M. Poskanzer and S. A. Voloshin, Phys. Rev. C **58**, 1671 (1998).
- [29] T.S. Biró et al., Phys. Lett. **B347**, 6 (1995); *ibid.* **472**, 243 (2002); Phys. Rev. C **59**, 1574 (1999); P. Csizmadia and P. Lévai, Phys. Rev. C **61**, 031903 (2000).
- [30] V. Greco, C.M. Ko, and P. Lévai, Phys. Rev. Lett. **90**, 202302 (2003); Phys. Rev. C **68**, 034904 (2003).
- [31] R.C. Hwa and C.B. Yang, Phys. Rev. C **67**, 034902 (2003); 064902 (2003).
- [32] R.J. Fries, B. Müller, C. Nonaka, and S.A. Bass, Phys. Rev. Lett. **90**, 202303 (2003); Phys. Rev. C **68**, 044902(2003).
- [33] D. Molnar and S. A. Voloshin, Phys. Rev. Lett. **91**, 092301 (2003).