

Centrality dependence of high p_T suppression in Au+Au collisions suggest quark matter formation

A . K . Chaudhuri
Variable Energy Cyclotron Centre
1/AF, Bidhan Nagar, Kolkata – 700 064

In a pQCD-based model, we have analyzed the STAR data on the high p_T suppression of charged hadrons, in Au+Au collisions at $\sqrt{s} = 200$ GeV. In the jet quenching or the energy loss picture, p_T spectra of charged hadrons as well as the p_T dependence of nuclear modification factor, in all the centrality ranges, are well explained, with nearly a constant relative energy loss, $E/E = 0.56 \pm 0.03$. Centrality independence of relative energy loss indicate that the matter produced in central and in peripheral collisions are different, otherwise relative energy loss would have shown strong centrality dependence. Qualitatively, centrality independence of relative energy loss can be understood, if in central Au+Au collisions deconfined matter is produced and then matter remain confined in peripheral collisions.

I. INTRODUCTION

One of the predictions of quantum chromodynamics is the possible existence of a deconfined state of quarks and gluons. In relativistic heavy ion collisions, under certain conditions (sufficiently high energy density and temperature) ordinary hadronic matter (where quarks and gluons are confined) can undergo a phase transition to a deconfined matter, commonly known as quark gluon plasma (QGP). Over the years, nuclear physicists are trying to produce and detect this new phase of matter, first at CERN SPS and now at Relativistic Heavy Ion Collider (RHIC). Recently STAR collaboration has measured inclusive charged hadron yield from Au+Au and from p+p collisions at $\sqrt{s} = 200$ GeV [1]. The data are of high precision and cover a broader p_T range than previous measurements. It is observed that hadron production in Au+Au collisions, scaled by the average number of binary collisions, is suppressed with respect to pp collisions, suppression being more in central collisions than in peripheral collisions. What is more interesting is the absence of such suppression in d+Au collisions at the same energy [2]. We note that other RHIC experiments (PHENIX, BHRMS and PHOBOS) also observed similar phenomena, i.e. large suppression of high p_T in Au+Au collisions and its absence in d+Au collisions. It has created an excitement in nuclear physics community, as a possible signature, if not of QGP, of creation of highly dense matter in central Au+Au collisions.

One of the explanation offered for the high p_T suppression at RHIC is the jet quenching [3]. In the fragmentation picture [4], the single parton spectrum is convoluted with the probability for a parton i to hadronize into a hadron h , which carries a fraction $z < 1$ of the momentum of the parent parton. Unlike in pp collisions, in AA collisions, partons produced in initial hard scattering suffer energy loss as they travel through a dense colored medium (possible quark matter). As a result, at the time of fragmentation to hadrons, the partons have less energy and produces less hadrons than would have otherwise. If in central collisions, more dense matter are produced than in peripheral collisions, partons will suffer more energy loss in central than in peripheral collisions. Consequently high p_T production will be suppressed more in central than in peripheral collisions, in agreement with the experimental observation.

In the present letter, using the jet-quenching picture, we have analyzed the STAR data on high p_T suppression. Details of our analysis is given below. p_T spectra of charged hadrons as well as the p_T dependence of the nuclear modification factor, in all the centrality ranges, are well explained with nearly a constant value for the relative energy loss (E/E) of partons. Nearly constant E/E in all the centrality ranges, contradict the speculation that in central collisions, more dense matter is produced than in peripheral collisions. However, above argument, i.e. more energy loss in dense matter is flawed. Simple Glauber model calculation indicate that, due to geometric effects only, even in normal nuclear matter, energy loss is many times larger in central than in peripheral collisions. Comparison of the extracted energy loss with the Glauber model calculation suggest that the centrality independence of energy loss of partons can be understood if the interaction cross section of partons, in the medium produced in central collisions, is less than in the medium produced in peripheral collisions. Such a situation can arise if deconfined matter is produced in central and not in peripheral collisions.

II. PQCD MODEL FOR HADRON PRODUCTION

Details of high p_T hadron production in pp collisions could be found in [5]. In pQCD model, the differential cross section for production of a hadron h with transverse momentum q_T , at rapidity y , in pp collisions can be written as,

$$\frac{d^{pp \rightarrow hX}}{dq_T^2 dy} = K J(m_T; y) \int_{-Z}^Z \frac{dz}{z^2} \int_{-Y_2}^{Y_2} dy_2 \sum_{i,j} \sum_{k,l} \frac{1}{1 + \frac{q_T}{p_0}} \frac{1}{1 + \frac{q_T}{p_0}} \quad (1)$$

$$f_{x_1} f_{i=A}(x_1; Q^2) x_2 f_{j=B}(x_2; Q^2) \frac{d^{ij \rightarrow kl}}{d\hat{t}}(\hat{s}; \hat{t}; \hat{u}) D_{k \rightarrow h}(z; z^2) + \frac{d^{ij \rightarrow kl}}{d\hat{t}}(\hat{s}; \hat{t}; \hat{u}) D_{l \rightarrow h}(z; z^2)$$

$$+ x_1 f_{j=A}(x_1; Q^2) x_2 f_{i=B}(x_2; Q^2) \frac{d^{ij \rightarrow kl}}{d\hat{t}}(\hat{s}; \hat{t}; \hat{u}) D_{k \rightarrow h}(z; z^2) \frac{d^{ij \rightarrow kl}}{d\hat{t}}(\hat{s}; \hat{t}; \hat{u}) D_{l \rightarrow h}(z; z^2) g$$

Details of the equation can be found in [5]. For the partonic collisions $ij \rightarrow kl$, x_1 and x_2 are the fractional momentum of the colliding partons i and j , $x_{1,2} = \frac{p_{T,2}}{p_{T,1}} (e^{y_1} + e^{y_2})$, y_1 and y_2 being the rapidities of the two final state partons k and l . For the parton distribution, $f(x; Q^2)$, we have used the CTEQ5L parton distribution, with the factorization scale $Q^2 = p_T^2$. In Eq.1, $d^{ab \rightarrow cd}/d\hat{t}$ is the subprocess cross-section. Only 8 subprocesses contribute, they are listed in [6]. $D_h(z; z^2)$ is the fragmentation function for the final state partons. Fragmentation functions are defined as energy fraction distribution $1 = \int_0^1 d^h = dx$ for the hadron h in the reaction $e^+ + e^- \rightarrow h + X$. They are not calculable, as formation of hadrons is non-perturbative. What is done in practice is to assume a form for the fragmentation function and fit experimental data on hadron production in e^+e^- collisions. Fragmentation functions are scale dependent. Effect of increasing scale is to shift the fragmentation function towards lower values of z . Knowing the fragmentation function at some scale, it is possible to obtain it at any other scale using Gribov-Lipatov-Altarelli-Parisi (GLAP) equation. In the present calculation, we have used KPP parameterization [7] with fragmentation scale Q_T^2 , the hadron momentum. The initial KPP distributions were evolved according to GLAP equation to obtain it at any other scale.

The integration region for y_2 , $\ln(\frac{p_{T,2}}{p_{T,1}} e^{y_1}) < y_2 < \ln(\frac{p_{T,2}}{p_{T,1}} e^{y_1})$, is over the whole phase space, whereas that for z is

$$\frac{2m_T}{p_{T,1}} \cosh y_2 \leq z \leq \ln[1; \frac{q_T}{p_0} J(m_T; y)] \quad (2)$$

with, $J(m_T; y) = (1 - \frac{m_T^2}{m_T^2 \cosh y})^{-1}$. p_0 is the cut off used to regulate infrared singularity. It is a parameter and in the present work we have used $p_0 = 1.0$ GeV.

For AA collision, following the standard procedure, hadron spectra could be obtained as,

$$\frac{d^{AA \rightarrow hX}}{d^2 q_T dy} = \int_{b_1}^{b_2} d^2 b d^2 s T_A(b-s) T_B(s) \frac{d^{NN \rightarrow hX}}{d^2 q_T dy} \quad (3)$$

The impact parameter integration ranges (b_1 and b_2) are chosen according to centrality of collisions. In this picture, all the nuclear information is contained in the thickness function, $T_A(b) = \int_0^R \rho(z) dz$. We have used Woods-Saxon form for the density $\rho(r)$,

$$\rho(r) = \frac{\rho_0}{1 + e^{(r-R)/a}} \quad (4)$$

For Au, $R = 6.38$ fm and $a = 0.535$ fm. The central density ρ_0 is obtained from the normalizing condition, $\int_0^R \rho(r) r^2 dr = A$.

Eq.3 gives the cross section for production of hadrons in AA collisions. STAR collaboration measured $dN = d^2 p_T dy$. We obtain the number distribution by dividing Eq.3 by the inelastic cross-section, $\sigma_{in} = 42$ mb, at $\sqrt{s} = 200$ GeV.

III. RESULTS

In obtaining the transverse momentum spectra for the charged hadrons, STAR collaboration counted charged K^- and p only. In Fig.1, the p_T spectra of charged hadrons, in Au+Au collisions, in different centrality ranges are shown. We have also shown the p_T spectrum in pp collisions at the same energy. In Fig.1, the solid lines are the

present model calculations. As it was in the experiment, in the calculation also, only π , K and p are included. It is well known that pQCD approach can explain the hadronic spectra in pp collisions. As shown in Fig.1, we also obtain good agreement with STAR data. However, we find that with CTEQ5L parton distribution and KPP fragmentation function, low p_T part of the spectra is not well reproduced. It is expected also, pQCD approach is supposed to work for high p_T only. We also note that we have neglected the Cronin effect for the colliding partons. Inclusion of Cronin effect will improve the fit at low p sector. However, in the present calculation, for Au+Au collisions also, we neglect the Cronin effect for the colliding partons. We are interested in high p_T hadrons. They are well explained without the Cronin effect.

In Au+Au collision, hadron production is suppressed and convolution of pp spectra with the nuclear overlap (Eq.3), predicts hadron production, many order of magnitude larger than the experimental data. As mentioned earlier, it has been suggested that the suppression may be due to jet quenching or energy loss of partons. The key element in the jet quenching picture is the fragmentation function $D_h(z; Q^2)$. Unlike in pp collisions, in AA collisions, final state partons, before fragmentation, can travel a distance (L) through nuclear matter and in the process can lose energy. Then at the time of fragmentation, it has less energy. For energy loss E , $z = E_h/E_{parton}$ in the fragmentation function is changed to $z \rightarrow \frac{z}{1 - E/E_{parton}}$. As the fragmentation functions are peaked at low z , with energy loss fragmentation will produce less number of hadrons than otherwise.

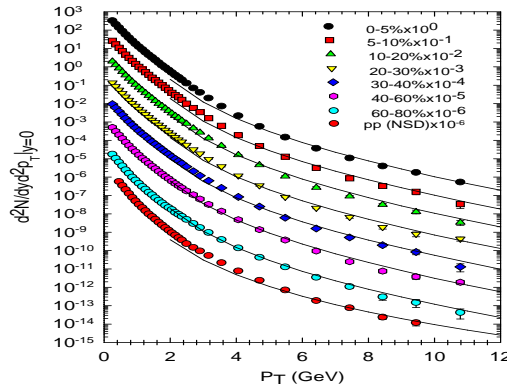


FIG. 1. The transverse momentum spectra for charged hadrons, in pp and Au+Au collisions as obtained by STAR collaboration. The lines are present model calculation.

In Fig.1, we have shown the results of our calculation in the jet quenching picture. We have assumed that in each centrality range, the average energy loss of partons (E) is constant. The relative energy loss E/E is then obtained from a fit to the tail part ($p_T > 4$ GeV) of the STAR data. It is evident from Fig.1, that with jet quenching or energy loss of partons, the p_T spectra of the charged hadrons, in Au+Au collisions, in all the centrality ranges, are well explained in the pQCD-based models.

The present model also explains the p_T dependence of the nuclear modification factor in different centrality ranges. Nuclear modification factor is defined as,

$$R_{AA} = \frac{d^2N/dp_T dy (Au + Au)}{T_{AA} d^2/dp_T dy (pp)} \quad (5)$$

In Fig.2, STAR data on the p_T dependence of R_{AA} in different centrality ranges are shown. With binary collisions scaling, the high p_T hadrons are more suppressed in central than in peripheral collisions. The present model calculations for R_{AA} is also shown in Fig.2. The spectacular STAR data on nuclear modification factors, in all the centrality ranges, are also well reproduced in the energy loss picture.

In Fig.3, we have shown the relative energy loss (E/E) extracted from the STAR data as a function of the average number of binary collisions ($\langle N_{coll} \rangle$). The centrality ranges of collisions are also indicated in the figure. It is very interesting to note that E/E vary little over the centrality ranges or with the average number of binary collisions. From the most central collisions (0-10% centrality) to the most peripheral collisions (60-80% centrality), relative energy loss changes only by 7%. In all the centrality ranges, it is approximately constant, $E/E = 0.56 \pm 0.03$. Apparently the result is perplexing. In central collisions, due to increased path length, partons suffer more energy loss than in peripheral collisions. It is then expected that E/E show variation with centrality of the collisions. Nearly constant E/E then contradict the claim that STAR high p_T suppression indicate formation of highly dense matter in central collisions. Rather a opposite scenario i.e. more dilute matter in central than in peripheral collisions, is implied. However, above argument is too simplistic. If partons lose " energy per collisions, and if p_{parton} is the mean

free path of partons, then in traversing a length L , partonic energy loss will be $E = L = \lambda_{\text{parton}}$. Nearly centrality (L) independent energy loss is then understood if λ_{parton} is larger in the medium produced in central collisions (large L) than λ_{parton} in the medium produced in peripheral collisions (small L). Since $\lambda_{\text{parton}} = 1/n$, nearly centrality independence of energy loss is also explained if interaction cross section of partons (σ) in the medium produced in central collisions is less than σ in the medium produced in peripheral collisions. Indeed, if quark matter is produced in central and not in peripheral collisions, from size considerations only, we will expect σ to be smaller in central collisions than in peripheral collisions. In other words, nearly centrality independent $E = E$, indicate formation of deconfined matter in central and confined matter in peripheral collisions.

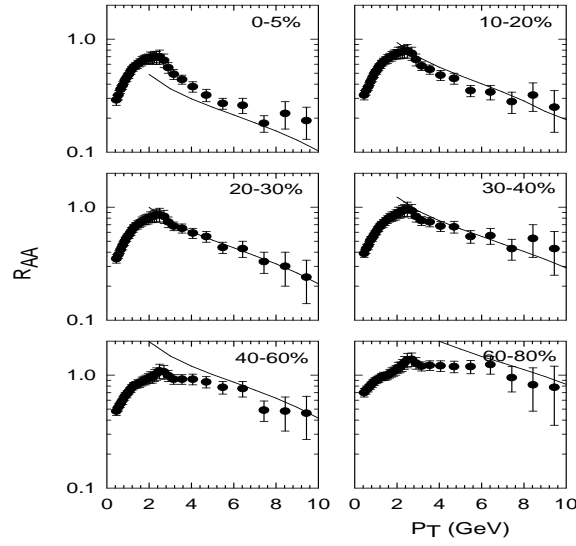


FIG. 2. STAR data on the p_T dependence of the nuclear modification factor R_{AA} , in different centrality ranges are shown. The solid lines are the present model calculations.

To understand better the centrality dependence of energy loss, we calculated the average number of collisions, suffered by a parton, in a Glauber model. At impact parameter b , the positions $(s; z)$ and $(b; s; z)$ specifies the initial hard scattering of partons. The number of collisions suffered by a parton after the initial hard scattering can be calculated as,

$$N(b; s; z; z_0) = \int_z^{Z_1} dz_A (s; z_A) + \int_{z_0}^{Z_1} dz_B (b; s; z_B) \quad (6)$$

Above expression should be averaged over all positions of initial hard scattering with a weight of the nuclear densities.

$$N(b) = \int d^2s \int dz_A (s; z) \int dz_0 \int dz_B (b; s; z; z_0) \quad (7)$$

Treating σ as a parameter, in Fig 3, we have compared the Glauber model calculation with the $E = E$ extracted from the STAR data. Glauber model calculation does not reproduce the trend of energy loss, $E = E$ increases as the centrality of collisions increases and saturates beyond certain centrality range. Even in normal nuclear matter, due to geometric effects only, partonic energy loss is more in central than in peripheral collisions. Increased energy loss not necessarily implies production of dense matter.

The extracted values of $E = E$, in most central collisions could be fitted well in the Glauber model with $\frac{\sigma}{E} = 0.68 \text{ fm}^2$, but for more peripheral collisions much larger values of $\frac{\sigma}{E}$ is required. Inability of the Glauber model calculation to fit the $E = E$ extracted from the STAR data, in all the centrality ranges, is very important. If good fit was obtained in the Glauber model, it would have meant that the matter, where partons suffer energy loss, be it in central or in peripheral collisions are the same. In other words, interesting physics was not happening. Failure of Glauber model suggests a contrary condition. i.e. the matter produced in central and in peripheral collisions are different.

As mentioned earlier, to fit the extracted energy loss, σ required to be larger in peripheral than in central collisions. Partons lose energy mainly by radiative process and average energy loss per collisions (σ) does not depend much on

the nature of the medium. The interaction cross section of partons (σ), on the other hand depends on the medium produced. Partonic size being much smaller than hadrons, from size considerations only, σ will be much larger in a confined than in a deconfined medium. Nearly centrality independent energy loss is then understood, if in central and peripheral collisions, deconfined and confined matter is created respectively. It is tempting to claim that the present analysis of STAR data on high p_T suppression indicate formation of deconfined matter in central Au+Au collisions. However, energy loss of partons is a complex phenomena. Above claim can only be made after detailed consideration of energy loss of partons in a confined and in a deconfined medium. Also we have neglected Cronin effect, partonic as well as nucleonic. Though at high p_T Cronin effect is small, nevertheless it should be included before a strong claim is made. Presently we can only say that our analysis of STAR high p_T suppression strongly indicate that the matter produced in central and in peripheral Au+Au collisions are different, the partons interact less strongly with the matter produced in central collisions, than with the matter produced in peripheral collisions. Qualitatively, the results are understood if deconfined matter is produced in central Au+Au collisions.

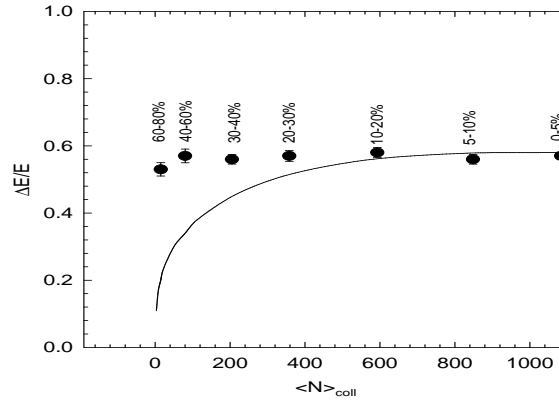


FIG. 3. Extracted $\Delta E/E$ as a function of average number of binary collisions. The solid line is the Glauber model calculation (see text).

IV. CONCLUSION

To conclude, in a pQCD-based model, we have analyzed the STAR data on high p_T suppression in Au+Au collisions. With a nearly constant relative energy loss, $\Delta E/E = 0.56 \pm 0.03$, the jet quenching or the energy loss picture, could explain the p_T spectra of charged hadrons in Au+Au collisions in all the centrality ranges. The p_T dependence of the nuclear modification factor R_{AA} , in different centrality ranges are also well explained. The nearly constant $\Delta E/E$ in all the centrality ranges strongly suggest that the matter produced in central and in peripheral Au+Au collisions are different, otherwise $\Delta E/E$ would have shown strong centrality dependence. Comparison with Glauber model calculations, suggests that, nearly centrality independent relative energy loss can be understood if the interaction cross-section of partons, is less in the medium produced in central than in the medium produced in peripheral collisions. If deconfined matter is produced in central and not in peripheral collisions, such a situation can arise. The present analysis thus suggest formation of deconfined matter in central Au+Au collisions.

e-mail: ailako@veccalernet.in

- [1] J. Adam et al, STAR Collaboration, Phys.Rev.Lett.91 (2003)172303.
- [2] J. Adam et al, STAR Collaboration, Phys.Rev.Lett.91 (2003)072304.
- [3] X.N.Wang and M.Gyulassy, Phys.Rev.Lett. 68 (1992) 1470.
- [4] J.C.Collins and D.E.Soper, Nucl.Phys.B194 (1982)445.
- [5] K.J.Eskola and H.Honkanen, Nucl.PhysA 713 (2003)167.
- [6] I.Sarcevic, S.D.Ellis and P.Carmuthers, Phys.Rev.D 40 (1989)1446.
- [7] B.A.Kniehl, G.Kramer and B.Poetter, Nucl.Phys.B 582 (2000)514.