

# Centrality dependence of high $p_T$ suppression in Au+Au collisions, dynamical or geometric effect?

A. K. Chaudhuri\*

Variable Energy Cyclotron Centre  
1/AF, Bidhan Nagar, Kolkata - 700 064

In a pQCD-based model, we have analyzed the STAR data on the high  $p_T$  suppression of charged hadrons in Au+Au collisions at  $\sqrt{s}=200$  GeV. In the jet quenching picture, with a fixed value for the relative energy loss, STAR data, in all the centrality ranges, are well explained. The model also explains the  $p_T$  dependence of the nuclear modification factor. We do not find any evidence of highly dense medium in central Au+Au collisions.

## I. INTRODUCTION

One of the predictions of quantum chromodynamics is the possible existence of a deconfined state of quarks and gluons. In relativistic heavy ion collisions, under certain conditions (sufficiently high energy density and temperature) ordinary hadronic matter (where quarks and gluons are confined) can undergo a phase transition to a deconfined matter, commonly known as quark gluon plasma (QGP). Over the years, nuclear physicists are trying to produce and detect this new phase of matter, first at CERN SPS and now at Relativistic Heavy Ion Collider (RHIC). Recently STAR collaboration has measured inclusive charged hadron yield from Au+Au and from p+p collisions at  $\sqrt{s}=200$  GeV [1]. The data are of high precision and cover a broader  $p_T$  range than previous measurements. It is observed that hadron production in Au+Au collisions, *scaled* by the average number of binary collisions, is suppressed with respect to pp collisions, suppression being more in central collisions than in peripheral collisions. What is more interesting is the absence of such suppression in d+Au collisions at the same energy [2]. We note that other RHIC experiments (PHENIX, BHRAMS and PHOBOS) also observed similar phenomena, i.e. large suppression of high  $p_T$  in Au+Au collisions and its absence in d+Au collisions. It has created an excitement in nuclear physics community, as a possible signature, if not of QGP, of creation of highly dense matter in central Au+Au collisions.

One of the explanation offered for the high  $p_T$  suppression at RHIC is the jet quenching [3]. In the fragmentation picture [4], the single parton spectrum is convoluted with the probability for a parton  $i$  to hadronize into a hadron  $h$ , which carries a fraction  $z < 1$  of the momentum of the parent parton. Unlike in pp collisions, in AA collisions, partons produced in initial hard scattering suffer energy loss as they travel through a dense colored medium (possible quark matter). As a results, at the time of fragmentation to hadrons, the partons have less energy and produces less hadrons than would have otherwise. If in central collisions, more dense matter are produced than in peripheral collisions, partons will suffer more energy loss in central than in peripheral collisions. Consequently high  $p_T$  production will be suppressed more in central than in peripheral collisions, in agreement with experimental observation.

In the present paper, using the jet-quenching picture, we have analyzed the STAR data on high  $p_T$  suppression. Details of our analysis is given below. In Au+Au collisions, the  $p_T$  spectra of charged hadrons, in all the centrality ranges, are well explained in terms of jet quenching or energy loss, with nearly a constant value for the relative energy loss ( $\Delta E/E$ ) of partons. Our analysis do not indicate creation of highly dense matter in central collisions than in peripheral collisions. Nearly constant value of energy loss  $\Delta E$  rather indicate that the produced matter in all the centrality ranges are of similar nature. The suppression pattern, observed in different centrality ranges, is geometric rather than dynamical. Furthermore, the analysis also suggest that partonic energy loss is not the only reason for high  $p_T$  suppression seen at RHIC, as that would require centrality dependent energy loss, (partons suffer more energy loss in central than in peripheral collisions). In addition to partonic energy loss, the produced hadrons may also suffer energy loss, quenching the high  $p_T$  production.

## II. PQCD MODEL FOR HADRON PRODUCTION

Details of high  $p_T$  hadron production in pp collisions could be found in [5]. In pQCD model, the differential cross section for production of a hadron  $h$  with transverse momentum  $q_T$ , at rapidity  $y$ , in pp collisions can be written as ,

$$\frac{d\sigma^{pp \rightarrow hX}}{dq_T^2 dy} = K J(m_T, y) \int \frac{dz}{z^2} \int dy_2 \sum_{\langle ij \rangle, \langle kl \rangle} \frac{1}{1 + \delta_{kl}} \frac{1}{1 + \delta_{ij}} \quad (1)$$

$$\left\{ x_1 f_{i/A}(x_1, Q^2) x_2 f_{j/B}(x_2, Q^2) \left[ \frac{d\hat{\sigma}^{ij \rightarrow kl}}{d\hat{t}}(\hat{s}, \hat{t}, \hat{u}) D_{k \rightarrow h}(z, \mu^2) + \frac{d\hat{\sigma}^{ij \rightarrow kl}}{d\hat{t}}(\hat{s}, \hat{u}, \hat{t}) D_{l \rightarrow h}(z, \mu^2) \right] \right.$$

$$\left. + x_1 f_{i/A}(x_1, Q^2) x_2 f_{j/B}(x_2, Q^2) \left[ \frac{d\hat{\sigma}^{ij \rightarrow kl}}{d\hat{t}}(\hat{s}, \hat{u}, \hat{t}) D_{k \rightarrow h}(z, \mu^2) \frac{d\hat{\sigma}^{ij \rightarrow kl}}{d\hat{t}}(\hat{s}, \hat{t}, \hat{u}) D_{l \rightarrow h}(z, \mu^2) \right] \right\}$$

Details of the equation can be found in [5]. For the partonic collisions  $ij \rightarrow kl$ ,  $x_1$  and  $x_2$  are the fractional momentum of the colliding partons  $i$  and  $j$ ,  $x_{1,2} = \frac{p_T}{\sqrt{s}}(e^{\pm y_1} + e^{\pm y_2})$ ,  $y_1$  and  $y_2$  being the rapidities of the two final state partons  $k$  and  $l$ . For the parton distribution,  $f(x, Q^2)$ , we have used the CTEQ5L parton distribution, with the factorization scale  $Q^2 \approx p_T^2$ . In Eq.1,  $d\hat{\sigma}^{ab \rightarrow cd}/d\hat{t}$  is the sub process Cross-section. Only 8 sub processes contribute, they are listed in [6].  $D_h(z, \mu^2)$  is the fragmentation function for the final state partons. Fragmentation functions are defined as energy fraction distribution  $1/\sigma_{total} d\sigma^h/dx$  for the hadron  $h$  in the reaction  $e^+ + e^- \rightarrow h + X$ . They are not calculable, as formation of hadrons is non-perturbative. What is done in practice is to assume a form for the fragmentation function and fit experimental data on hadron production in  $e^+e^-$  collisions. Fragmentation functions are scale dependent. Effect of increasing scale is to shift the fragmentation function towards lower values of  $z$ . Knowing the fragmentation function at some scale, it is possible to obtain it at any other scale using Gribov-Lipatov-Altarelli-Parisi (GLAP) equation. In the present calculation, we have used KPP parameterization [7] with fragmentation scale  $\mu^2 \approx q_T^2$ , the hadron momentum. The initial KPP distributions were evolved according to GLAP equation to obtain it at any other scale.

The integration region for  $y_2$ ,  $-\ln(\sqrt{s}/p_T - e^{-y_f}) < y_2 < \ln(\sqrt{s}/p_T - e^{y_f})$ , is over the whole phase space, whereas that for  $z$  is

$$\frac{2m_T}{\sqrt{s}} \cosh y \leq z \leq \min[1, \frac{q_T}{p_0} J(m_T, y)] \quad (2)$$

with,  $J(m_T, y) = (1 - \frac{m^2}{m_T^2 \cosh y})^{-1}$ .  $p_0$  is the cut off used to regulate infrared singularity. It is a parameter and in the present work we have used  $p_0 = 1.0 \text{ GeV}$ .

For AA collision, following the standard procedure, hadron spectra could be obtained as,

$$\frac{d\sigma^{AA \rightarrow hX}}{d^2 q_T dy} = \int_{b_1}^{b_2} d^2 b d^2 s T_A(\mathbf{b} - \mathbf{s}) T_B(\mathbf{s}) \frac{d\sigma^{NN \rightarrow hX}}{d^2 q_T dy} \quad (3)$$

The impact parameter integration ranges ( $b_1$  and  $b_2$ ) are chosen according to centrality of collisions. In this picture, all the nuclear information is contained in the thickness function,  $T_A(\mathbf{b}) = \int \rho(\mathbf{b}, z) dz$ . We have used Woods-Saxon form for the density  $\rho(r)$ ,

$$\rho(r) = \frac{\rho_0}{1 + e^{(r-R)/a}} \quad (4)$$

For Au,  $R = 6.38 \text{ fm}$  and  $a = 0.535 \text{ fm}$ . The central density  $\rho_0$  is obtained from the normalizing condition,  $\int \rho(r) d^3 r = A$ .

Eq.3 gives the cross section for production of hadrons in AA collisions. STAR collaboration measured  $dN/d^2 p_T dy$ . We obtain the number distribution by dividing Eq.3 by the inelastic cross-section at  $\sqrt{s} = 200 \text{ GeV}$ ,  $\sigma_{in} = 42 \text{ mb}$ .

### III. RESULTS

In Fig.1, the  $p_T$  spectra of charged hadrons, obtained by the STAR collaboration in p+p and in Au+Au collisions are shown. For Au+Au collisions, the collaboration presented the spectra in different centrality ranges. In obtaining these spectra, STAR collaboration counted charged  $\pi^\pm$ ,  $K^\pm$  and  $p^\pm$ . In our calculation also, we included these hadrons. It is well known that pQCD approach can explain the hadronic spectra in pp collisions. We also obtain good agreement with data. However, we find that with CTEQ5L parton distribution and KPP fragmentation function, low  $p_T$  part of the spectra is not well reproduced. It is expected also. pQCD approach is supposed to work for high  $p_T$  only. We also note that we have neglected the Cronin effect for the colliding partons. Inclusion of Cronin effect will improve the fit at low  $p_T$  sector. However, in the present calculation, for Au+Au collisions also, we neglect the

Cronin effect for the colliding partons. We are interested in high  $p_T$  hadrons. They are well explained without the Cronin effect.

In Au+Au collision, hadron production is suppressed and convolution of pp spectra with the nuclear overlap (Eq.3), predicts hadron production, many order of magnitude larger than the experimental data. As mentioned earlier, it has been suggested that the suppression may be due to jet quenching (energy loss of partons). The key element in the jet quenching picture is the fragmentation function  $D_h(z, Q^2)$ . Unlike in pp collisions, in AA collisions, final state partons, before fragmentation, can travel a distance (L) through nuclear matter and in the process can lose energy. Then at the time of fragmentation, it has less energy. For energy loss  $\Delta E$ ,  $z = E_h/E_{parton}$  in the fragmentation function is changed to  $z^* \rightarrow \frac{z}{1-\Delta E_{parton}/E_{parton}} = \frac{z}{\eta}$ . We call  $\eta$  as the quenching factor. As the fragmentation functions are peaked at low  $z$ , with quenching factor  $\eta < 1$ , fragmentation will produce less number of hadrons than otherwise.

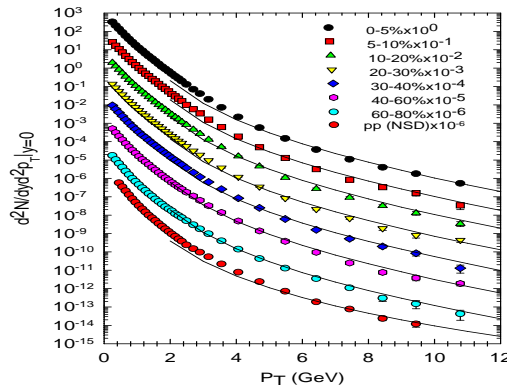


FIG. 1. The transverse momentum spectra for charged hadrons, in pp and Au+Au collisions as obtained by STAR collaboration. The lines are present model calculation.

In Fig.1, we have shown the results of our calculation in the jet quenching picture. We have assumed that in each centrality range, average energy loss of partons ( $\Delta E_{parton}/E_{parton}$ ) is constant. and obtain the quenching factor  $\eta = 1 - \Delta E_{parton}/E_{parton}$  from a fit to the tail part ( $p_T > 4$  GeV) of the STAR data. Charged hadron spectra in Au+Au collisions, in all the centrality ranges are well described in the model. The fitted values for the quenching factor  $\eta$ , in different centrality ranges are shown in Fig.2. It is nearly a constant,  $\eta = 0.44 \pm 0.02$ . It is difficult to understand nearly constant  $\eta$  in terms of energy loss of partons only. In central collisions, partons are supposed to lose more energy than in peripheral collisions. If the quenching of high  $p_T$  is *only* due to energy loss of partons,  $\eta$  or the energy loss should show centrality dependence. Contrary result suggest that quenching of high  $p_T$  in Au+Au collisions, is not entirely due to partonic energy loss.

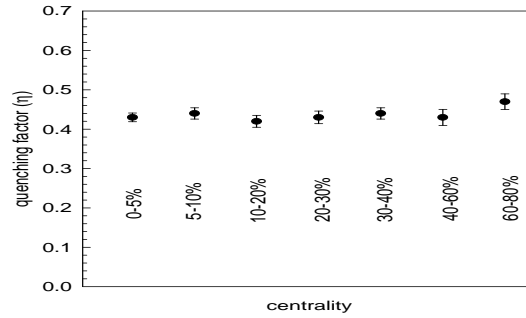


FIG. 2. Centrality dependence of the quenching factor  $\eta$

Nearly constant value of the quenching factor  $\eta$ , in all the centrality ranges also suggests that whether it is a central or a peripheral collision, nearly identical matter is produced. The STAR data then do not indicate creation of dense matter in central collisions. The observed centrality dependence of the high  $p_T$  suppression is more due to geometric rather than dynamical cause.

Jet quenching with  $\eta = 0.44 \pm 0.02$  also explains the  $p_T$  dependence of nuclear modification factor. In Fig.3, filled

squares are the STAR data for the nuclear modification factor,

$$R_{AA} = \frac{d^2 N / dp_T dy (Au + Au)}{T_{AA} d^2 \sigma / dp_T dy (pp)} \quad (5)$$

With binary collisions scaling, the high  $p_T$  hadrons are more suppressed in central than in peripheral collisions. We have also shown the present model calculation (solid lines). Overall agreement with data is good. With nearly constant quenching factor  $\eta$ , the spectacular STAR data on nuclear modification factors, in all the centrality ranges, are well reproduced.

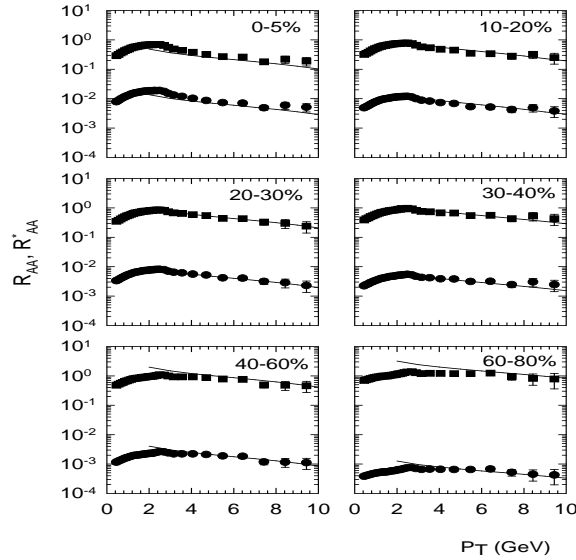


FIG. 3.  $p_T$  dependence of the nuclear modification factor  $R_{AA}$  (filled squares) and the ratio  $R_{AA}^*$  (filled circle), in different centrality ranges are shown. The solid lines are present model calculations.

Nuclear modification factor as defined in Eq.5 may be confusing. Though  $R_{AA}$  shows more high  $p_T$  suppression in central than in peripheral collisions, in *absolute terms*, it is the other way round i.e. high  $p_T$  hadrons are more suppressed in peripheral than in central collisions. In Fig.3, filled circles are the ratio of cross sections in Au+Au and in pp collisions, scaled by the colliding nuclear mass are shown,

$$R_{AA}^* = \frac{1}{AA} \frac{d^2 \sigma / dp_T dy (Au + Au)}{d^2 \sigma / dp_T dy (pp)} \quad (6)$$

It can be clearly seen that high  $p_T$  production is more suppressed in peripheral than in central collisions (from most central to most peripheral collisions, the ratio decreases by a factor of 10 or more). The present model, with nearly a constant  $\eta$  also explain the ratio. Nearly constant quenching factor  $\eta$ , in all the centrality ranges, suggests that the observed centrality dependence of high  $p_T$  suppression, more (*absolute*) suppression in peripheral collisions and less in central collisions, is mainly due to phase space reason. In peripheral collisions, the phase space is less than in central collisions.

Before we conclude, let us consider the possible reason for obtaining a nearly constant quenching factor,  $\eta$ . If partonic energy loss is the only mechanism of high  $p_T$  suppression, the  $\eta$  would depend on the centrality of collisions. Good fit to STAR data with nearly constant  $\eta$  suggest additional sources of suppression. Additional source of suppression may be the energy loss of hadrons in the medium produced. Generally, hadrons are assumed to be formed outside the interaction zone. Recently, Gallmeister et al [9] argued that quantum mechanical estimate yields a time on the order of few fm for building up the hadronic wave functions with typical momenta  $p_T \leq 10$  GeV. With few fm formation time, hadrons can suffer energy loss in the nuclear medium. Taking into account the energy loss of hadrons as well as of partons, in AA collisions, the fraction  $z$  in the fragmentation function should be rescaled as  $z^* \rightarrow z \frac{1 - \Delta E_h / E_h}{1 - \Delta E_{parton} / E_{parton}} = z / \eta$ . Energy loss of hadrons as well as of partons depend on the centrality of the collisions, but  $\eta$  being a ratio, *may* exhibit centrality independence.

#### IV. CONCLUSION

To conclude, in a pQCD based model, we have analyzed the STAR data on high  $p_T$  suppression in Au+Au collisions. With a nearly constant quenching factor  $\eta = 0.44 \pm 0.02$ , the jet quenching or the energy loss picture, could explain the  $p_T$  spectra of charged hadrons in Au+Au collisions in all the centrality ranges. The model also reproduces the  $p_T$  dependence of the nuclear modification factor  $R_{AA}$ . The near constant value of  $\eta$  in all the centrality ranges indicate that quenching of high  $p_T$  is not entirely due to energy loss of partons. Other sources like energy loss of hadrons in the produced medium may also contribute. The present analysis does not find any evidence of creation of highly dense matter in central Au+Au collisions than in peripheral collisions. It appears that the difference in high  $p_T$  suppression, in different centrality ranges, is a geometric rather than a dynamical effect.

---

\* e-mail:akc@veccal.ernet.in

- [1] J. Adams et al, STAR Collaboration, Phys.Rev. Lett.91(2003)172303.
- [2] J. Adams et al, STAR Collaboration, Phys.Rev. Lett.91(2003)072304.
- [3] X. N. Wang and M. Gyulassy, Phys.Rev. Lett. 68 (1992) 1470.
- [4] J. C. Collins and D. E. Soper, Nucl. Phys. B194 (1982)445.
- [5] K. J. Eskola and H. Honkanen, Nucl.Phys.A713 (2003)167.
- [6] I. Sarcevic, S. D. Ellis and P. Carruthers, Phys. Rev. D 40(1989)1446.
- [7] B. A. Kniehl, G. Kramer and B. Poetter, Nucl. Phys. B582(2000)514.
- [8] J. J. Auber et al, Phys. Lett.B105 (1983) 403.
- [9] K. Gallmeister, C. Greiner and Z. Xu, hep-ph/0212295.