

Standard Model Masses and Models of Nuclei

Alejandro Rivero

EUPT (Universidad de Zaragoza), 44003 Teruel, Spain

In nuclear levels, the subshells responsible for doubly magic numbers happen to start their filling with nuclei having the same mass that relevant Standard Model bosons. Thus, via an undetermined many body effect, these bosons could actually contribute to the nuclear force.

INTRODUCTION

The measurement of the highest masses in the standard model, namely those of the top quark and the particles W and Z, shows an intriguing coincidence: the mass of the top occurs slightly before than the mass of the doubly magic nucleus of 208 Pb, while the mass of Z and W occur slightly before of the mass of 100 Sn.

These two magic numbers need of an abnormally high spin-orbit splitting, and there is only a third doubly magic number sharing this need: the one of 132 Sn. Then, the ALEPH preliminary measurement [3] of a mass of 115 GeV for the Higgs boson, just slightly before the mass of this Tin isotope, makes imperative to report this triple coincidence and to state the problem, which I do in this letter. Due to the continuous action of strong nuclear forces, the weak bonding approximation is not valid in this context, so it is plausible that we are seeing some kind of general mesoscopic effect coming from many-body quantum mechanics, and not just a specific effect of nuclear physics.

It is known that magic numbers in nuclei are generated by separating levels via spin-orbit coupling. Low numbers, as the 28 or 20 in doubly magic Ca48 or Ni56, can be fit using traditional potentials with a relatively weak spin-orbit splitting, if any. Numbers 50, 82 and 126 are got because the respective subshells $5g_{9/2}$, $6h_{11/2}$ and $7i_{13/2}$ get large gaps and fall into the lower shell. Traditionally this was obtained via a purely phenomenological Hamiltonian, consisting of an empirical spin-orbit coupling and a Nilsson term $+k_n j^2$ depending of the shell. Modernly a relativistic approach based in meson exchange lets one to derive the spin orbit term from first principles. Still, the models are restricted to low nucleon numbers, because of computational effort. Some high (N,Z) models have been essayed, but they fail to reproduce the phenomena of double magicity and its associated quenching.

Here we see that some empirical coincidences are related to the availability of virtual J=0 and J=1 particles from the Standard Model. They seem to imply a need to correct meson exchange by adding the whole set of standard model interacting particles. Such particles should be noticeable during the process of filling the subshells responsible of the magicity, thus they occur slightly before of the double magic numbers.

Let me to organise the letter in small sections, so I will first comment on global issues, then to look into each level in detail, and finally to do some remarks about their possible significance.

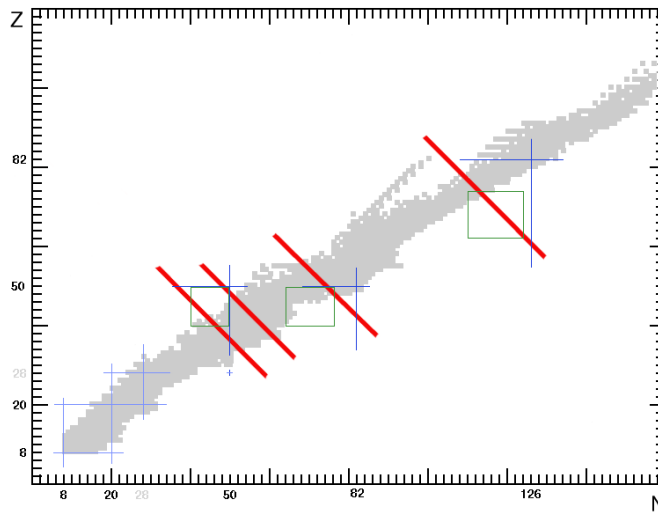


FIG. 1: Crosses mark doubly magic numbers. Diagonal isobars correspond to the masses of W,Z, H [3] and Top. Rectangles mark zones of orbital filling, with filling order from [9], for the spin-orbit depressed subshells.

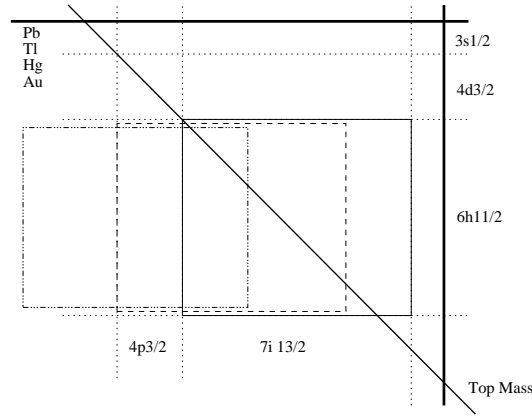


FIG. 2: Diagonal isobar signals the mass of the top quark. Levels and solid rectangle according scheme from [9]. Other possibilities are drawn as dashed rectangles

MASS LANDSCAPE

There are four highly massive particles in the standard model: the vector bosons W,Z, the scalar Higgs boson, and the Top quark. This one can not appear free but in composites, the simplest being the bosons $(t\bar{u})$, $(t\bar{d})$, etc, all of them having a mass near to the Top mass. Thus we will refer to all these particles as "the standard model bosons".

If we draw the traditional plot of energy per nucleon, for instance for the Audi-Wapstra experimental tables, we notice three peaks[16] in the descending part. Converting from GeV to atomic mass units, we can draw over the plot four lines indicating the respective masses of W, Z,Higgs (conjectured by LEP-2), and Top. Then we note that boson masses happen slightly before the peaks.

Now, the peaks in such plot are mostly due to the neutron magic numbers, but if one remembers that inside each neutron line 50, 82, 126 there is a doubly magic number, then it is more sensible to examine the proximity of the SM masses to the doubly magic numbers. This is done in figure 1, by using the traditional N-P plot of nuclides. Here we plot diagonal isobaric lines for each massive particle, and we see that effectively the lines happen near the crosses corresponding to doubly magic numbers.

In order to determine how near is "near", we need to add some information to the plot. Namely, we will consider the subshell structure before each double magic number.

Also, as our masses are incorporated directly from the standard model, without direct relation to a nuclear model, we could expect to find some signal of them in mass systematics. Indeed the droplet model FRDM 1992 [11], which is the state-of-the-art mic-mac model, shows strongly this signal for the W,Z, and a weaker error signal for higgs and top, where a quadrupole correction dominates the adjust.

a)P=82, N=126

The mass of the top quark was measured by the Tevatron in 1994, and it amounts, by direct observation, to 174.3 GeV, about 187.1 amu.

The proton magic number 82 is due to the 6h11/2 subshell, which actually is under two other levels, the 3s1/2 and the 4d3/2. The neutron magic number 126 is due to subshell 7i13/2. If we use Klinkenberg 1952 filling scheme [9] to draw the rectangle of nuclei with partial fillings of (6h11/2,7i13/2), the diagonal approaches closely to the t quark isobaric line. The situation is shown in figure 2.

We should alert the reader that the filling scheme is not well defined because the energy difference between odd and even number of nucleons is enough to alter the energy levels. Thus if we get the shell scheme for 208Pb from Bohr-Mottelson 1969[17], then the levels 5f5/2 and 4p3/2 seem to raise above the 7i13/2, and then the isobar line just cuts a corner of the rectangle. This kind of complications are usual and we will find the same issue in the N=82 range.

One should consider also that a 5 GeV range is available starting from the top mass, if we want to consider here all the "mesons" from $t\bar{d}$ to $t\bar{b}$. Of course, the highly unstable $t\bar{t}$ "meson" has a mass far away from the nuclear data.

b)P=50, N=50

Here we still have the same subshell for protons and neutrons, namely the 5g9/2. Thus the relevant nuclei are in a square.




FIG. 3: Horizontal (vertical) lines mark start and end of the $5g9/2$ subshell for protons (neutrons). Thus upper-right corner is doubly magic 50,50. Diagonal isobars are drawn at masses of W and Z . The background shows FRDM-1992 mass error [11] in this area of the nuclide table being black $+1.5$ MeV, white -2.0 MeV

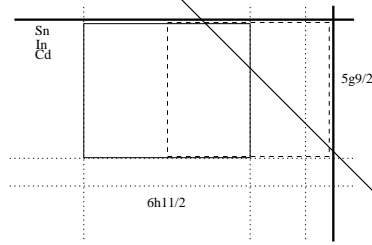


FIG. 4: Diagonal isobar marks the conjectured mass of the SM Higgs scalar. solid rectangle takes subshell filling order from [9], dashed rectangle takes subshell ordering from HFB models.

The masses of W and Z were measured by CERN collaborations in 1982-3. They amount to 80.423 and 91.1876 GeV, resp. 86.3 and 97.9 amu.

While both masses are inside the square bracketed by the subshells, some models could also be interested in its average, 92.1 amu, which roughly closes the diagonal of the square.

If one draws the mass lines over the plot of errors in the microscopic-macroscopic mass formula FRDM-1992[11], it can be noticed that outside from the square the lines coincide with an huge error area in the model. In figure 3 we have included this data.

c) $P=50$, $N=82$

Even without the higgs, the two previous coincidences should be enough to consider an extension of nuclear models. Now, a Higgs-like event was reported by LEP-2 collaborations in their final year 2000 run, with a mass of 115 GeV; roughly 123.46 amu. We can plot it and see how near it is of the extant doubly magic number.

The magic number $P=50$ is due to the subshell $5g9/2$ as in the previous case. The magic number $N=82$ is due to subshell $6h11/2$. This should do a 10×12 rectangle.

An unexpected complication is the overlapping of neutron subshells $6h11/2$, $3s1/2$ and $4d3/2$. Single nucleons prefer one subshell, while paired nucleons prefer another. It is difficult to establish the right order, if it exists. Even when the $6h11/2$ subshell is supposed to be under the other two (or three!), the first excited level is always provided by it.

If we ignore the overlap and we accept the old criteria from Klinkenberg, putting the $6h$ subshell as the lower one, then the LEP-2 event simply cuts a corner of the rectangle. The same discrepancy, at a smaller scale, happens if we take Bohr-Mattelson. And if we draw a whole elongated rectangle accounting for all the possible occupations, then it is not so clear where should we draw the diagonal. In any case, we have reflected all these possibilities in figure 4.

On other hand, we should point out that all the modern models based on HFB mass formulae fail to reproduce the narrow overlap and the priority of $4d3/2$, and they assign the highest energy level to the $6h11/2$ subshell, which then closes the whole shell (check the plots and data in [5]). This should be the best approach, as then the 10×12 rectangle is directly attached to the doubly magic corner.

The area near this mass isobar has been studied also beyond $Z=50$, in the context of Chiral Doublet Structures [14]

ANALYSIS AND REMARKS

Our empirical approach is partly muddled because of the proximity between different subshell splittings. We refer the reader again to [9] to get an idea of the complexity of these determinations. On the other hand, it could be that all the levels are actually trying to compete to fit in the isobaric lines.

While it is possible to believe that this effect is just a random numerological coincidence, it covers all the cases where the naive shells plus spin-orbit do not suffice to justify the observed magicity, and specially it suggests that a motivation can exist for the effect of double magicity. There are not more highly massive Standard Model particles, and there are no more double magic nuclei with high spin-orbit splitting. It could be argued that the 28 shell is not included in the list, but this shell needs only a mild spin-orbit split, at the reach of classical models. It is very unusual to find such level of agreement in numerology with congruent units: most numeric coincidences appear in adimensional considerations, or when comparing numbers coming from different systems of units.

The enhancement happens in the depressed subshells, which agrees with the phenomenological approach that enhances the spin-orbit separation by incorporating a dependence on angular momenta. Still, We can not, at this moment, provide an explanation of the effect. The simultaneous fit of both proton and neutron subshells suggest that the effect includes an isospin symmetry.

For the top quark mesons, both $J=1$ and $J=0$ particles are available. More specifically[18] the pseudoscalar 0^- should be expected with more probability than the scalar 0^{++} , while the vector 1^- is always "the backbone of any meson spectroscopy". For the W and Z, we should look for axial effects influencing angular momenta, and also for other combinations explaining the role of W and Z in the error data of macroscopic models. If the LEP-2 event is confirmed to be the Higgs scalar particle, then we should look for couplings to $J=0$ scalar. It should be remembered that $J=0$ coupling is the trademark of the scalar σ -meson in relativistic models of the nucleus. The status of this σ meson is experimentally troubled. It is usually assimilated to a $f_0(600)$ boson (see [12, pg 450]) by the HEP community, but nuclear authors prefer to remark that "there is no experimental evidence for a free σ meson, although the σ field is a crucial ingredient of relativistic mean-field models" [1]. Usually the σ scalar is seen as a two-pion particle, ie its scalar nature comes from two identical pseudoscalar couplings.

Our particles directly from the Standard Model could interfere with the effect of the σ . It could happen either as a small modification of the $1/m_\sigma$ mass term, or as a direct interaction with the nucleon density. It seems from our data that the meson exchange interaction is enhanced when the mass of the whole ensemble $N+Z$ of nucleons equals the mass of some available SM boson. This could be more explicit in the second case.

Also, it could be possible to develop some influence in the effective nucleon mass, which, at the end, is the main responsible for the spin-orbit coupling.

On other hand we could be seeing a quantum many-body effect. The interaction propagated via a massive particle will depend both on the mass of the nucleon, M , and the mass m of the boson. But there is also a multiplicative factor depending of the number of nucleons, i.e. of M_n/M , being M_n the mass of the nucleus. So the total interaction can be written in terms of (M_n, M, m) and we could expect some surprise[19] when $M_n \approx m$. Besides, M_n could be directly the relevant quantity for kinematics.

The strong nuclear force, as driven by the usual system of meson exchanges, provides a kinematical glue because our forces are small compared to the coupling constant from pions. We are working with bound states; any momenta exchanged between a bound particle and the nucleus is shared between all the particles of the nucleus before the "orbiting" particle gets able to turn around and interact from the opposite direction. So the acceleration from this momentum exchange depends on the mass of the whole nucleus, and this whole mass is more relevant than the mass of the nucleon -or quark- actually responsible of the exchange. It happens also, in some classical inelastic collisions, that the conversion of energies *collision* \rightarrow *internal* + *mass center* depends on the coupling constant of the internal force. The perturbation is to be measurable because in a yukawian potential it depends on the product of mass (inverse range) times coupling.

In any case, if the recoil depends of the whole mass, it is difficult to justify why should one to cut-off the calculation at the scale of the single nucleon. Regretly, most meson theories are effective QFT with a cutoff $\Lambda < 1$ GeV, so they are not directly suitable to incorporate the highest particles.

With a clear background, and in the absence of serious Effective Field Theory motivations, the ratio Γ/m between pole width and pole mass of a given meson should be a consideration more fundamental than simply to look if such mass is above or below the one of the proton. It should be of some help if similar effects were searched in few nucleon systems. The scale of J/psi, B and Upsilon could be an extra contribution respectively related to the variations of mass at 4He, 8B, 12C, or to contribute to the valleys between, or simply to be hidden under other effects. Furthermore, perhaps here the nucleon number is too small or the background of other particles too big. So the most we can say is

that the low mass range does not contradict our observation, but that it is not a definitive support. Ab-initio models could be able to fit the data, in the future, without requiring the mildly massive mesons.

Beyond theoretical frameworks, another clue to this effect can arrive from an analysis of the errors in current models of masses. Anomalies are to be expected near mass numbers 86, 98, 123, 187 (W, Z, Higgs, tops). We have remarked this point in figure 3. Indeed the error analysis of [6] for the same model hints the same results, and also the variations between theoretical and real error in fig 7 of [11]. Besides, the recent analysis of Huertas for FST model shows slope changes in the error at this mass numbers, see figure 4 of [7] and fig. 13 of [8].

Of course it shall not escape to any reader that a Mic-Mac model including high SM masses as free parameters could be used to predict these SM values, via least squares or any other variational fit. For instance one can calculate the model parameters dependence on the masses of the nuclei used in the fit; say $g_{>}(m)$ fitting to all nuclei greater than m , or $g_{<}(m)$ fitting for all the nuclei with mass smaller than m , or even some intermediate fit $g_{+10}(m)$. Then any sudden jump in $g(m)$ could be used to signal a unexpected effect around mass m .

Our work is in some sense falsifiable at mid term: If either no particle appears near 115 GeV or QHD proves able to reproduce the spin couplings for double magicity, the coincidence will be invalid in the first case, accidental in the later. A ten-years lapse will do the final judgement, as computing power increases and the LHC does its hunt.

The author wants to acknowledge L.J.Boya and other members of the Theoretical Physics Department at Zaragoza for discussions, as well to P. Walters at the internet physicsforums [13].

APPENDIX

As of today, the previous comment has been rejected from practically all the letter journals of its thematic[20]. The rejection has been mostly at editorial level, so I have not got any useful input from referees nor pairs.

During this time I have mostly tried some theoretical preparation, but I can not report of serious advance in this side. On the other side, the empirical, we are luckier, perhaps. I have mentioned in the paper that we should expect huge error peaks in mass models that are unable to make place for the particles we are looking for. Indeed we have shown this effect for W and Z in an area of the FRDM model. But this model does not show huge discrepancies for 115 and top. Do our conjecture fails or, more probably, the model is able to adjust itself to nullify the discrepancy? Last week I did some plottings that hint towards the second possibility.

I took upon myself the task of plotting error graphs for some tables available in the net. I started with the FRDM table, and a mistake when manipulating the data in gnuplot produced the result you can see in figure 5.

I was mixing different column data in the same plot, but still getting an intriguing result. By examining the data, it happened that I was plotting a conditional: for some nuclei the model uses a kind of shape correction, for some others it chooses another. I went to the original paper [11] to check the selection of nuclei, and I found the coincidences shown in figure 6

The apparition of the electroweak vacuum (the expected value of the higgs field) is surprising because it does not imply a standard model particle. The discarded ϵ_6 in this area is qualitatively different from the others (fig. 7). Besides, the 246 GeV range is also noticeable in the -very noisy- plot of calculated microscopic energies for the twin model FRLDM. (figure 8).

The emerging role of the neutron drip line is consistent with out thinking of interpreting the rest of the nucleus as a single particle: at the dripline, the neutron skin orbits the rest of the nucleus in a dense version of the halo of light drip line nuclei.

We see that this concrete model uses shape corrections to fill the expected discrepancies. But what about other models? Results vary. Generically, when the error plot has noticeable peaks, the pattern of electroweak scales appears. By looking at [15], about two thirds of the models present very noisy error patterns, but still we have another third showing curious peaks at the appropriate ranges.

-
- [1] M. Bender, P-H. Heenen, P-G. Reinhard *Self-consistent mean-field models for nuclear structure* Rev. Mod. Phys. 75, 121 (2003) <http://link.aps.org/abstract/RMP/v75/p121>
 - [2] B. L. Cohen *Observations on the Energies of Single-Particle Neutron States* Phys. Rev. 130, 227-233 (1963) <http://link.aps.org/abstract/PR/v130/p227>
 - [3] J. R. Ellis *The 115 GeV Higgs Odyssey* <http://arxiv.org/abs/hep-ex/0011086>
 - [4] R.B. Firestone, *LBNL Isotopes Project Nuclear Data Dissemination Home Page*. Retrieved May 2003, from <http://ie.lbl.gov/toi.html>. and <http://ie.lbl.gov/toimass.html>

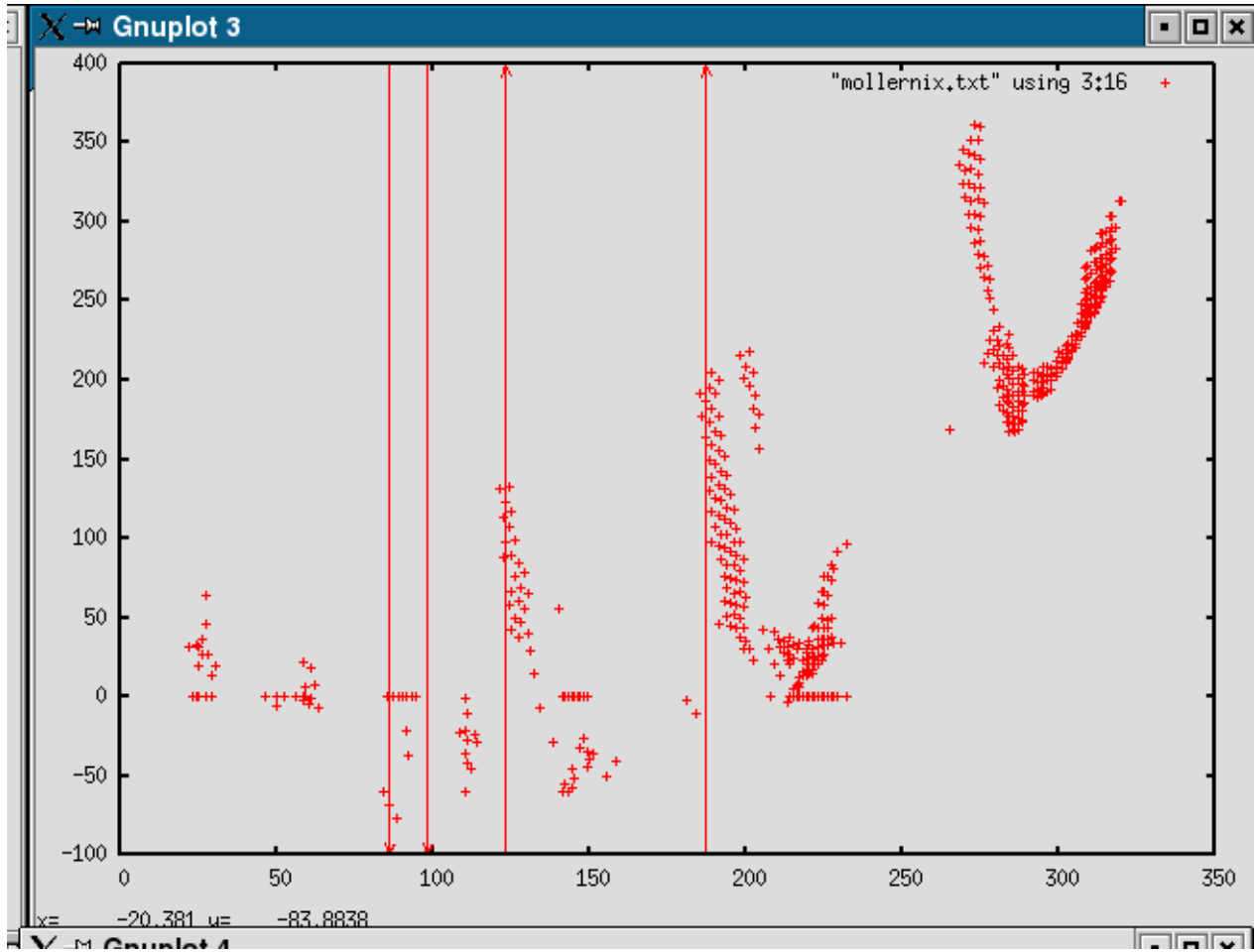


FIG. 5: By mistake, I plotted a mixed graph of FRDM data...

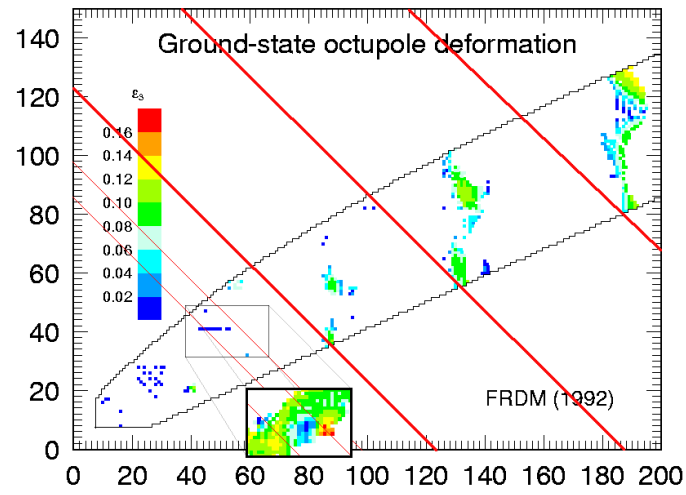


FIG. 6: ... and when rightly plotted, a hint to the neutron dripline appears. This is figure 10 of [11], plus an inset of figure 20. The only addition to the original plot are the diagonal isobars, at M_W , M_Z , 115 GeV, M_t and 246 GeV.

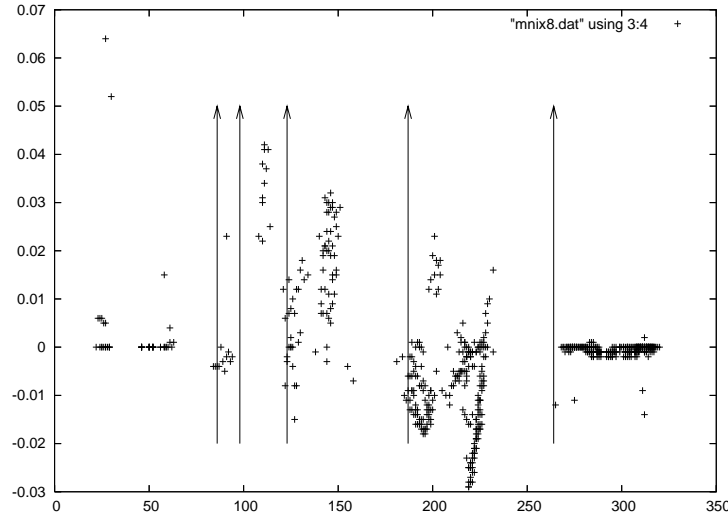


FIG. 7: values of ϵ_6 discarded in the FRDM when using instead the deformation parameter ϵ_3 . Note the qualitative difference in the signal of electroweak vacuum.

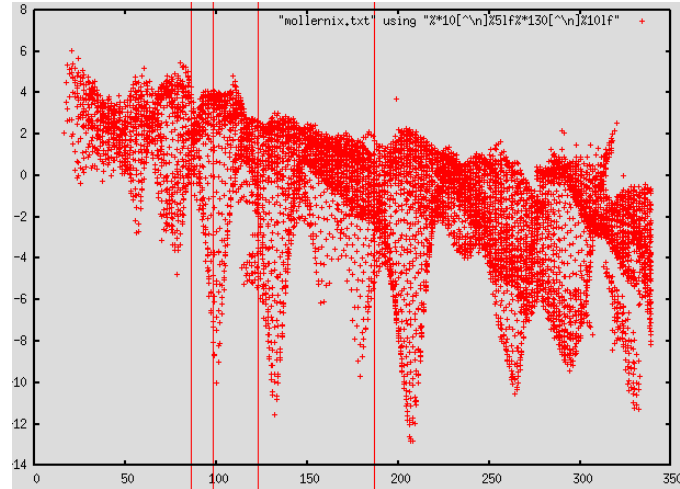


FIG. 8: plot of the calculated microscopic correction of FRLDM [11], from table available at [4].

- [5] S. Goriely et al., *Further explorations...*, Phys. Rev. C 68, 054325 (2003).
- [6] Jorge G. Hirsch, Alejandro Frank, Victor Velazquez *Residual correlations in liquid drop mass calculations* Phys.Rev. C69 (2004) 037304 <http://arxiv.org/abs/nuc1-th/0306049>
- [7] Marco A. Huertas *Effective lagrangian approach to structure of selected nuclei far from stability* Phys.Rev. C66 (2002) 024318; C67 (2003) 019901 <http://arxiv.org/abs/nuc1-th/0203019>
- [8] Marco A. Huertas *Extension of effective lagrangian approach to structure of selected nuclei far from stability* Acta Phys. Pol. B 35, 837 (2004) <http://arxiv.org/abs/nuc1-th/0304016>
- [9] P. F. A. Klinkenberg *Tables of Nuclear Shell Structure* Rev. Mod. Phys. 24, 63-73 (1952) <http://link.aps.org/abstract/RMP/v24/p63>
- [10] D. Lunney, J. M. Pearson, C. Thibault *Recent trends in the determination of nuclear masses* Rev. Mod. Phys. 75, 1021 (2003) <http://link.aps.org/abstract/RMP/v75/p1021>
- [11] P. Möller, J. R. Nix, W. D. Myers, W. J. Swiatecki *Nuclear Ground-State Masses and Deformations* Atom.Data Nucl.Data Tabl. 59, 185-381 (1995) <http://arxiv.org/abs/nuc1-th/9308022>
- [12] Particle Data Group, *Review of Particle Physics*, Phys. Rev. D 66 (1-I), p. 1 (2002) <http://pdg.lbl.gov/>
- [13] Vv.aa., *Physics/ Nuclei&Particles/ living without CERN*, at www.physicsforums.com, threadid = 9824
- [14] K. Starosta et al., *Chiral Doublet Structures in Odd-Odd N = 75 Isotones: Chiral Vibrations* Phys. Rev. Lett. 86 (6) 971-974 (2001) <http://link.aps.org/abstract/PRL/v86/p971>
- [15] VV. AA., Atom.Data Nucl.Data Tabl. 39, 185 (1988) see also [4]

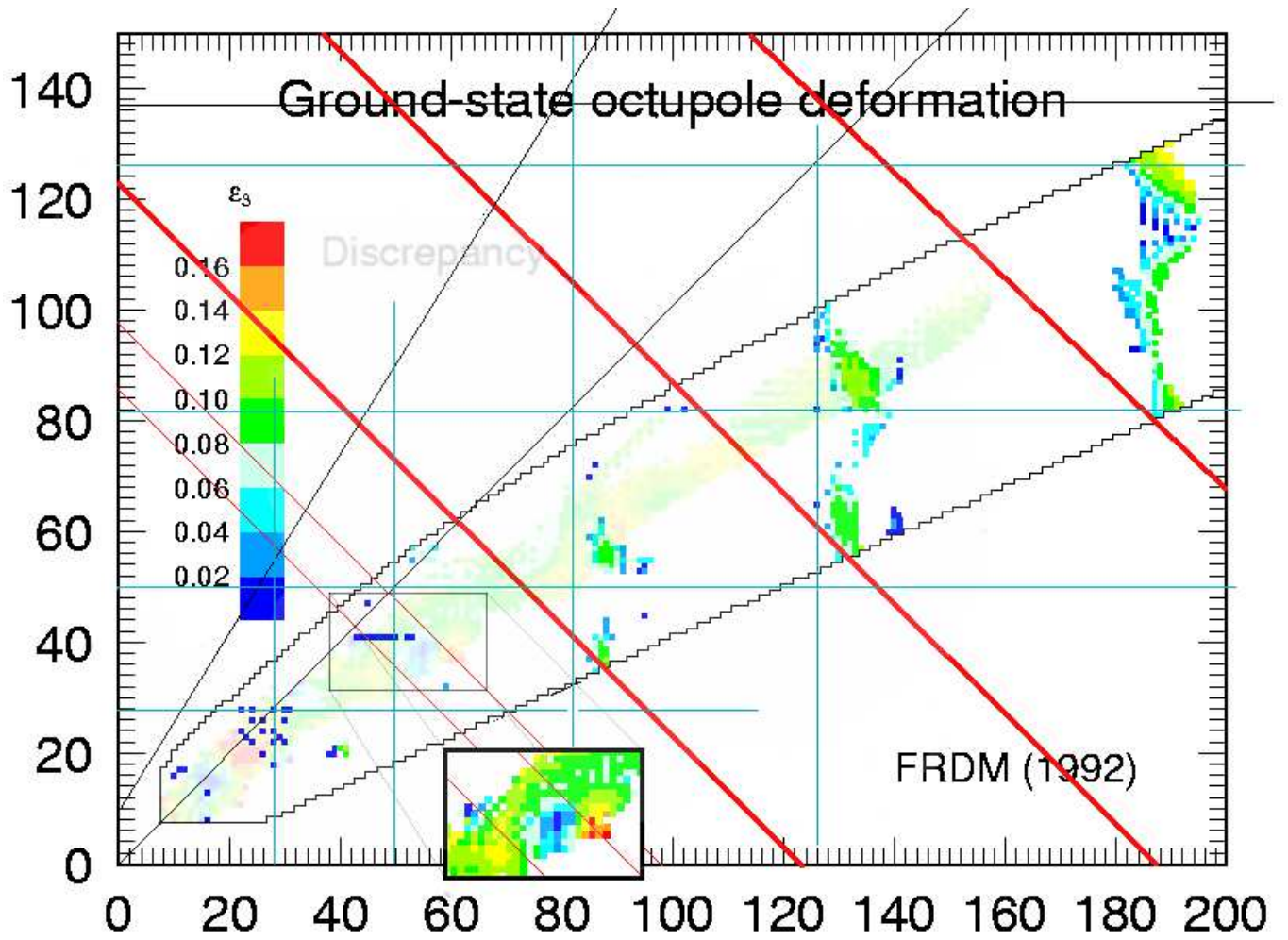


FIG. 9: Same as 6 but with some additional support lines and data

[16] about or less than 1 percent in magnitude.

[17] indirectly quoted in [5] this year 2003, so it should be still considered state-of-the-art!

[18] thanks to P. Walters for this remark

[19] An intermediate suggestion -to be tested- is to calculate the interaction between the whole neutron and proton balls, with respective masses M_N, M_P , when the interacting particle has $m \approx M_N + M_P$. This is suggested because observation of quenching hints that both subshells must be present for the double magicity phenomena to appear.

[20] see my webpage for details on this mundane thing